

1

Thème: DÉFINIR LES ASPECTS DE L'IDENTITÉ



Thème 1 DÉFINIR LES ASPECTS DE L'IDENTITÉ


UNITÉ 1 Comment ça va?

Saluer et prendre congé

LET'S START!

- Let's warm up and recap.
 - Look at the pictures below.
 - What are they saying?
 - Repeat aloud as a class.

Listen to a song that your teacher will play for you. Sing along as a class!



Do you remember the French subject pronouns?

- Je – I
- Tu / Vous – You (singular)
- Il – He / It
- Elle – She / It
- Nous – We
- Vous – You (plural)
- Ils / Elles – They

In French, “you” can be informal (*tu*) or formal (*vous*).

When greeting a friend, you will say:

- *Comment vas-tu?* – How are you? (informal “you”)
- *Je vais bien, merci. Et toi?* – I am fine, thank you. And you? (informal “you”)

When greeting an adult, who is not your parent, you will say:

- *Comment allez-vous?* – How are you? (formal “you”)
- *Je vais bien, merci. Et vous?* – I am fine, thank you. And you? (formal “you”)

LISTEN

Compréhension Orale

1. Look and listen.

a)



b)



c)



d)



e)



f)



SPEAK

Production Orale

- Listen to your teacher re-read the dialogues above.
Repeat after your teacher.
- What key words in the dialogues are used to greet people?
Say them aloud.

Greet your friends and family in French.
 Ask an adult to help you to record your greetings.
 Listen to the recording and check your pronunciation.



READ

Compréhension Écrite

1. Re-read the dialogue on page 3 to yourself.
 Once again, pay attention to all the words used to greet people.



2. Act out the dialogues with a partner and your teacher.
 Present the dialogue to your classmates.

WRITE

Production Écrite

1. Look at the pictures below. Imagine a dialogue for each one.
 - a) Write down the dialogues in your exercise book.
 - b) Share your dialogues with the class.

1



2



3



4



2. Write a short letter to your penfriend.
 You may wish to start your letter like this:

Vocabulaire

★ aussi: *also*



*Cher/Chère ami(e),
 Bonjour! Comment ça va?
 Comment va la famille aussi★?*

*Comment est ton ami(e)?
 À bientôt,
 xxxxxxxx*

UNITÉ 2 Quel âge as-tu? Tu habites où? Quelle est ta profession?

Se présenter 

LET'S START!


1. Comment tu t'appelles?
 Introduce yourself to your class: *Je m'appelle ...*
2. In Basic 4, you learnt the names of different jobs in French. Refer to pages 97–99 of your Basic 4 Learner's Book and revise, as a class, the vocabulary learnt last year on the topic.



LISTEN

Compréhension Orale

1. Listen carefully to the text that your teacher will read for you: *Qui est qui? – Who is who?*
2. Look and listen.



Bonjour! **Quelle est votre profession, Madame?**

Je suis photographe.


J'habite à Dagbamete, et vous?



Bonjour, Monsieur!
Je suis factrice. Et vous?

Vous habitez où?

Moi, j'habite à Oda.

What do the words in blue mean? 

(Check on page 6.)

LOOK AND LEARN

What is your profession?
 What is his/her profession?

In French, to ask “What is your profession?”, we say (singular):

- *Quelle est ta profession?* – *What is your profession?* (informal “you”)
- *Quelle est votre profession?* – *What is your profession?* (formal “you”)

To ask “What is his/her profession?”, we say:

- *Quelle est sa profession?* – *What is his/her profession?*

Quelle est sa profession?



Il est journaliste.



SPEAK


Production Orale

1. Role-play the dialogue on page 5 with your partner.

How would you ask and answer ...?

In French, to ask formally (singular), “Where do you live?”, we say:
Vous habitez où? (using formal, singular “you”).

1. How would you ask a friend, “Where do you live?”
 – How would then your friend answer this question?
2. How would you ask a friend, “Where does he/she live?”
 – How would then your friend answer this question?



LOOK AND LEARN

To live

In French, the verb “**habiter**” means “to live”. We say (present tense, singular):

- *J'**habite** ...* – *I live ...*
- *Tu **habites** ... / Vous **habitez** ...* – *You live ...* (informal “you” / formal “you”)
- *Il / Elle **habite** ...* – *He / She lives ...*

2. Practise with your partner. Take turns.
 - a) One of you asks: *Quelle est ta profession?*
 - b) The other one replies: *Je suis...*
 - c) Be creative in your answers. Imagine that you are an adult and have a job.

3. Look and listen.

Salut! Je m'appelle Adjoa. **J'ai 7 ans.**
Quel âge as-tu?



- a) Answer Adjoa's question: *Quel âge as-tu?*
- b) Practise with your partner. Take turns.
 - One of you asks: *Quel âge as-tu?*
 - The other one replies: *J'ai ...*



Quel âge as-tu?



J'ai 10 ans.

- *Quel âge as-tu?*
 – How old are you? (informal, singular “you”)
- *Quel âge avez-vous?*
 – How old are you? (formal, singular “you”)



Quel âge avez-vous?

J'ai soixante-cinq★ ans.



Vocabulaire

★ soixante-cinq:
sixty-five



- Do you still remember the important French verbs *être* and *avoir*?
- Let's recap how to conjugate these verbs in the present tense, singular.

For *être* we say:

- Je suis ... – I am ...
- Tu es ... / Vous êtes ... – You are ... (informal / formal)
- Il / Elle est ... – He / She is ...

For *avoir* we say:

- J'ai ... – I have ...
- Tu as ... / Vous avez ... – You have ... (informal / formal)
- Il / Elle a ... – He / She has ...

READ

Compréhension Écrite

1. Read the dialogue below. Then answer the questions that follow.

Lariba: Bonjour! Comment tu t'appelles?

Sibidoo: Bonjour! Je m'appelle Sibidoo. Et toi?

Lariba: Je m'appelle Lariba. Quel âge as-tu?

Sibidoo: J'ai dix ans. Et toi?

Lariba: Moi, j'ai neuf ans. Où habites-tu?

Sibidoo: J'habite à Accra. Tu habites où?

Lariba: J'habite à Wa.

Sibidoo: Tu es élève?

Lariba: Oui, je suis élève. Et toi?

Sibidoo: Je suis élève aussi.

Tu aimes jouer?

Lariba: Oui. J'aime jouer avec mes amies.


Sibidoo: Qu'est-ce que tu n'aimes pas?

Lariba: Je n'aime pas faire du tennis.

Et toi? Qu'est-ce que tu aimes et qu'est-ce que tu n'aimes pas?

Sibidoo: J'aime jouer aux cartes avec mon ami Daniel.

Je n'aime pas regarder la télévision.



- Quel âge a Sibido?
- Quel âge a Lariba?
- Où habite Sibidoo?
- Où habite Lariba?
- Qu'est-ce que Sibidoo aime?
- Qu'est-ce que Lariba n'aime pas?

FUN TIME!



1. Play in groups of four.
 Take turns.
 Introduce yourself.
 Say what you like or don't like.



- a) Write down each activity listed below on a small piece of paper.

Jouer aux cartes

Aller au cinéma

Aller au théâtre

Regarder la télévision

Faire du tennis

Aller à la plage

Aller à la bibliothèque

Manger le fufu

- b) Put the pieces of paper inside a box or a hat.
- c) When it is your turn, take out two activities.
- d) Introduce yourself to the group.
 Say your name and surname, where you live, your age and occupation.
 Then say whether or not you like to do your chosen activities.

WRITE

Production Écrite

1. Imagine that you have a new French penfriend.
 Write to him/her and introduce yourself in French.
 Tell him/her your name, age and where you live.
 Then give your occupation (élève / étudiant(e)* / écolier /
 écolière*) and your parents' occupations.

Vocabulaire

- ★ l'étudiant(e):
the learner
- ★ l'écolier /
 l'écolière:
*the schoolboy /
 schoolgirl*



CARTE POSTALE

Cher/Chère correspondant(e),



UNITÉ 3 Je vous présente ...

Présenter quelqu'un

LET'S START!

1. Look at the picture below.
2. Who is being introduced to the class?

Je vous présente Jean-Baptiste Abedi.
 Il est congolais. Il a 11 ans.
 Il est élève.

• Je vous présente ...
 – Let me introduce to you ...



LISTEN

Compréhension Orale

1. Listen carefully to the text that your teacher will read to you.
2. Answer the questions below.

- a) Quel est le prénom de la personne★?
- b) Quel est le nom de la personne?
- c) Quel âge a la personne?
- d) Quelle est sa nationalité?
- e) Quelle est son occupation?



3. Think about the dialogue you have just heard.

- a) Read the extracts of the dialogue below.

A Bonjour! J'ai quinze ans.

B Bonjour, Bridget! Quel âge as-tu?

C Bonjour! Ça va?
 Je vous présente mon amie Bridget Seidu.
 Elle habite à Obuasi, au Ghana.
 Elle est élève.

Vocabulaire

★ la personne:
 the person

