

5

By the sea



1 CD 2
31

Listen and look. Then listen and say the words.

1 fish

2 play with the dog

3 clean your goggles

4 play the guitar

5 talk on the phone

6 dance

7 listen to the radio

8 read a book

*Dive down
and get wet.
Another letter
you can get.*

2 Play the miming game.

What am I doing?

You're cleaning your goggles.

1 ^{CD2}₃₂ Look, read and point to the correct picture. Listen and check.



- 1 Tom is playing with his cat. He isn't talking on the phone.
- 2 Anna is reading a book. She isn't playing the piano.
- 3 Paul and Sarah are dancing. They aren't listening to the radio.

2 ^{CD2}₃₃ Listen and say.


Grammar focus

Peter **is eating** an ice cream. He **isn't reading** a book.
Emma and Bob **are dancing**. They **aren't fishing**.



3 Look at the picture. Say and guess.

He's playing with ... It's ...



1 ^{CD2}₃₅ Listen and sing.



Molly isn't playing with me
And I'm here all alone.
Molly isn't listening to me
She's talking on the phone!
Talking, talking on the phone,
And I've got nothing to do.
Talking, talking on the phone,
I want to talk to you!
Fred and Ben aren't fishing with me
And I'm here on my own.
Fred and Ben aren't talking to me
They're talking on the phone!
Talking, talking ...



2 Talk about these people.

Rachel isn't ...

She's talking ...



1 ^{CD2}₃₇ Listen and say the letter.

1



Ian

2



Martha

3



Lisa and Adam

4



Connor and Ruby

a



b



a



b



a



b



a



b



2 ^{CD2}₃₈ Listen and say.

Grammar focus

Is Ana **having** lunch?

Yes, she **is**.

Is Tim **swimming**?

No, he **isn't**.

Are Chris and Luc **reading**?

Yes, they **are**.

Are Maria and Jane **sleeping**?

No, they **aren't**.



3 Draw and guess.



Yes, she is.

Is she ... ?

1 CD2
39

The trap



Lucy: I can't see a letter.

Ben: Hey, what about that big shell?

Lucy: Good idea.

Ben: Let's have a look.



Lucy: Is there a letter in the shell?


Ben: No, there isn't.

Lucy: Let's look in a different place.



Ben: Help, Lucy! I can't get my arm out.

Lucy: I'm sorry, Ben. I can't open the shell.



Ben: Oh, no! It's Horax and Zelda.

Lucy: And a shark!

Horax: Come out big shark.



Zelda: What is the shark doing? It isn't very happy.

Horax: What! Not me you silly shark. Get the children!




Horax: Help! Help!

Ben: That shark doesn't like Horax.

Lucy: No. And he doesn't like his cage.

5

THE EXPLORERS



Ben: Thank you, octopus!
Lucy: Great. Now we can go and find that letter.



Lucy: Look! Look at the fish.
Ben: It's the letter S!
Lucy: Hurray!

2 Find the picture in the story where ...

- 1 Ben and Lucy find the next letter.
- 2 The shark comes out of its cage.
- 3 The octopus helps Ben to escape.
- 4 Ben and Lucy see a big shell.
- 5 The shark is angry with Horax and Zelda.

THE EXPLORERS

Go to page 14 of the
Activity Book and write
the letter.

3 Find who says ...


I'm **s**orry, Ben. I can't open the **s**hell.

4 ^{CD2}₄₀ Listen and say.



Phonics



Sam gets **s**ome **s**hort **s**ocks at the **S**uper **S**pecial **S**hoe **S**hop.



Learn and think

Patterns and Symmetry


1 ^{CD2}₄₃ Listen, look and say the letter.



2 Look at the pictures. Which patterns can you see?

Think!

In picture 1, I can see ...



3 ^{CD2}₄₄ Listen, read and answer.

Think!

We can find patterns and symmetry in the natural world. Look at the patterns on page 50. But what is symmetry?

Something is symmetrical when you draw a line down the middle and the two sides are the same shape.

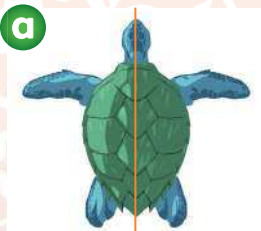


This starfish is symmetrical.



This seahorse is asymmetrical.

Which of these pictures are symmetrical?



4 Make a symmetrical fish.

Project



1 Draw a line on a piece of paper. Draw half a fish.



2 Cut out your half fish.



3 Fold and draw around your fish. Then cut out your fish.

4 Paint the top half of the fish. Press the bottom half onto it.



5 Open your fish. Make an ocean scene.





Quiz time



1 Ask and answer.

- 1 Are there any chairs in the dining room?
 a No, there aren't. b Yes, there are four.
 c Yes, there are five.



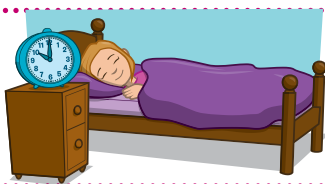
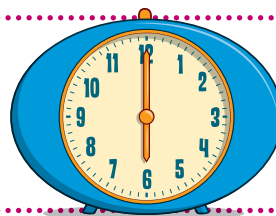
- 2 Cynthia ... breakfast at 8 o'clock.
 a have b doesn't have c has

- 3 What is Tom doing? He's ...
 a reading a book b dancing
 c talking on the phone




- 4 How many rooms ... there? There are five.
 a are b is

- 5 What's the time? It's ...
 a 12 o'clock b 9 o'clock c 6 o'clock



- 6 ... do you go to bed? At 10 o'clock.
 a Where b When c What

- 7 Which word starts with a different sound?



- 8 Are the cats ... ? No, they aren't.
 a sleeping b sleep c sleeps

A vibrant, cartoon-style cutout puzzle of a haunted house. The puzzle consists of 20 rectangular pieces, each depicting a different room or outdoor area. The pieces are arranged in a complex, non-linear fashion, with some rooms having multiple exits and others being dead ends. The rooms are decorated with various spooky and everyday items, such as skeletons, ghosts, monsters, and furniture. The path starts at a 'START' sign in the bottom left corner and ends at a 'FINISH' sign in the top right corner. The path is marked by a series of red and blue arrows. The background is a green lawn with some bushes and a small pond. The overall theme is Halloween and horror.