



CAMBRIDGE
UNIVERSITY PRESS



CAMBRIDGE ENGLISH
Language Assessment
Part of the University of Cambridge

Cambridge English



EXAM BOOSTER

WITH ANSWER KEY

**FOR FIRST AND
FIRST FOR SCHOOLS**

**Photocopiable exam
resources for teachers**

**Helen Chilton, Sheila Dignen,
Mark Fountain and Frances Treloar**

Cambridge University Press

978-1-316-64843-8 — Cambridge English Exam Booster for First and First for Schools with Answer Key with Audio
Helen Chilton , Sheila Dignen , Mark Fountain , Frances Treloar

Frontmatter

[More Information](#)

Cambridge University Press

www.cambridge.org/elt

Cambridge English Language Assessment

www.cambridgeenglish.org

Information on this title: www.cambridge.org/9781316648438

© Cambridge University Press and UCLES 2017

This publication is in copyright. Subject to statutory exception and to the provisions of relevant collective licensing agreements, no reproduction of any part may take place without the written permission of Cambridge University Press.

Printed in

A catalogue record for this publication is available from the British Library

ISBN 978-1-316-64843-8

Additional resources for this publication at www.cambridge.org/firstbooster

Cambridge University Press has no responsibility for the persistence or accuracy of URLs for external or third-party internet websites referred to in this publication, and does not guarantee that any content on such websites is, or will remain, accurate or appropriate. Information regarding prices, travel timetables, and other factual information given in this work is correct at the time of first printing but Cambridge University Press does not guarantee the accuracy of such information thereafter.

CONTENTS

Map of the book 4

How to use the Exam Booster 6

Exam overview 8

The Cambridge Scale of English 10

Worksheets

Reading and Use of English Part 1 12

Reading and Use of English Part 2 18

Reading and Use of English Part 3 24

Reading and Use of English Part 4 30

Reading and Use of English Part 5 36

Reading and Use of English Part 6 42

Reading and Use of English Part 7 48

Writing Part 1 54

Writing Part 2 60

Listening Part 1 72

Listening Part 2 78

Listening Part 3 84

Listening Part 4 90

Speaking Part 1 96

Speaking Part 2 102

Speaking Parts 3 and 4 108

Think about it 114

Answer key 122

MAP OF THE BOOK

	Paper 1: Reading and Use of English 1 hour 15 minutes	Worksheet 1	Worksheet 2	Worksheet 3
Part 1 p12 4-option multiple-choice cloze 8 questions / 8 marks	Hobbies and leisure Adjectives + preposition Hobbies and leisure vocabulary	Travel and holidays Prepositions of location and movement Commonly confused words	Sport Verb + noun collocations <i>-ing</i> and <i>to</i> + infinitive	
Part 2 p18 Open cloze 8 questions / 8 marks	Health and fitness Articles, quantifiers and determiners Relative clauses and relative pronouns	Education and study Linking expressions Verb + noun collocations	Family and friends Personal, possessive and reflexive pronouns Phrasal verbs	
Part 3 p24 Word formation 8 questions / 8 marks	Science and technology Word formation: adjective suffixes Word families	Food and drink Word formation: noun suffixes Spelling	The natural world Word formation: negative prefixes Spelling	
Part 4 p30 Key word transformation 6 questions / 12 marks	Travel and holidays Present forms Comparison	Daily life Reported speech Reported questions	Weather Phrasal verbs Conditionals with <i>if</i> and <i>unless</i>	
Part 5 p36 4-option multiple choice 6 questions / 12 marks	Science and technology Technology vocabulary	House and home Future forms	Work <i>wish, hope</i> and <i>if only</i>	
Part 6 p42 Gapped text 6 questions / 12 marks	The natural world Modals: obligation, permission and prohibition	Health and fitness Health and fitness vocabulary Modals: obligation, permission and prohibition	Education and study Education and study vocabulary Modals: possibility and certainty	
Part 7 p48 Multiple matching 10 questions / 10 marks	Cultures and customs The passive	Entertainment and media <i>have / get something done</i>	The environment The passive with reporting verbs	
	Paper 2: Writing 1 hour 20 minutes	Worksheet 1	Worksheet 2	Worksheet 3
Part 1 p54 Writing an essay 1 question / 20 marks	Hobbies and leisure Expressing opinions Linking words: cohesion	Health and fitness Comparing and contrasting opinions Linking words: contrast	The environment Environmental issues vocabulary Writing concluding paragraphs	

Part 2 p60 Writing an article, a letter or email, a review, a report or a story 1 question from a choice of 4 20 marks	Worksheet 1 Travel and holidays Travel and holidays vocabulary Linking words: narration	Worksheet 2 Cultures and customs Giving advice and making suggestions Informal language	Worksheet 3 Education and work Education vocabulary Relative clauses and relative pronouns
	Worksheet 4 Shopping and fashion Adjectives: opinions Making recommendations	Worksheet 5 Places and buildings Making suggestions and recommendations for change Punctuation	Worksheet 6 Family and friends Narrative tenses Descriptive adverbs
Paper 3: Listening 40 minutes	Worksheet 1 Education and study Yes / no questions and short answers Adjectives: feelings and emotions	Worksheet 2 Hobbies and leisure Adjectives ending <i>-ing</i> and <i>-ed</i> Question tags and question words	Worksheet 3 Health and fitness Agreeing / disagreeing (<i>So do I, Neither have I</i> etc.) Health and fitness vocabulary
Part 2 p78 Sentence completion 10 questions / 10 marks	Food and drink Parts of speech Phrasal verbs	Work Work vocabulary Linking words	The natural world Natural world vocabulary Present perfect simple and present perfect continuous
Part 3 p84 Multiple matching 5 questions / 5 marks	Shopping and fashion Shopping and fashion vocabulary Past forms	Places and buildings Buildings vocabulary <i>used to</i> and <i>be / get used to</i>	Travel and holidays Adjectives: feelings and emotions Air travel vocabulary
Part 4 p90 3-option multiple choice 7 questions / 7 marks	Cultures and customs Cultures and customs vocabulary Descriptive adverbs	The environment Environment vocabulary Phrasal verbs	Sport Sport vocabulary <i>too</i> and <i>enough</i>
Paper 4: Speaking 14 minutes	Worksheet 1 Family and friends <i>be like, look like, like, and alike</i> Asking for clarification and repetition	Worksheet 2 Hobbies and leisure Giving reasons Linking words: cause and effect	Worksheet 3 Education and work Giving yourself time to think Expressing plans and hopes for the future
Part 2 p102 Comparing two photographs / 4 minutes	Shopping Comparing photographs Modals: speculation and deduction	Hobbies and leisure Discourse markers Dealing with difficulties when speaking	Travel and holidays Comparing photographs Describing photographs with <i>look, seem</i> and <i>appear</i>
Parts 3 and 4 p108 Discussion and decision-making task / Further discussion / 8 minutes	Health and fitness Making suggestions Asking for other people's opinions	Family and friends Giving and clarifying opinions Making concluding statements and decisions	Education and study Agreeing and disagreeing Giving balanced opinions
Think about it p114			
Answer key p122			

HOW TO USE THE EXAM BOOSTER

Welcome to the Cambridge English

EXAM BOOSTER

What is the Exam Booster?

The Exam Booster provides focused exam practice of all parts of the *Cambridge English: First (FCE)* and *Cambridge English: First (FCE) for Schools* exam. Prepare your students for the exam, ensuring they gain the confidence, skills and knowledge they need for exam day.

How can I use it?

- Pick and choose the areas you want to practise at any time
- Use alongside a coursebook or on its own; in class or for homework
- Photocopy worksheets for ease of use
- Use it flexibly to best support your students



How is it structured?

The Exam Booster contains 16 sections which follow the order of the exam: Reading and Use of English Parts 1–7, Writing Parts 1–2, Listening Parts 1–4 and finally Speaking Parts 1–4.

Check exam paper, exam part and worksheet number at the top of each section.

Cover a variety of topics from the exam. Topics are suitable for both *Cambridge English: First* and *Cambridge English: First for Schools* preparation.

Go to www.cambridge.org/firstbooster to download the audio to your computer or device.



Find exam tasks easily. There are three worksheets for each exam part.

Exam facts offer clear, concise information about the exercise type and number of questions.

What other features are there?



Practise vocabulary, grammar or functional language tested in the exam using the additional tasks on the worksheet.

Exam tips provide practical strategies and advice on how to approach the task.

Exam task



1. Look at these photos of people on holiday. Talk about them with a partner. Answer the questions.

Student B, here are some photographs (1 and 2) of families having different kinds of holidays. Why might these families have chosen these different holidays?

Photograph 1  Photograph 2 

Student B, which of these holidays would you prefer? Why?

Student B, here are some photographs (3 and 4) of people sightseeing in different ways. What do you think the people enjoy about sightseeing in these ways?

Photograph 3  Photograph 4 

Student A, do you enjoy guided tours? Why? / Why not?

Get it right!

Look at the sentence below. Then try to correct the mistake.

She looks as a shy young girl.

Go to <http://www.cambridge.com/9781316648438> to watch official Cambridge English videos of First and First for Schools Speaking tests.

© Cambridge University Press and UCLES 2017 FIRST READING AND USE OF ENGLISH PART 2 | 107

Help your students avoid the most typical mistakes that candidates make with *Get it right!* Identify and correct common errors made by real Cambridge English: First and Cambridge English: First for Schools exam candidates.

Use *Think about it* sections to check students understand what they need to do for each part of the exam – great either before or after attempting an exercise.

ANSWER KEY

Reading and Use of English Part 1.1

1a 1. in 2. on 3. by 4. into
 5. about 6. with 7. to 8. at

1b 1. been on
 2. reached
 3. spent
 4. spent
 5. got into

2 1. spectators 2. part 3. look
 4. watches 5. part 6. moving
 7. join 8. social

3 1. C 2. A 3. D 4. B
 5. C 6. A 7. C 8. B

Reading and Use of English Part 1.2

1 1. arriving 2. arrived 3. breakfast
 4. busy 5. advice 6. enjoyed
 7. through 8. until

2 1. travel 2. outfit 3. embarked
 4. luggage 5. lay 6. cabin
 7. brought 8. implemented

3 Student's own answers.

4 1. B 2. C 3. A 4. D
 5. C 6. B 7. D 8. A

Reading and Use of English Part 1.3

1 1. get 2. save 3. keeping 4. play
 5. look 6. do 7. had 8. choose

2a 1. playing 2. doing 3. to take up
 4. going 5. to see 6. to join
 7. writing 8. to lose

2b Student's own answers.

3 1. B 2. A 3. D 4. B
 5. C 6. B 7. A 8. D

Get it right!

When I was at primary school, I reported playing basketball.

Reading and Use of English Part 2.1

1 1. on 2. every 3. all 4. These
 5. how 6. much 7. has 8. that

2 1. had 2. get / become 3. of
 4. to 5. to 6. had
 7. whatever 8. whether

3 1. A 2. B 3. C 4. A
 5. C 6. D 7. A 8. D

4 1. There aren't many days when I don't visit my grandmother.
 2. By the time I was ten, I had spent every Christmas with my family.
 3. I had never seen a family like the one I was in before.
 4. I had never seen a family like the one I was in before.

Reading and Use of English Part 2.2

1 1. It is long as
 2. Although
 3. In order to
 4. as well as
 5. Because
 6. owing to
 7. Therefore
 8. Whereas

2 1. which 2. who 3. that
 4. where 5. why 6. how 7. each 8. for

3 1. make 2. study 3. study 4. pass
 5. learn 6. get into 7. get 8. make

4 1. look / out / did 2. learn / enrolled on / done
 3. took / did 4. attend / took

Reading and Use of English Part 2.3

1a 1. repeat 2. miss 3. fly 4. me
 5. for

1b 1. our 2. each 3. ours 4. themselves
 5. her 6. my / little 7. who 8. who

2 1. another 2. same
 3. together 4. count on
 5. together 6. look up to
 7. did not 8. did not

3a 1. get on with 2. look on
 3. get together 4. look up to
 5. take after 6. look up to
 7. take after 8. look up to
 9. get together

Get it right!

Don't say she looks pleased and write to me. We don't see to have our own tops – we used to share them with each other.

Reading and Use of English Part 3.1

1 1. successful 2. logical
 3. challenge 4. accessible
 5. scientific 6. concerned
 7. predictable 8. impressive

2 1. strength 2. effective
 3. practical 4. accurate
 5. progress 6. accuracy
 7. suffer 8. succeed

3 1. sentence 2. possibility
 3. handwriting 4. significant
 5. significant 6. dependent
 7. dependent 8. semantic

4 Student's own answers.

© Cambridge University Press and UCLES 2017

Access a complete answer key with sample answers for the writing tasks and audioscript.

3a Choose the verb that does NOT make a correct collocation with each noun.

1. make / sit / take / do an exam
 2. take / arrive in / apply / do a course
 3. obtain / get / have / study a qualification
 4. attend / leave / miss / pass school
 5. drop / study / retire / fail a subject
 6. go into / graduate from / drop out of / apply to university
 7. attend / take / skip / set a class
 8. make / set / do / hand in homework

3b Complete the questions with an appropriate verb from exercise 3a. Then ask and answer the questions with a partner.

1. When was the last time you an exam? Did you pass?
 2. Do you usually your homework on time?
 3. Have you ever a course in a language other than English? If not, would you like to?
 4. From what age do children school in your country? At what age can they ?

Exam tips

- Look at what comes before and after each gap and decide what kind of word you need to write – for example a pronoun, verb, preposition, etc.
- You must only write one word in each gap.
- When you have finished, read through the whole text again to make sure it makes sense.

© Cambridge University Press and UCLES 2017 FIRST READING AND USE OF ENGLISH PART 2 | 21

Think about it First Reading and Use of English Part 7

Read the text about First Reading and Use of English Part 7. Are they TRUE or FALSE?

Part 7 is the final part of the Reading and Use of English paper and consists of one long text with several paragraphs, or up to six shorter texts. It is preceded by ten questions. Candidates are required to locate the specific information which matches the questions. To do this, they need to understand detail, attitude or opinion in the question and locate a section of text where that idea is expressed, discussing ideas in their own words which may appear similar but which do not reflect the whole of the question accurately. Some of the options may be correct for more than one question.

1. There may be six short texts in this part of the test.
 2. There may be one text in this part containing up to six paragraphs.
 3. You need to understand what the writer of the text thinks to do this task well.
 4. There is only one question for each text in this part of the test.
 5. There are between six and ten questions in this part of the reading exam.
 6. Some parts of the test may contain words, information or ideas that look like the answer to the question but say something a little different.
 7. The questions are positioned before the text on the paper.
 8. This is the last part of the Reading and Use of English paper.

Think about it First Writing Part 1

Complete the sentences about First Writing Part 1 with the correct alternatives.

1. In Part 1, you have to write a story / an essay about a particular topic.
 2. The task gives two / three points you must discuss in your essay.
 3. You must / don't have to add your own ideas as well.
 4. You should write between 140 and 250 / 250 words.
 5. It is / isn't important to write the correct number of words, or you may get a lower mark.
 6. You should / mustn't discuss different opinions and points of view on the topic.
 7. Your essay should be organised into clear paragraphs / numbered sections.
 8. Your essay should end with a conclusion / a conclusion and your opinion.

© Cambridge University Press and UCLES 2017 THINK ABOUT IT 117

EXAM OVERVIEW

Paper 1: Reading and Use of English

1 hour 15 mins

Reading and Use of English

Part	Number of questions	Number of marks	Task type	Task format
1	8	8	Multiple-choice cloze	A text in which there are eight missing words or phrases. Candidates have to choose the correct option (A, B, C or D) to fill each gap.
2	8	8	Open cloze	A text in which there are eight missing words. Candidates have to think of the correct word to fill each gap.
3	8	8	Word formation	A text in which there are eight gaps. Candidates have to change a prompt word to form the correct missing word that fills each gap.
4	6	12	Key word transformation	Six pairs of sentences. Candidates have to complete the second sentence in each pair, using a given key word, so that it has the same meaning as the first sentence.
5	6	12	Multiple choice	A text with six multiple-choice questions. Candidates have to decide which option (A, B, C or D) is the correct answer to each question.
6	6	12	Gapped text	A text in which there are six gaps and a list of sentences. Candidates have to choose the correct sentence to fill each gap.
7	10	10	Multiple matching	A long text or several short texts and ten statements. For each statement, candidates have to decide which part of the text contains the information mentioned.
Total	52	70		

Paper 2: Writing

1 hour 20 mins

Writing

Part	Number of questions	Number of marks	Task type	Task format
1	1	20	An essay	Candidates are given an essay title and two ideas. They must write an essay of 140–190 words, using the points given and adding an idea of their own.
2	1 from a choice of 4	20	An article, a letter/email, a review, a report or a story	Candidates write 140–190 words, answering the question of their choosing in the way specified.
Total	2	40		

© UCLES 2017

Paper 3: Listening 

About 40 mins

Listening

Part	Number of questions	Number of marks	Task type	Task format
1	8	8	Multiple choice	Eight short monologues or conversations. Candidates have to decide which option (A, B or C) is the answer to a question about each recording.
2	10	10	Sentence completion	A monologue lasting 3–4 minutes. Candidates have to complete ten sentences with information from the recording.
3	5	5	Multiple matching	Five short related monologues. Candidates have to choose which statement from a list of eight best matches what each speaker says.
4	7	7	Multiple choice	An interview or discussion between two speakers of 3–4 minutes. Candidates have to decide which option (A, B or C) answers each of the eight questions.
Total	30	30		

Paper 4: Speaking 

About 14 mins

Speaking

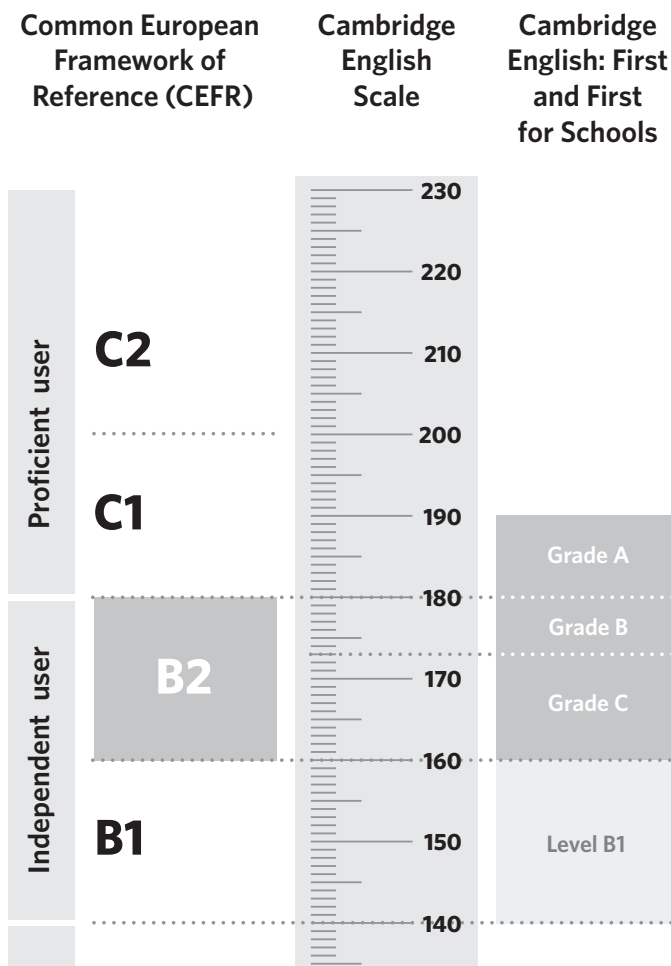
Part	Timing	Interaction	Task type	Task format
1	2 minutes	Examiner ↓ Candidate	Interview	The examiner asks the candidates questions about themselves. They may be asked to talk about past experiences, present circumstances and future plans.
2	4 minutes	Candidate long turn	Long turn	Each candidate has to talk about and compare a pair of colour photographs for one minute without interruption. They also have to answer a short question about the other candidate's photographs.
3	4 minutes	Candidate ↕ Candidate	Collaborative task	The examiner gives the candidates a question and some written prompts. The candidates discuss these together for two minutes. The examiner will then ask them to make a decision together about the topic they have been discussing.
4	4 minutes	Candidate ↕ Candidate	Discussion	Further discussion between the candidates, guided by questions from the examiner, about the same topic as the task in Part 3.
Total		60 marks		

© UCLES 2017

Cambridge English

The Cambridge English Scale explained

A guide to converting *Cambridge English: First* and *First for Schools* practice test scores to Cambridge English Scale scores



Cambridge English: First and *First for Schools* are now reporting results on the Cambridge English Scale. For these exams, candidates receive an individual score for each of the four skills – reading, writing, listening, speaking – and Use of English. In the live exams, each of the skills and Use of English are equally weighted, and a candidate’s overall score is calculated by adding all of the individual scores together and dividing by five (and then rounding to the nearest whole number). A candidate’s grade and CEFR level are based on their performance across the whole test, and there is no requirement to achieve a minimum score in each paper.

The following tables can be used as guidance to help you convert practice test scores to Cambridge English Scale scores.

Please note that these only apply when using official Cambridge English practice tests.

The conversion tables are intended to help you provide an indication of your students’ readiness to take the exam. The scores you provide may not always reflect the results the students may achieve in the live exam. They should not be used to try to predict precise scores in the live exam, but can be a useful diagnostic tool, indicating areas of relative strength and weakness.

The scores needed on any given test to achieve the scores on the Cambridge English Scale shown in the tables below will vary due to a number of factors, so scores close to CEFR boundaries need to be reviewed carefully. We recommend that this is approximately three Cambridge English Scale score points above and below the score needed to achieve the level, e.g. 157–163 for Level B2. Students who achieve only slightly higher than the Cambridge English Scale score for a given level on a practice test may not achieve that level in the live exam, and we recommend that they continue working to improve so that they reach the desired level.

Cambridge English First

Cambridge English First *for Schools*

Reading

The Reading section consists of Parts 1, 5, 6 and 7 of the Reading and Use of English paper. Correct answers in Parts 1 and 7 are worth 1 mark each. Correct answers in Parts 5 and 6 are worth 2 marks each. There are 42 possible marks in the Reading section.

Practice test score	Cambridge English Scale score	CEFR Level
37	180	Level C1
24	160	Level B2
16	140	Level B1
10	122*	-

*minimum score reported for *First*

Use of English

The Use of English section consists of Parts 2, 3 and 4 of the Reading and Use of English paper. Correct answers in Parts 2 and 3 are worth 1 mark each. In Part 4, answers which are partly correct receive 1 mark and answers which are completely correct receive 2 marks. There are 28 possible marks in the Use of English section.

Practice test score	Cambridge English Scale score	CEFR Level
24	180	Level C1
18	160	Level B2
11	140	Level B1
7	122*	-

*minimum score reported for *First*

Writing

Candidates' answers in the Writing paper are marked by trained examiners who are certificated to mark at the level. Answers are marked using assessment scales which are linked to the Common European Framework of Reference. 0–5 marks are given for each of the following criteria: Content; Communicative Achievement; Organisation; and Language. Whole marks only are awarded; there are no half marks given. Marks for each of the criteria are combined to give 20 possible marks for each question. There are 40 possible marks for the whole paper.

Practice test score	Cambridge English Scale score	CEFR Level
34	180	Level C1
24	160	Level B2
16	140	Level B1
10	122*	-

*minimum score reported for *First*

Listening

Correct answers in the Listening paper are worth 1 mark each. There are 30 possible marks in the Listening paper.

Practice test score	Cambridge English Scale score	CEFR Level
27	180	Level C1
18	160	Level B2
12	140	Level B1
8	122*	-

*minimum score reported for *First*

Speaking

Candidates take the test in pairs, but are assessed on their individual performance by trained examiners certificated to examine at the level. Candidate speaking performances are assessed using scales which are linked to the Common European Framework of Reference. The assessor gives 0–5 marks for each of the following criteria: Grammar and Vocabulary; Discourse Management; Pronunciation; and Interactive Communication. Marks for each of these criteria are doubled. The interlocutor gives a mark of 0–5 for Global Achievement. This mark is then multiplied by four. Examiners may award half marks. Marks for all criteria are then combined, meaning there are 60 marks available in the Speaking test.

Practice test score	Cambridge English Scale score	CEFR Level
54	180	Level C1
36	160	Level B2
24	140	Level B1
14	122*	-

*minimum score reported for *First*