


 Welcome!

Teacher's notes

Reinforcement worksheet 1

- Pupils guess which school subjects Sophia, Frank, and Oliver like / don't like. Then they read the texts and fill in the gaps. Pupils read the speech bubbles and decide which character said each one. Finally, pupils complete the last three speech bubbles based on their own interests and favourite subjects.

Key: 2) 1 Sophia likes music. She doesn't like history.
 2 Frank likes science. He doesn't like computer studies.
 3 Oliver likes art. He doesn't like geography. **3)** Oliver, Sophia, Frank.

- **Optional follow-up activity:** On four separate strips of paper, each pupil writes four sentences: two about what subjects they like and two about subjects they don't like. Pupils should use *like / don't like + ing*. Working in groups, they jumble the papers in the middle of the table, then take turns to pick one up and read it out. The group has to guess who wrote it.

Reinforcement worksheet 2

- Pupils look at the example words in the wordsearch: *geography* and *sport*. Point out that the words can go backwards and upwards, as well as forwards and down. Pupils find the school subjects. They then complete the sentences with the words, by reading the definitions.

Key: 2) 2 dictionary, 3 sport, 4 music, 5 geography, 6 art, 7 history, 8 maths, 9 exams, 10 French.

- **Optional follow-up activity:** Pupils work in groups miming subjects from the list for the others to guess.

Extension worksheet 1

- Check before using this worksheet that pupils can cope with the maths and know the relevant symbols.

Go through the example to establish that, in this case, a pattern is made by adding two each time. Pupils work out what they must add for the other questions and then complete the patterns.

Pupils do the maths puzzles and write their answers in the crossword.

- Key: 1)** 1 eight, ten (increases by two each time), 2 twelve, fifteen (increases by three each time), 3 forty, fifty (increases by ten each time), 4 twenty-four, thirty (increases by six each time), 5 twenty-eight, thirty-five (increases by seven each time). **2)** 2 eleven, 3 fifteen, 4 twelve, 5 three, 6 twenty. The number across is **eleven**.
- **Optional follow-up activity:** Pupils write maths puzzles for their friends. Encourage them to use words rather than figures.

Extension worksheet 2

F towards

- Remind pupils about the City School ezine. Pupils read the interview between the children and their head teacher and write in the correct questions from the list on the right. Then they listen to the interview to check their answers. They can practise the interview in groups of four.

Key: 2 Mr Kelly: How can I help you? 3 Shari: How old is City School? 4 Dan: How many students are there? 5 Shari: When do children start school? 6 Dan: And when do children leave this school?

- **Optional follow-up activity:** Pupils prepare questions for a teacher at their school. Practise the questions with them. If possible, ask them to carry out their interview with a real teacher (or role-play the interview in class with other pupils).

Song worksheet

- Pupils listen to the song and tick subjects that the singers like.

Point out some words in the first verse of the song with different numbers of syllables (e.g. *study*=2, *afternoon*=3). Ask pupils to clap the number of syllables. Then pupils circle the words as instructed in each verse. Now the class can sing the song.

Key: 1) Pictures ticked should be: geography, history, science, sport, languages. **2)** 1 because/Friday/study/morning, 2 I/and/to/too/my/in/the, 3 computer, 4 languages, Japanese, dictionary.

- **Optional follow-up activity:** Pupils play Hangman in class, using school subjects. When a pupil guesses the word, he/she says how many syllables the word has.

Topic worksheet

- Help pupils pronounce the word *archaeologist* (*ar-kee-ol-o-gist*). Using the illustrations pre-teach: *skeleton*, *to dig*, *local*, *skull*, *tomb*, *cave* and *gold*. Pupils read the text and label the remaining illustrations. Pupils then read the text again and correct the sentences.

Key: 1) staircase, King Tutankhamun, jewellery, archaeologist. **2)** 2 Archaeologists often find paintings in caves. 3 Teeth can tell archaeologists how old the person was and what they ate. 4 The Incas lived in Machu Picchu more than five hundred years ago. 5 Howard Carter found King Tutankhamun after digging for six years / for a long time. 6 King Tutankhamun was found inside a big room / a tomb (behind a staircase and a wall).

- **Optional follow-up activity:** Pupils discuss and then write about the question: *Would you like to be an archaeologist? Why? / Why not?*



Reinforcement worksheet 1



1 Look at the pictures of Sophia, Frank and Oliver. Guess their favourite school subjects. What subjects do you think they don't like?



Sophia



Frank



Oliver

2 Now read about them and complete the sentences. Were you right?

Sophia	Frank	Oliver
I like singing and playing the guitar. I don't like learning about the past.	I like to learn about plants and the human body. I don't like the internet.	I like taking photos and drawing. I don't like learning about other countries.

- Sophia likes music . She doesn't like
- Frank likes He doesn't like
- Oliver likes He doesn't like

3 Who would like to put these things in the ezine? Write Sophia, Frank or Oliver under the sentences.

I'd like to put a painting in the ezine.

.....

I'd like to write about my favourite singer and her new CD.

.....

I'd like to write about animals and what they eat.

.....

4 Write three things that you would like to put in an ezine.

I'd like to put in the ezine.

I'd like to write about

.....


 Welcome!

Reinforcement worksheet 2

1 Find and circle ten school subjects.

g	e	o	g	r	a	p	h	y
n	h	h	c	n	e	r	f	r
v	s	i	h	o	x	j	i	a
m	i	s	g	p	a	l	o	n
a	t	t	e	r	m	t	i	o
t	r	o	p	s	s	m	c	i
h	e	r	t	e	r	a	r	t
s	g	y	h	a	r	m	i	c
e	m	u	s	i	c	s	a	i
t	s	c	i	e	n	c	e	d

~~geography~~~~sport~~

history

art

exams


dictionary

French

maths

music

science



2 Complete the sentences using the school subjects.

- I like science. We study animals, plants and the human body in this subject.
- I use a to help me understand new words.
- Zee loves playing football and basketball. His favourite subject is
- David likes He's good at singing, playing the guitar and the piano.
- We learn about different countries in
- Sarah loves drawing and taking photographs. Her favourite subject is
- In we can learn about the past.
- Try this! $10 + 20 - 3 / 9 = 3$ is easy!
- We have to study a lot before we take
- If you speak, you can talk to people in France.



Extension worksheet 1



1 Complete the number patterns. Write the numbers.

1

two	four	six	eight	ten
-----	------	-----	-------	-----

2

three	six	nine		
-------	-----	------	--	--

3

ten	twenty	thirty		
-----	--------	--------	--	--

4

six	twelve	eighteen		
-----	--------	----------	--	--

5

seven	fourteen	twenty-one		
-------	----------	------------	--	--

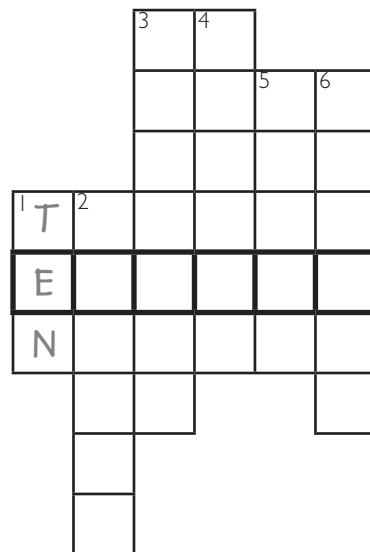
2 Complete the maths puzzles. Write your answers in the crossword. What's the number in the black boxes?

- 1 $8 + 8 - 6 =$ 10.....
- 2 $9 \times 2 - 7 =$
- 3 $2 \times 5 + 35 / 3 =$
- 4 $4 \times 6 / 2 =$
- 5 $5 \times 7 + 10 / 15 =$
- 6 $6 \times 5 - 20 + 10 =$



The number in the black boxes is:

.....





Extension worksheet 2



1 For their ezine, Alvin, Shari and Dan are interviewing Mr Kelly, the head teacher of City School.



Read the questions and complete the interview.

Alvin: Good afternoon, Mr Kelly.

1

How old is City School?

Mr Kelly: I'm fine, thank you.

2

When do children start school?

Shari: We'd like to ask you some questions for our ezine.

3

~~How are you?~~

Mr Kelly: It's fifty-seven years old.

Dan: 4

How many students are there?

Mr Kelly: There are five hundred and eighty-three students.

Shari: 5

And when do children leave this school?

Mr Kelly: Children start school when they are four years old.

Dan: 6

Mr Kelly: When they're twelve.

Alvin: OK, that's all. Thank you!

How can I help you?

Mr Kelly: You're welcome. Good luck with your ezine!



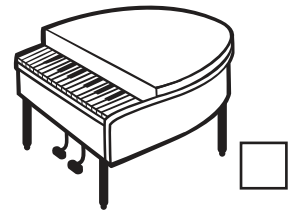

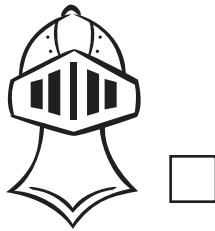
2 Listen and check.



Song worksheet



3 Listen and read. Tick (✓) the pictures of the subjects that the singers like.



Because school is cool, it's where we go.
 From Monday to Friday, I'm sure you know.
 We study and we play, that's what we do.
 We do it in the morning and the afternoon!

I really love geography,
 And I enjoy history.
 I like to study science too!
 My favourite subject in the afternoon.

Before lunch we have music,
 And then computer studies,
 And on Wednesday we do sport.
 That's a class which is too short!

And I like to do languages,
 Spanish, French and Japanese.
 Lots of words in the dictionary,
 For me to study and to read.

2 1 'Monday' has two syllables. Circle another two-syllable word in this verse.

2 Two one-syllable words are circled in this verse. Can you circle another one?

3 There is one three-syllable word in this verse. Can you circle it?

4 There are three three-syllable words in this verse. Can you circle them?




Topic worksheet




1 Read about archaeologists. Label the pictures.

Archaeologists are interested in history. They often travel to countries where people lived thousands of years ago. They look at paintings in caves and find bones. They find things that people used every day.




a cave

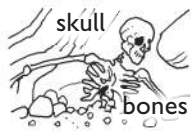
five hundred years ago. But there are still many questions. *Why did the Incas live there? Why did they leave? Why were most of the skeletons women?*



six years.



When archaeologists find a skeleton, they ask many questions; for example, *How big is it? Is it a man, woman or child? Why is it there?* Sometimes they find the person's skull. Teeth can tell us how old the person was and what they ate.




skull

bones

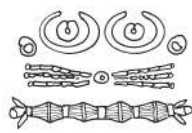
skeleton

Sometimes there are more questions than answers. Hiram Bingham went to Peru in South America. Local people told him about a 'city' on a mountain. Bingham found 'Machu Picchu'. He learned a lot about the Incas who lived there more than




to dig

In 1922, he found a staircase and a wall. Behind these there was a big room. It was the tomb of King Tutankhamun. He was surrounded by jewellery and gold.



Archaeologists work in the sun, the rain and the cold. They look for answers for many years. Sometimes they never find them.



2 Correct the sentences.

- 1 Archaeologists are interested in maths.
Archaeologists are interested in history......
- 2 Archaeologists often find paintings in houses.

- 3 Teeth can tell archaeologists the colour of someone's hair.

- 4 The Incas live in Machu Picchu today.

- 5 Howard Carter found King Tutankhamun after digging for a short time.

- 6 King Tutankhamun was found on a mountain.
