


 Welcome!

# Teacher's notes

## Reinforcement worksheet 1

- Students guess which school subjects Sophia, Frank, and Oliver like / don't like. Then they read the texts and fill in the blanks. Students read the speech bubbles and decide which character said each one. Finally, students complete the last three speech bubbles based on their own interests and favorite subjects.

**Key: 2)** 1 Sophia likes music. She doesn't like history. 2 Frank likes science. He doesn't like computer studies. 3 Oliver likes art. He doesn't like geography. **3)** Oliver, Sophia, Frank.

- **Optional follow-up activity:** On four separate strips of paper, each student writes four sentences: two about what subjects they like and two about subjects they don't like. Students should use *like / don't like + ing*. Working in groups, they scramble the papers in the middle of the table, then take turns picking one up and reading it out. The group has to guess who wrote it.

## Reinforcement worksheet 2

- Students look at the example words in the word search puzzle: *geography* and *P.E.* Point out that the words can go backward and upward, as well as forward and down. Students find the school subjects. They then complete the sentences with the words, by reading the definitions.

**Key: 2)** 2 dictionary, 3 P.E., 4 music, 5 geography, 6 art, 7 history, 8 Math, 9 exams, 10 French.

- **Optional follow-up activity:** Students work in groups miming subjects from the list for the others to guess.

## Extension worksheet 1

- Check before using this worksheet that students can cope with the math and know the relevant symbols.
- Go through the example to establish that, in this case, a pattern is made by adding two each time. Students work out what they have to add for the other questions and then complete the patterns. Students do the math puzzles and write their answers in the crossword.

**Key: 1)** 1 eight, ten (increases by two each time), 2 twelve, fifteen (increases by three each time), 3 forty, fifty (increases by ten each time), 4 twenty-four, thirty (increases by six each time), 5 twenty-eight, thirty-five (increases by seven each time). **2)** 2 eleven, 3 fifteen, 4 twelve, 5 three, 6 twenty. The number across is **eleven**.

- **Optional follow-up activity:** Students write math puzzles for their friends. Encourage them to use words rather than figures.

## Extension worksheet 2 toward

- Remind students about the City School ezine. Students read the interview between the children and their principal and write in the correct questions from the list on the right. Then they listen to the interview to check their answers. They can practice the interview in groups of four.

**Key: 2** Mr. Kelly: How can I help you? 3 Maria: How old is City School? 4 Dan: How many students are there? 5 Maria: When do children start school? 6 Dan: And when do children leave this school?

- **Optional follow-up activity:** Students prepare questions for a teacher in their school. Practice the questions with them. If possible, ask them to carry out their interview with a real teacher (or perform the interview in class with other students).

## Song worksheet

- Students listen to the song and check subjects that the singers like. Point out some words in the first verse of the song with different numbers of syllables (e.g., *study=2, afternoon=3*). Ask students to clap the number of syllables. Then students circle the words as instructed in each verse. Now the class can sing the song.

**Key: 1)** Pictures checked should be: geography, history, science, P.E., languages. **2)** 1 because/Friday/study/morning, 2 I/and/to/too/my/in/the, 3 computer, 4 languages, Japanese, dictionary.

- **Optional follow-up activity:** Students play *Hangman* in class, using school subjects. When a student guesses the word, he/she says how many syllables the word has.

## Topic worksheet

- Help students pronounce the word *archeologist* (*ar-kee-ol-o-gist*). Using the illustrations pre-teach: *skeleton, to dig, local, skull, tomb, cave, and gold*. Students read the text and label the remaining illustrations. Students then read the text again and correct the sentences.

**Key: 1)** staircase, King Tutankhamen, jewelry, archeologist. **2)** 2 Archeologists often find paintings in caves. 3 Teeth can tell archeologists how old the person was and what they ate. 4 The Incas lived in Machu Picchu more than five hundred years ago. 5 Howard Carter found King Tutankhamen after digging for six years / for a long time. 6 King Tutankhamen was found inside a big room / a tomb (behind a staircase and a wall).

- **Optional follow-up activity:** Students discuss and then write about the question: *Would you like to be an archeologist? Why? / Why not?*



# Reinforcement worksheet 1

**1** Look at the pictures of Sophia, Frank, and Oliver. Guess their favorite school subjects. What subjects do you think they don't like?



Sophia



Frank



Oliver

**2** Now read about them and complete the sentences. Were you right?

Sophia	Frank	Oliver
I like singing and playing the guitar. I don't like learning about the past.	I like to learn about plants and the human body. I don't like the Internet.	I like taking photographs and drawing. I don't like learning about other countries.

- Sophia likes music. She doesn't like .....
- Frank likes ..... He doesn't like .....
- Oliver likes ..... He doesn't like .....

**3** Who would like to put these things in the ezine? Write Sophia, Frank, or Oliver under the sentences.

I'd like to put a painting in the ezine.

.....

I'd like to write about my favorite singer and her new CD.

.....

I'd like to write about animals and what they eat.

.....

**4** Write three things that you would like to put in an ezine.

I'd like to put ..... in the ezine.

I'd like to write about .....

.....  
 .....  
 .....



# Reinforcement worksheet 2

## 1 Find and circle ten school subjects.

g	e	o	g	r	a	p	h	y
n	h	h	c	n	e	r	f	r
v	s	i	h	o	x	j	i	a
m	i	s	g	p	a	l	o	n
a	t	t	e	r	m	t	i	o
t	r	o	p	s	s	m	c	i
h	e	r	t	e	r	a	r	t
s	g	y	h	a	r	m	i	c
e	m	u	s	i	c	s	a	i
t	s	c	i	e	n	c	e	d

- geography
- P.E.
- history
- art
- exams
- dictionary
- French
- math
- music
- science



## 2 Complete the sentences using the school subjects.

- 1 I like science. We study animals, plants, and the human body in this subject.
- 2 I use a ..... to help me understand new words.
- 3 Zee loves playing soccer and basketball. His favorite subject is .....
- 4 David likes ..... He's good at singing, playing the guitar, and the piano.
- 5 We learn about different countries in .....
- 6 Sarah loves drawing and taking photographs. Her favorite subject is .....
- 7 In ..... we can learn about the past.
- 8 Try this!  $10 + 20 - 3 / 9 = 3$ . ..... is easy!
- 9 We have to study a lot before we take .....
- 10 If you speak ....., you can talk to people in France.



# Extension worksheet 1



## 1 Complete the number patterns. Write the numbers.

1

two	four	six	eight	ten
-----	------	-----	-------	-----

2

three	six	nine		
-------	-----	------	--	--

3

ten	twenty	thirty		
-----	--------	--------	--	--

4

six	twelve	eighteen		
-----	--------	----------	--	--

5

seven	fourteen	twenty-one		
-------	----------	------------	--	--

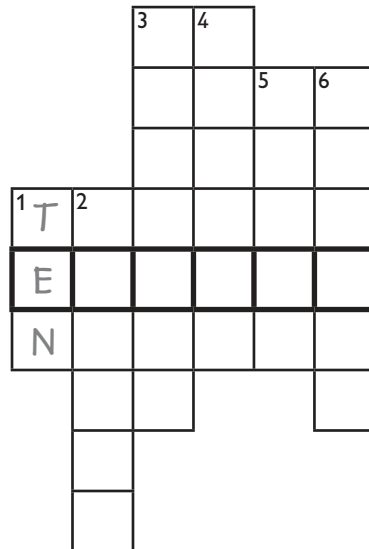
## 2 Complete the math puzzles. Write your answers in the crossword puzzle. What's the number in the black boxes?

- 1  $8 + 8 - 6 =$  .....10.....
- 2  $9 \times 2 - 7 =$  .....
- 3  $2 \times 5 + 35 / 3 =$  .....
- 4  $4 \times 6 / 2 =$  .....
- 5  $5 \times 7 + 10 / 15 =$  .....
- 6  $6 \times 5 - 20 + 10 =$  .....



The number in the black boxes is:

.....





# Extension worksheet 2



1 For their ezine, Alex, Maria, and Dan are interviewing Mr. Kelly, the principal of City School.



Read the questions and complete the interview.

**Alex:** Good afternoon, Mr. Kelly.  
 1

**Mr. Kelly:** I'm fine, thank you.  
 2

**Maria:** We'd like to ask you some questions for our ezine.  
 3

**Mr. Kelly:** It's fifty-seven years old.

**Dan:** 4

**Mr. Kelly:** There are five hundred and eighty-three students.

**Maria:** 5

**Mr. Kelly:** Children start school when they are four years old.

**Dan:** 6

**Mr. Kelly:** When they're twelve.

**Alex:** OK, that's all. Thank you!

**Mr. Kelly:** You're welcome. Good luck with your ezine!

How old is City School?

When do children start school?

~~How are you?~~

How many students are there?

And when do children leave this school?

How can I help you?




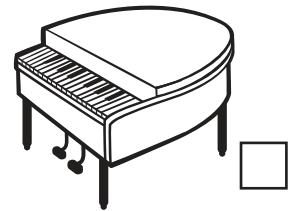
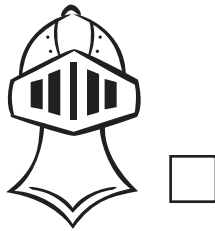
2 Listen and check.



# Song worksheet



**1** **3** Listen and read. Check (✓) the pictures of the subjects that the singers like.



Because school is cool, it's where we go.  
 From Monday through Friday, I'm sure you know.  
 We study, and we play, that's what we do.  
 We do it in the morning and the afternoon!

I really love geography,  
 And I enjoy history,  
 I like to study science, too!  
 My favorite subject in the afternoon.

Before lunch we have music,  
 And then computer studies,  
 And on Wednesday we do sports.  
 That's a class that is too short!

And I like to do languages.  
 Spanish, French, and Japanese.  
 A lot of words in the dictionary,  
 For me to study and to read.

**2** 1 "Monday" has two syllables. Circle another two-syllable word in this verse.

2 Two one-syllable words are circled in this verse. Can you circle another one?

3 There is one three-syllable word in this verse. Can you circle it?

4 There are three three-syllable words in this verse. Can you circle them?



# Topic worksheet



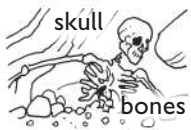
## 1 Read about archeologists. Label the pictures.

Archeologists are interested in history. They often travel to countries where people lived thousands of years ago. They look at paintings in caves and find bones. They find things that people used every day.



a cave

When archeologists find a skeleton, they ask many questions; for example, *How big is it? Is it a man, woman, or child? Why is it there?* Sometimes they find the person's skull. Teeth can tell us how old the person was and



skeleton

what they ate.

Sometimes there are more questions than answers. Hiram Bingham went to Peru in South America. Local people told him about a "city" on a mountain.



to dig

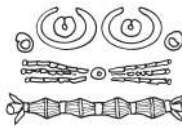
Bingham found "Machu Picchu." He learned a lot about the Incas who lived there more than five hundred years ago. But there are

still many questions. *Why did the Incas live there? Why did they leave? Why were most of the skeletons women?*



A famous archeologist named Howard Carter dug in the sand in Egypt for six years. In 1922, he found a staircase and a wall. Behind these there

was a big room. It was the tomb of King Tutankhamen. He was surrounded by jewelry and gold.



Archeologists work in the sun, the rain, and the cold. They look for answers for many years.

Sometimes they never find them.



## 2 Correct the sentences.

1 Archeologists are interested in math.

*Archeologists are interested in history.*

2 Archeologists often find paintings in houses.

3 Teeth can tell archeologists the color of someone's hair.

4 The Incas live in Machu Picchu today.

5 Howard Carter found King Tutankhamen after digging for a short time.

6 King Tutankhamen was found on a mountain.

# 1 Teacher's notes

## Reinforcement worksheet 1

- Students compare the schedules and write five more differences.
- Key:** 2 Crazy Cat / Cool Cat at 1:45, 3 School Friends Episode 5/3 at 2:15, 4 Golf/Soccer at 2:45, 5 The Rosetta Stone at 3:00/3:15, 6 Quiz / The Weather at 3:50.
- **Optional follow-up activity:** Students write a plan of their favorite TV schedule (real or imaginary). Display these in the classroom, and ask students to vote for their favorite.

## Reinforcement worksheet 2

- Use the example to show students how to complete the missing word in each sentence, using the words on the TV, and then cross out each word as they use it. The aim is to cross four words in a straight line. The line can be horizontal or vertical, but not diagonal. Then use the first letter of these four words to complete Maria's sentence.
- Key: 1)** 2 channels, 3 quiz, 4 sports, 5 animals, 6 series, 7 boring, 8 weather, 9 turn on, 10 episodes. **2)** All the words in the last line on the right (*boring, episodes, series, turn on*) are crossed out. Maria is saying *Shows about dinosaurs are the best!*
- **Optional follow-up activity:** Students invent definitions for the remaining six words: *cameraman, screen, action movie, music video, funny, cartoon*.

## Extension worksheet 1

- Using a flashlight and a ball, explain that when the sun is in one half of the world, it's dark in the other half. Check students know the names of the cities and what countries they're in. Students then draw lines from the names to the dots on the map. Refer to an atlas if necessary. Then look at the map together, pointing out the different times in different places.

Students write the time for each city using "in the morning/afternoon/at night." To help students with the number of hours' difference between the cities, look at the clocks and ask questions, e.g., *It's 11:15 in London. What time is it in Paris? (12:15) So how many hours ahead is Paris? (1 hour) If it's 8:00 in London, what time is it in Paris? (9:00).*

NY	London	Paris	Tokyo	Sydney
- 5	0	+ 1	+ 9	+ 11

Choose different cities. Now students complete exercise 2.

- Key: 2)** 2 London: It's a quarter after eleven in the morning.  
 3 Paris: It's a quarter after twelve in the afternoon.  
 4 Tokyo: It's a quarter after eight at night. 5 Sydney: It's a quarter after ten at night. **3)** 1 It's a quarter after four in Paris. 2 It's ten after eight in London. 3 It's a quarter to eleven in Sydney. 4 It's Thursday in London!
- **Optional follow-up activity:** Play *Pelmanism*. Give each student four equally-sized pieces of thin cardboard. On two of the cards they draw a clock face with a time on it. On the other two they write the corresponding time for each clock in words. Check that the faces and times match for each pair of cards. Working in groups of four, students

place their "clock" cards face down on one side of the table and the "words" cards face down on the other. The first student picks up a "clock face" card and says the time. If he/she is wrong, the card is replaced and the next student takes a turn. If he/she is correct, he/she can pick up a "words" card. If the two cards match, he/she keeps them. If not, he/she returns them to the table and the next student takes a turn. The student with the most pairs of cards at the end is the winner.

## Extension worksheet 2

- Students read the TV Guide and write a word from the box for each channel. Then students read the guide a second time to help them circle the right answers to the questions.
- Key: 1)** Channel 2 – comedy, Channel 3 – series, Channel 4 – cartoon, Channel 5 – quiz. **2)** 2 a, 3 c, 4 b, 5 a.
- **Optional follow-up activity:** Students discuss which shows from the TV guide they would like to watch and why.

## Song worksheet

- Students listen to and read the song and underline all the show words. Then they draw happy and sad faces in the circles next to the shows that the singer does/doesn't like. If necessary, help them with phrases like: *They're not for me / They're not my thing.*
- Key:** Happy faces – documentary, cartoon, sports, action movies. Sad faces – TV, the news and weather, TV.
- **Optional follow-up activity:** Students personalize the song by replacing the underlined words with other shows.

## Topic worksheet

- Students discuss a TV series that they know and like, and who is involved in making it. Students read the text and match the jobs with the roles. Check their answers and help with any pronunciation difficulties.
- Key: 2)** 2 h, 3 b, 4 c, 5 e, 6 g, 7 f, 8 a.
- **Optional follow-up activity:** Review superlatives (e.g., *the biggest, the most beautiful*). Then ask students to discuss that movie-making job is the most interesting/important/difficult/fun. Students discuss which one they would like to do and why.



Unit  
**1**



# Reinforcement worksheet 1

Find six differences between Channel TV1 and TV2.  
 Write your answers.

CHANNEL TV1	
1:00	The News
1:45	Crazy Cat cartoons
2:15	School Friends <i>Episode 5</i>
2:45	Golf
3:00	The Rosetta Stone
3:50	What do you know? (quiz show)

CHANNEL TV2	
1:30	The News
1:45	Cool Cat cartoons
2:15	School Friends <i>Episode 3</i>
2:45	Soccer
3:15	The Rosetta Stone
3:50	The Weather

- On TV1 the news is on at one o'clock. On TV2 the news is on at half past one.
- On TV1 Crazy Cat cartoons is on at a quarter to two. On TV2  
is on at
- 
- 
- 
-

Unit  
**1**



# Reinforcement worksheet 2

**1 Complete the sentences and cross out the words on the TV.**

- 1 The news..... tells us what is happening in the world.
- 2 TV1 and TV2 are the names of two c..... .
- 3 A TV competition where people answer questions is called a q..... show.
- 4 We can watch soccer on a s..... show.
- 5 Many cartoon characters are not people. They are a..... .
- 6 A story that you watch each week is called a s..... .
- 7 Some documentaries are not b..... . They are interesting.
- 8 This show tells us if it is raining or snowing. It is called the w..... .
- 9 You have to t..... the TV when you want to watch it.
- 10 The parts of a series that you watch each week are called e..... .

channels	cameraman	screen	boring
quiz	action movie	sports	episodes
music video	weather	animals	series
funny	<del>news</del>	cartoon	turn on

**2 Which four crossed out words form a line? Use the first letters to complete what Maria is saying.**

Shows about dinosaurs are the ..... !

