


Unit

1

Reinforcement worksheet 1



Find and write.

Example

a	k	n	e	m	h	e	i	g
r	f	j	p	e	q	k	d	l
g	l	d	f	b	a	q	j	s
h	o	e	s	i	w	p	m	e

The letters are r o n b w . The hidden color is b r o w n .

Now it's your turn.

d	l	h	f	g	e	m	p	o
r	s	n	o	k	q	i	s	t
a	g	e	h	m	j	d	n	b
q	j	c	i	p	f	t	r	g


The letters are _ _ _ _ _ . The hidden color is _ _ _ _ _ .

Now choose another color and prepare a puzzle for your friend.

Choose from: gray red white blue pink orange

Unit
1

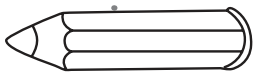
Reinforcement worksheet 2



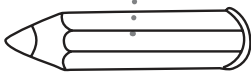
Match, color, and write.

gray green red white yellow blue

brown black pink orange purple



1



2



3

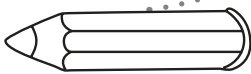


4



5

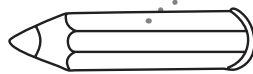
g r a y




6




7




8



9



10



11



Extension worksheet 1



Think and write.

12 t w e l v e 15 _____ 19 _____

r <u>e</u> d	purpl _____	fi _____ teen
_____ leven	yel _____ ow	_____ hirteen
blu _____	se _____ enteen	gr _____ y
_____ en	nine _____ een	pi _____ k
gree _____	s _____ xteen	_____ ourteen
e _____ ghteen	orang _____	_____ hite
brow _____	tw _____ lve	twe _____ t y

Colors	Numbers
<ul style="list-style-type: none">• red•••••••••	<ul style="list-style-type: none">••••••••••

Unit
1

Extension worksheet 2



Read and match.


Let's play a game.
What's this color?
B-l-u-e.

☐

Three. I only have
three pencils!

☐

Are pencils
your favorite
food, Trevor?

☐

I know. That's
four. Here are four
pencils! My turn.

☐

a, b, c, d, e, f, g ...

1

☐

No, Trevor. It's purple.
Your hair's purple.

☐

Unit 1

Song worksheet



Listen and match. Sing.

a b c d

e f g


h i j k

l m n o p

q r s

t u v

w x y z





Teacher's notes

Reinforcement worksheet 1

- Students look at the picture and spell the word in order to complete each sentence. They then answer the questions. They will need to count the number of objects in the classroom to give an accurate answer.

Key: 1 desk, 2 bookcase, 3 board, 4 ruler, 5 cupboard, 6 teacher.

- Optional follow-up activity:** Students turn over their worksheets and write questions about different classroom objects. Students then swap worksheets and answer the questions.

Reinforcement worksheet 2

- Students use the pictures to help them follow the letter trail in the word maze from *in* to *out*. Students then write the words below the pictures.

Key: 1 cupboard, 2 teacher, 3 desk, 4 bookcase, 5 ruler, 6 board.

- Optional follow-up activity:** Students work in pairs, A and B. Student A spells aloud one of the words from the worksheet. Student B says the word. Students exchange roles.

Extension worksheet 1

- The code gives the color of each book. Words with an initial letter *b* are colored gray, those with an initial letter *c*, blue, etc. Students look at the picture on each book, write the name of the object under the correct heading, and color in the book.

Key: 1 book, 2 board, 3 bookcase, 4 bag, 5 cupboard, 6 computer, 7 desk, 8 pencil, 9 pen, 10 table, 11 teacher, 12 ruler, 13 eraser.

- Optional follow-up activity:** Students write as many words as possible (from any lexical set) beginning with the initial letters used in the exercise. They then compare their lists by taking turns reading them.

Extension worksheet 2

- This can be done as a listening exercise (Track 4) or a reading exercise. Students match the scenes from the story with the missing text.

Key: 5, 4, 2, 6, 1, 3.

- Optional follow-up activity:** Students work in pairs and play *Pelmanism*. They cut out the cards and join the two decks. Then they place the cards face down on the desk and turn over two cards at a time. If the cards show a scene and the missing text, they form a pair. When a student finds a pair, he/she reads the text and then takes another turn. When the cards do not form a pair, he/she puts the cards face down on the desk once more. The winner is the student with the most pairs at the end of the game.


Song worksheet

- Students cut out the cards and place them in a row under the classroom scene. You may wish to ask students to fold the page so that the lyrics are hidden. Students listen to the song (Track 5) and place the objects in the correct position.
- Optional follow-up activity:** Students work in pairs, A and B. Student A says a sentence, e.g., *The teacher is on the bookcase*. Student B places the card accordingly. Students exchange roles.

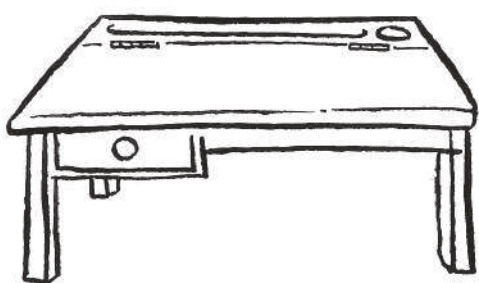
Unit

2


Reinforcement worksheet 1



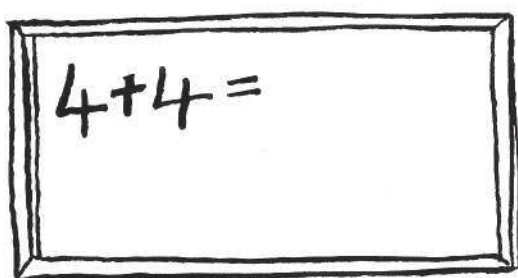
Look, write, and answer.



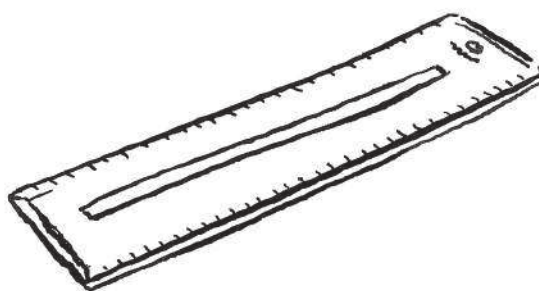
- 1 How many d e s k s are there in your classroom?




- 2 How many _____ s are there in your classroom?



- 3 How many _____ s are there in your classroom?



- 4 How many _____ s are there in your classroom?



- 5 How many _____ s are there in your classroom?




- 6 How many _____ s are there in your classroom?

Unit


2

Reinforcement worksheet 2



Look, follow, and write.

1




2



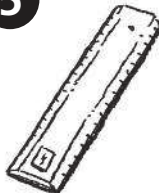
3



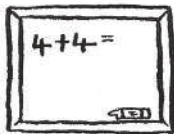
4



5



6



cupboard

In →	c	u	b	p	i	o	v	r	w	i	e	a
	a	p	d	t	e	a	c	s	q	t	f	z
	t	b	r	m	d	c	u	k	d	x	o	r
	v	o	a	j	e	h	s	b	s	w	k	d
	w	g	c	d	r	g	f	y	p	o	i	h
	d	z	v	e	u	t	m	e	r	b	v	g
	l	t	k	s	z	v	p	l	q	o	a	r
	b	h	b	o	i	e	r	u	v	x	q	d
	x	m	y	o	n	s	k	w	i	h	u	f
	e	q	u	k	c	a	x	g	o	l	j	t


→ Out

Unit
2

Extension worksheet 1



Look, write, and color.



b = gray

c = blue

d = green

1 b o o k

5 c _ _ _ _ _

7 d _ _ _

2 b _ _ _ _

6 c _ _ _ _ _

3 b _ _ _ _ _

4 b _ _

p = yellow

t = purple

r = red

e = brown

8 p _ _ _ _

10 t _ _ _ _

12 r _ _ _ _

13 e _ _ _ _

9 p _ _

11 t _ _ _ _ _

Unit
2

Extension worksheet 2



Match and play.

	<p>Now, how many pencils are there?</p> <p>There are 9, 10, 11 pencils.</p>	<input type="checkbox"/>
	<p>Now there's an eraser in the backpack, Marie.</p> <p>Good! Thank you, Monty.</p>	<input type="checkbox"/>
	<p>Hmm. Is there a ruler?</p> <p>Yes, there is. It's a "Maskman" ruler.</p>	<input type="checkbox"/>
	<p>11 pencils! Where's the pencil? Trevor!</p> <p>Sorry. Here you are. Pencils are my favorite food.</p>	<input type="checkbox"/>
	<p>OK, everybody. This backpack is for school. Let's look.</p> <p>OK, Marie!</p>	<input type="checkbox"/>
	<p>Look, Marie. Here's an eraser.</p> <p>Good! Can you put it in the backpack, please, Monty?</p>	<input type="checkbox"/>