

1 Going outside

What learners will practise and reinforce


The activities in this Skills Builder unit give learners further practice in the following topics in the Learner’s Book and Activity Book:

Topic	In this topic, learners will:
1.1 Different places to live	collect evidence and present it in a Venn diagram
1.2 Can we care for our environment?	consider why we should look after the environment
1.3 Our weather	practise using weather vocabulary
1.4 Extreme weather	see Challenge, Section 1.4

Help your learner

In this unit, learners will practise making comparisons (Sections 1.1, 1.2 and 1.3), identifying patterns (Section 1.1), using simple information sources (Sections 1.1 and 1.3) and making and recording observations (Sections 1.1 and 1.3). To help them:

- 1 In Section 1.2, encourage learners to use first-hand experience to talk about environments they have visited that were not well looked after. Ask them to say how the damage to the environment made them feel.
- 2 In Section 1.3, learners could make regular observations of the weather. They could make weather cards to display on a poster to show what the weather is doing each day.





Help learners to practise using the animal names in Section 1.1 and the weather words in Section 1.3. Learners who find these easy to learn could be challenged to learn more weather words and animal names.

1.1 Different places to live

different, environment,
Venn diagram

Sorting animals

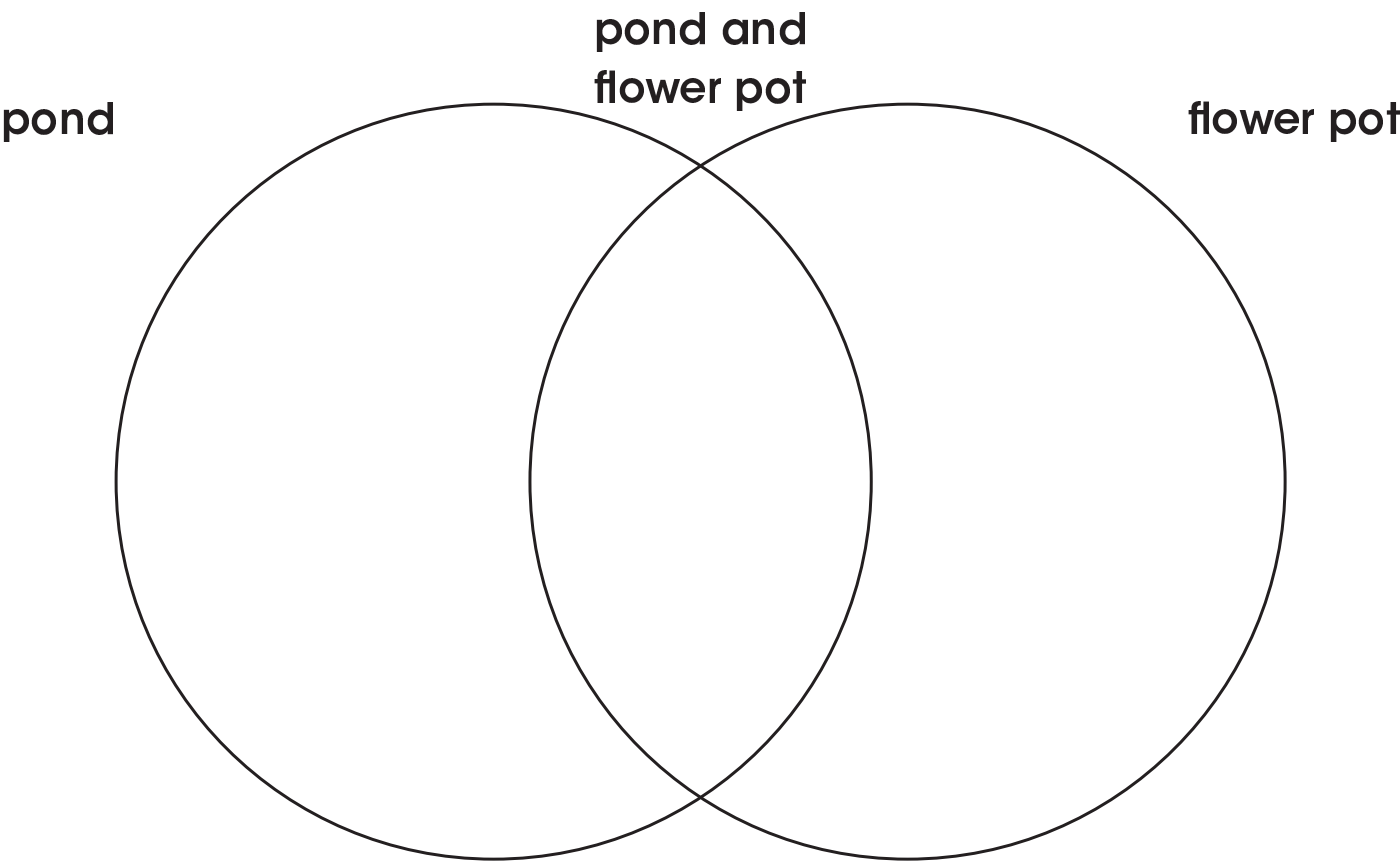
1 Look at the animals in these two different environments.






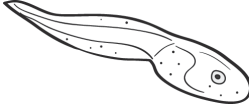

2 Draw the animals in the right place in the Venn diagram.

Remember:

Animals that live in both environments go in the middle of the Venn diagram.



3 Use the key below to help you label each animal.

				
snail	spider	worm	tadpole	fish

4 Think about it!

Why can't a fish live in a flower pot?



CHECK YOUR LEARNING

- ☐ I can compare different environments.
- ☐ I can use a Venn diagram to sort things.

1.2 Can we care for our environment?

litter

A better environment

Sometimes people do not look after the environment.

1 Cross out the litter and the damage to this environment.



2 Think about it!

Why is litter bad for animals?

Now look at the environment. People are looking after it.

3 Colour in the picture.



CHECK YOUR LEARNING







☐ I know different ways to look after the environment.

1.3 Our weather







temperature, hot, warm, cold, sunny, rain, cloudy, snow, wind, storm

What is the weather?

- 1 Look at the table below. What is the weather in each picture?
- 2 What is the temperature? Hot, warm or cold?

	Weather	Temperature
	snow	cold
		
		
		
		
		

LOOK AND LEARN

 sunny	 rain
 cloudy	 snow
 wind	 storm

CHECK YOUR LEARNING

☐ I can say what the weather is like.