

Make it!

STUDENT'S BOOK & WORKBOOK

with eBook, Virtual Classroom and Online Expansion




Audrey Cowan with Clare Kennedy and Chiara Soldi



Contents




	Vocabulary	Grammar	Functions
Unit 1 I love watching cartoons! p. 6	Films Vocabulary strategies: Creating a word cloud p. 16	A <i>Present simple e present continuous</i> B <i>Like / enjoy / love / hate + forma -ing</i> C <i>Avverbi di modo</i>	Buying cinema tickets 
Pronunciation: The sounds /ŋ/ and /n/ p. 11 Workbook p. 18			
Unit 2 Have you got any eggs? p. 26 	Food and drink Vocabulary strategies: Creating realia p. 36	A <i>Sostantivi numerabili e non numerabili</i> B <i>Some / any</i> C <i>A lot of / much / many</i> D <i>How many ... ? / How much ... ?</i> E <i>A few / a little</i>	Ordering food in a café
Pronunciation: The sounds /ʌ/ and /ɒ/ p. 32 Grammar maps (1-2) pp. 37-38 Workbook p. 40			
Unit 3 His hair was black p. 50	Appearance Vocabulary strategies: Creating smart flash cards p. 60	A <i>Past simple di be – Forma affermativa</i> B <i>Past simple di be – Forma negativa</i> C <i>Past simple di be – Forma interrogativa e risposte brevi</i> D <i>Parole interrogative con was / were</i> E <i>Past simple di have – Forma affermativa</i>	Describing people 
Pronunciation: Was: weak and strong forms p. 55 Workbook p. 62			
Unit 4 He felt relaxed p. 70 	Feelings and emotions Vocabulary strategies: Using a bilingual dictionary p. 80	A <i>Past simple dei verbi regolari – Forma affermativa</i> B <i>Espressioni di tempo al passato</i> C <i>Past simple dei verbi regolari – Regole ortografiche</i> D <i>Past simple dei verbi irregolari – Forma affermativa</i>	Apologising and making excuses
Pronunciation: The sounds /t/, /d/ and /ɪd/ p. 76 Grammar maps (3-4) pp. 81-82 Workbook p. 84			

Contents

Skills and culture	Cambridge KEY	Esame di Stato	Culture
<p>Doctor Who?</p> <p>Reading: Understanding a text about <i>Doctor Who</i></p> <p>Listening: Understanding a discussion about TV programmes</p> <p>Speaking: Asking / answering questions about TV programmes</p> <p>Writing: Writing a short text about TV programmes</p> <p>Study tip: Linkers <i>and, but, because</i></p>	<p>Key exam strategies: Listening part 1 p. 17</p> <p>Key exam strategies: Speaking part 1 p. 25</p>	<p>A Esame di Stato: CLIL Science p. 188</p>	<p>A Culture: A trip to Hollywood p. 196</p>
<p>Scary food!</p> <p>Reading: Understanding a text about strange types of food</p> <p>Study tip: Predicting the topic of a reading text</p> <p>Listening: Understanding a description of a national dish</p> <p>Speaking: Asking / answering questions about a recipe</p> <p>Writing: Writing a text about a recipe</p>	<p>Key exam strategies: Reading and writing part 1 p. 39</p> <p>Key exam strategies: Reading and writing part 2 p. 47</p>		
<p>Our favourite stars, then and now!</p> <p>Reading: Understanding a text about stars' appearance</p> <p>Listening: Understanding a description of favourite stars</p> <p>Study tip: Matching specific information to photos</p> <p>Speaking: Describing favourite stars</p> <p>Writing: Writing a description of favourite stars</p>	<p>Key exam strategies: Listening part 2 p. 61</p> <p>Key exam strategies: Reading and writing part 3 (1) p. 69</p>	<p>B Esame di Stato: CLIL History p. 190</p>	<p>B Culture: The USA and the UK: Multicultural nations p. 198</p>
<p>Ask Annie</p> <p>Reading: Understanding a text about teenagers' problems</p> <p>Listening: Understanding a description of a problem</p> <p>Study tip: Listening for specific information</p> <p>Speaking: Asking / answering questions about a personal problem</p> <p>Writing: Writing a post about a personal problem</p>	<p>Key exam strategies: Reading and writing part 3 (2) p. 83</p> <p>Key exam strategies: Reading and writing part 4 p. 91</p>		 





Contents

	Vocabulary	Grammar	Functions
 Unit 5 Where did you stay? p. 94	Holiday places and activities Vocabulary strategies: Creating a flow diagram p. 104	A <i>Past simple</i> – Forma affermativa B <i>Past simple</i> – Forma interrogativa e risposte brevi C <i>Could / couldn't</i>	Making arrangements
Pronunciation: The silent <i>h</i> p. 98 Workbook p. 106			
Unit 6 I'm going to the museum p. 114	Places in town Vocabulary strategies: Using maps p. 124	A <i>Present continuous</i> con valore di futuro B Espressioni di tempo al futuro C <i>Present simple</i> con valore di futuro	Asking for and giving directions 
Pronunciation: The sounds /tʃ/ and /ʃ/ p. 115 Grammar maps (5-6) pp. 125-126 Workbook p. 128			
Unit 7 Did you go by plane? p. 138	Transport Vocabulary strategies: Using word families p. 148	A Comparativo di maggioranza – Aggettivi regolari B Comparativo di maggioranza – Aggettivi irregolari C <i>As ... as</i> D Superlativo di maggioranza – Aggettivi regolari E Superlativo di maggioranza – Aggettivi irregolari F <i>One / ones</i>	Agreeing and disagreeing
Pronunciation: The sound /i:/ p. 143 Workbook p. 150			
Unit 8 I never make my bed! p. 158	Housework Vocabulary strategies: Verb and noun collocations p. 168	A <i>Have to / don't have to</i> B <i>Have to</i> – Forma interrogativa e risposte brevi C <i>Had to</i> D <i>Must / mustn't</i> E <i>Mustn't / don't have to</i>	Talking on the phone 
Pronunciation: The sounds /ɪ/ and /i:/ p. 164 Grammar maps (7-8) pp. 169-170 Workbook p. 172			

Songs	p. 182
Grammar revision	p. 186
Esame di Stato	p. 188
Culture	p. 196
Festivals	St Patrick's day p. 204 Thanksgiving p. 205

Contents

Skills and culture	Cambridge KEY	Esame di Stato	Culture
<p>My glamping holiday</p> <p>Reading: Understanding a text about glamping</p> <p>Listening: Understanding a conversation about a summer camp</p> <p>Speaking: Asking / answering about an unusual holiday</p> <p>Writing: Writing a blog about a holiday</p> <p>Study tip: Writing a blog</p>	<p>Key exam strategies: Reading and writing part 5 p. 105</p> <p>Key exam strategies: Listening part 3 p. 113</p>	<p>C Esame di Stato: CLIL Art p. 192</p>	<p>C Culture: Three great American cities p. 200</p> 
<p>Going geocaching</p> <p>Reading: Understanding a description of geocaching</p> <p>Listening: Understanding an interview on planning a geocaching day</p> <p>Speaking: Planning a day out</p> <p>Writing: Writing a description of a geocaching day</p> <p>Study tip: Using linkers</p>	<p>Key exam strategies: Speaking part 2 p. 127</p> <p>Key exam strategies: Reading and writing part 6 p. 135</p>		
<p>Greener transport for London</p> <p>Reading: Understanding a text about green transport in London</p> <p>Listening: Understanding an interview about transport</p> <p>Speaking: Asking / answering questions about city transport</p> <p>Study tip: Understanding the aim of the task</p> <p>Writing: Writing a text about transport in a city</p>	<p>Key exam strategies: Reading and writing part 7 p. 149</p> <p>Key exam strategies: Reading and writing part 8 p. 157</p>	<p>D Esame di Stato: CLIL Technology p. 194</p> 	<p>D Culture: America coast to coast p. 202</p>
<p>The island</p> <p>Reading: Understanding an article about an English TV programme</p> <p>Listening: Understanding an interview about a TV programme</p> <p>Speaking: Asking / answering questions about an interview</p> <p>Study tip: Taking time to answer</p> <p>Writing: Writing five golden rules to survive on a desert island</p>	<p>Key exam strategies: Listening parts 4 and 5 p. 171</p> <p>Key exam strategies: Reading and writing part 9 p. 179</p>		

Word bank	p. 206
Wordlist	p. 215
UK map	p. 220
USA map	p. 221