

TEST 1

⌚ This test should not exceed 18 minutes.

Phase 1a

⌚ 4–5 minutes



Hello. My name is Jill.
What's your name?
Can you spell it for me?
(And what shall I call you?)
Where do you come from?

My name's Li Na.

My name's Deepak.



Thank you. Could I have your
marksheets and identification?
Thank you.



Tell me about your favourite food. What food do you enjoy eating?
Tell me about the people you speak to every day. Who do you
speak to every day?
Thank you.



TEST 1 PRACTICE

Test tips

- Make sure you know how to spell your name.
- Speak clearly so the examiner can hear you easily.
- In the second part, try to give as much information as you can.
- Use language you know well. Do not try to use language you are not sure about.

1. The examiner will ask you and the other candidate questions about your name and nationality. Look at the questions he or she will ask you.



2. Listen to the examiner asking each candidate:

- their name
- to spell their name
- where they come from.

Listen carefully to their answers. The examiner can also ask 'What shall I call you?' if they think you use another name, for example, an English name.



3. Now it's your turn. Listen and answer the examiner's questions using the same sentences you heard in the recording.

Useful language

My name's ... Please call me ... I come from ...



4. Next, the examiner will ask you and the other candidate questions about one or two different topics.

Listen to Deepak and Li Na. The examiner asks them about their favourite food and about the people they speak to every day.



5. Now practise with a partner. Ask your partner these questions.

A: *Tell me about your favourite food.*

Here are some ideas to help you:

- food from your country
- when you eat it
- who you eat it with

Useful language

I really like ... because ...

I eat it for *breakfast / lunch / dinner*.

I usually eat this food with ...

B: *Tell me about the people you speak to every day.*

Here are some ideas to help you:

- your friends and family
- people at work
- people you speak to in English

Useful language


Every day I speak to ...

At work I speak to ...

I *always / sometimes* speak English with ...

TEST 1

Phase 1b

 5 minutes



Now I'd like you to ask each other some questions.
Deepak, I'd like you to ask **Li Na** about a child she knows well.
Li Na, I'd like you to ask **Deepak** about the things he likes doing at quiet times.
Now think about the questions you want to ask. You have one and a half minutes.
You can write down your questions if you want to.
If you don't understand, please ask me.



Deepak, are you ready? Please ask **Li Na** your questions.
Thank you.

Li Na, are you ready? Please ask **Deepak** your questions.
Thank you.



TEST 1 PRACTICE

Test tips

- If you do not understand your partner’s question, say ‘I’m sorry I don’t understand’ or ‘Can you repeat that, please?’
- Try to ask your partner ‘information questions’. For example, use question words like *what*, *where* and *who*.
- Remember to use question words like *do* or *does*.
- Answer your partner’s questions clearly. Try not to give short answers like *Yes* or *No*.

1. Read the examiner’s questions and write down some questions you could ask.
Learner A: think of questions to ask Learner B about a child he/she knows.
Learner B: think of questions to ask Learner A about what he/she does in quiet times.
Here are some ideas to help you.

Example questions

Learner A

How do you know this child?
Has he/she got *brown / black / blonde* hair?
Is he/she a *happy / clever* child?
What is he/she good at?

Learner B

What do you like doing at quiet times?
Where do you do this?
Do you like listening to music?
Do you always do this alone or with other people?



05



2. Listen to Deepak and Li Na asking each other questions about their topics. Listen carefully to the questions they use.
3. Now practise asking questions and giving answers with your partner.
Try to use questions with *what*, *when*, *who* and *where*.
- Learner A, I'd like you to ask Learner B about a child he/she knows well.*
Learner B, I'd like you to ask Learner A about the things he/she likes doing at quiet times.

Here are some ideas to help you:

A CHILD YOU KNOW WELL

- *family / friend / neighbour?*
- *age*
- *What does he/she like doing?*
- *Where ... live?*
- *hair, eyes*

Useful language

He's/She's my ...
He's/She's got ...
He/She *likes / doesn't like* ...
He's/She's *very / quite / a little bit* ...

QUIET TIMES

- *books, TV programmes, films*
- *writing to friends and family*
- *cooking*
- *music you enjoy*
- *using the computer*

Useful language


I really *like / enjoy* ...
I like doing this because ...
I prefer doing this in the *morning / afternoon / evening* because ...
I always do this alone because ...
I sometimes do this with other people because ...



4. When you finish, change topics with your partner and do the activity again.

TEST 1

Phase 2a

 4 minutes



In this part of the test, you are going to listen to two recordings and answer some questions. You can make notes if you want to.

You hear two people talking about college classes. Who is talking? A student, a parent, or a teacher?

Listen to the information.

Deepak, in the first recording, who is talking? A student, a parent, or a teacher?

Li Na, in the second recording, who is talking? A student, a parent, or a teacher?

Thank you.



Now listen again, and answer these questions.

Li Na, in the first recording, what does Mrs Black teach? And how long is the course?

Deepak, in the second recording, what does Mr Chang teach? And what number is the classroom?

Thank you.



TEST 1 PRACTICE

Test tips

- If you do not understand the questions, ask the examiner to repeat them. Say, 'Can you repeat that, please?'
- You can write the important words or even write the question in your own language. The examiner will not look at your notes. They are not part of the exam.
- Do not try to understand every word. Listen for the important words to get the meaning. These words are nouns, verbs, adjectives and adverbs.
- You do not need to answer the questions in sentences. You can answer with one or two words.



1. You can practise this part of the test with a partner or alone.
If you do not have a partner, answer *all* the questions.

In the test, the examiner will show you some pictures. Look at the pictures on page 24.
Then listen to the recording and answer the examiner's questions.




2. You can practise this part of the test with a partner or alone.
If you do not have a partner, answer *all* the questions.
Listen to the two recordings again and answer the examiner's questions.



3. Now listen to Li Na and Deepak doing this part of the test and check your answers.

TEST 1

Phase 2b

 3–4 minutes



Now you're going to talk together about learning new things.
Talk to each other about things you enjoy learning about.



Thank you. That is the end of the test.



TEST 1 PRACTICE

Test tips

- Remember you must give your partner time to talk too. You can ask your partner 'How/What about you?' or 'What do you think?'
- Listen to your partner and reply to what they say. Don't think about what to say next when they are talking.
- Sometimes, people talk very quickly when they are nervous in an exam. If you do this, try to slow down. Pause between sentences to help your partner understand you.
- If you do not know a word, try to describe it.



1. Listen to Deepak and Li Na doing this part of the test. Listen to the way each person helps the other person to speak as much as possible.



2. Now practise talking with a partner about the same topic. Try to talk for three to four minutes.

Think about:

LEARNING NEW THINGS

- *other things you are learning now*
- *How important is it to learn new things?*
- *your teachers*
- *How do you like to learn?*
- *Are you a good learner?*
- *What do you want to learn in the future?*
- *favourite subjects at school*
- *learning English*

Useful language

Why do you like learning new things?
Are you learning something at the moment?
What was the last thing you learned?
What do you want to learn in the future?

I like / enjoy / love learning new things because ...
Learning new things is difficult, but ...
The last new thing I learned was ...
The next thing I want to learn is ...

TEST 2

⌚ This test should not exceed 18 minutes.

Phase 1a

⌚ 4–5 minutes



Hello. My name is David.
What's your name?
Can you spell it for me?
(And what shall I call you?)
Where do you come from?

Thank you. Could I have your
marksheets and identification?
Thank you.

My name's **Esther**.

My name's **Daniel**.



Tell me about your favourite food. What food do you enjoy eating?
Tell me about the people you speak to every day. Who do you
speak to every day?
Thank you.



TEST 2 PRACTICE

Test tips

- When you are *speaking*, remember to say *I'm*, not *I am* and *I don't*, not *I do not*.
- You don't need to speak perfect English. The important thing is that people can understand you.
- Answer the questions about the topic the examiner gives you. Do not start talking about other things.
- Do not move around in the exam. This can make it difficult for your partner. Hold a pen or pencil to give your hands something to do.

1. The examiner will ask you and the other candidate questions about your name and nationality. Look at the questions he or she will ask you.



2. Listen to the examiner asking each candidate:

- their name
- to spell their name
- where they come from.

Listen carefully to their answers. The examiner can also ask 'What shall I call you?' if they think you use another name, for example, an English name.



3. Now it's your turn. Listen and answer the examiner's questions using the same sentences you heard in the recording.

Useful language

My name's ... Please call me ... I come from ...



4. Next, the examiner will ask you and the other candidate questions about one or two different topics.

Listen to Esther and Daniel. The examiner asks them about their favourite food and about the people they speak to every day.



5. Now practise with a partner. Ask your partner these questions.

A: Tell me about your favourite food.

Here are some ideas to help you:

- food you eat every day
- when you eat it
- English food

Useful language

We eat lots of ...

I eat it for *breakfast* / *lunch* / *dinner*.

We make it with ...

I usually eat this food with ...

B: Tell me about the people you speak to every day.

Here are some ideas to help you:

- people in your family
- people at work
- people in your English classes

Useful language

Every day I speak to ...

At work I speak to ...

I *always* / *sometimes* speak English with ...

Sometimes I phone my ...