



Excerpt  
[More Information](#)

# Welcome back!



Excerpt  
[More Information](#)



Excerpt  
[More Information](#)

# 1 Hello!

 Listen to the song.



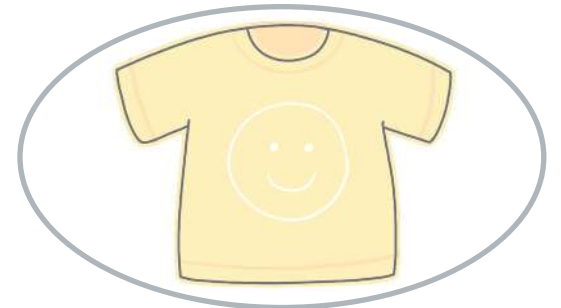
Excerpt  
[More Information](#)

 **Listen.**  **Point.**  **Colour.**



Language review: Hello. I'm (Kim / Dan / Pop / Pippa). I'm a (girl / boy / rabbit). I like (trains). I've got a (green) (train).

 Listen.  Match.  Stick.  Say.





6 Listen. Trace. Match. Say.

Tracing practice for letters a, e, i, o, u. Each letter is shown with a dashed outline and a solid outline. Arrows indicate the starting point and direction of the stroke. A vertical line connects the starting dot of the letter 'a' to a dot above the first image of an apple.





**7** Listen. **The colourful chameleon**



Excerpt  
[More Information](#)

Values








Excerpt  
[More Information](#)

8 Listen. Point. Circle.



Excerpt  
[More Information](#)

 **Listen.**  **Colour.**  **Sing.**



Language practice: Colour it (purple / orange / grey / black / white).

1

13