



1

Nouns I




Get set

Look at these pictures. What are they? Say their names.



vegetables



Let us read

Read the story. Pay attention to the **words in italics**.



Kartik was reading a *book* in *bed*.



He heard his *dog* barking from outside.



He looked through the *window*.



He saw a *woman* and a *child* at the *gate*.

words in italics: words written like this: *boy, girl, tiger, lion*



It was *Aunt Bansal* and *Mishika*.

Aunt Bansal had a *basket*. It was full of *lemons*.

The words in italics are names of people, places, animals, fruits and things. All naming words are called **nouns**.

Let us practise

A. Match the pictures with their names.



toothbrush policeman doctor policeman crow orange

market cow bus stop tomato mirror



B. In each row of words, one is not a noun. Find it and circle it.

spider	web	clean	wall
road	bus	driver	fast
phone	speak	battery	cover
boil	vegetable	skin	seed
dog	eat	bone	tail
shop	money	fruit	buy

C. Look at the things in the picture. Name each of them. Write their names in the boxes.

1. box

2. _____

3. _____

4. _____

5. _____

6. _____

7. _____

8. _____

9. _____

Let us listen

Listen to your teacher. He/She will say a few words. If you hear a noun, raise your thumb up (👍). If it is not a noun, show your thumb down (👎). A few examples are given below.

hair 👍 sky 👍 sad 👎 eye 👍
 doll 👍 wash 👎 drink 👎 soap 👍

Let us speak


A. Each picture has two objects. Say their names aloud. Then write them.



1. fork and knife



2. _____



3. _____



4. _____




5. _____




6. _____



7. _____



8. _____



9. _____

B. Look at each picture given below. Say a name for each.

1.



Esha

a friend

2.



a place

3.



a fruit

4.



a vegetable

5.



a tree

6.



a flower

7.



food

8.



an object

9.



an animal

Let us write

A. Look at the things in the picture. Write their names in the boxes. Choose the right word from the list below.

- a sock a cat a bed a ball
 a clock a book a bat a window

1. a bed

2. _____

3. _____

4. _____











5. _____

6. _____

7. _____

8. _____

B. Use the picture clues and write the missing nouns.

Manish was sitting on a  _____. He was talking on the  _____. Then he saw a  _____ standing on the  _____. He was looking at the top of a  _____. A  _____ was sitting on the tree. It had a  _____ in its  _____. The man picked up a  _____ and threw it up in the sky. The monkey threw the  _____ at the man.

Activity

Make a list of nouns that you saw today. Say the names of the following:

- people you saw
- animals you saw
- fruits or vegetables you saw
- things you saw on the road or anywhere else
- things you saw inside your school bus or pickup van



I can recognise, understand and do the activities on nouns.



recognise: identify