

Welcome to

Kid's Box

New Generation



Kid's Box New Generation is a new and enhanced edition of the trusted course that has inspired thousands of teachers and a whole generation of students all over the world to teach and learn English.

Kid's Box New Generation represents the ideal combination of contemporary, research-backed methodology with learner-friendly content. Our course characters will take your students on an English-language learning journey, with lessons on values, such as being kind and recycling, and CLIL lessons about math, science, social studies, technology, geography, sports, literature, and art, all the while developing the language they need to succeed in the Cambridge English Qualifications for young learners.

Kid's Box New Generation takes a blended approach to learning English and includes a wide variety of print and digital components:

- The **Student's Book with eBook** features all the Class Videos and embedded Class Audio.
- The **Workbook with Digital Pack** includes Practice Extra, our suite of online practice activities, as well as the Class Audio and a downloadable Learner Resource Bank.
- The **Teacher's Book with Digital Pack** includes a host of resources, such as Presentation Plus, Test Generator, and an extensive Teacher Resource Bank.

The digital components are delivered through our new-generation learning environment, Cambridge One.



Hi! We're Sally, Scott, Eva, and Robert. We'll take your students on a learning journey!



I'm Lock. Your students will practice sounds and spelling with me!



The Kid's Box World sections will help your students with math, science, social studies, technology, geography, sports, literature, and art!



We're Lock and Key. Through our stories, your students will have fun and learn.

We asked teachers from around the world to tell us what they like about *Kid's Box*, as well as what they would like to see in *Kid's Box New Generation*.

Course characters and design

“From the start, students seem to identify with the characters and the topics.”

So, Sally, Scott, Suzy, and their family and friends are back again to continue inspiring learners. Although the same course characters are back, the artwork and page design have been completely updated.

Resources

“What I would highlight most about *Kid's Box* is the quality of the material that complements the book: the audio, flashcards, and Workbook.”

There are now even more resources available. See pages IO and II of this introduction for a full overview of the course components.

Language focus

“The grammar topics are exactly what we want to teach our students.”

The language focus of each lesson is clearly indicated both in the Teacher's Book, as it was previously, and now at the bottom of each page in the Student's Book.

Enhanced Teacher's Book

From the outset, our aim has been to provide even more support to teachers through the new and enhanced Teacher's Book. This ranges from how to structure a lesson to different ways of providing extra support and challenges to students. Each page clearly specifies the objectives, target language, and materials needed. Digital Classroom components and Extra Resources for each lesson are indicated at the end of each page.

Audio and video

“The large number of audio recordings that the book offers seems to me a very useful resource that multiplies the percentage of what learners will absorb.”

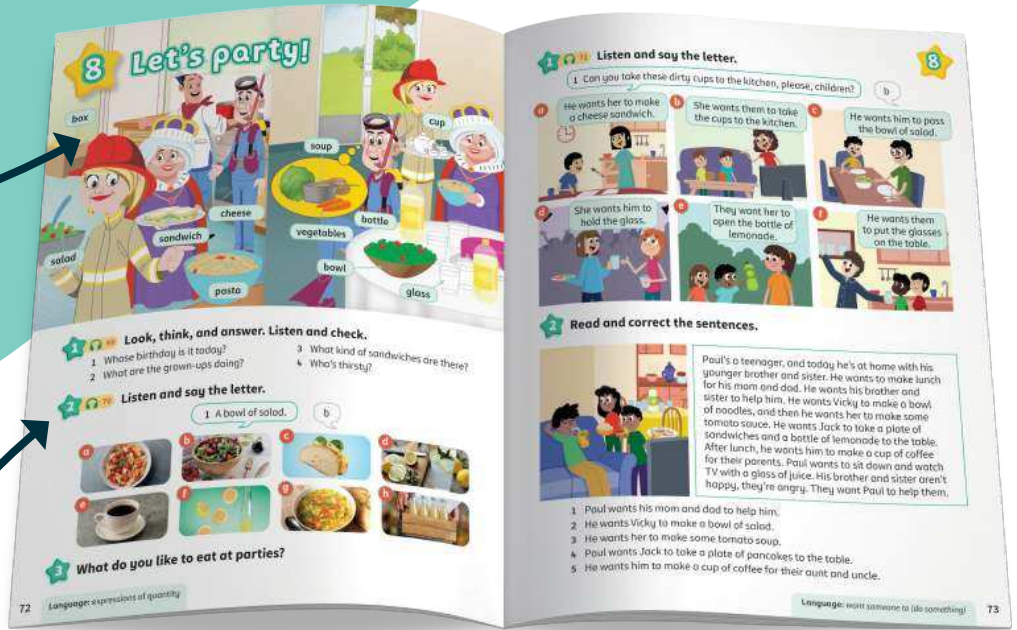
Kid's Box New Generation continues to offer a lot of audio material, as well as even more video content, including videos for all *Sounds and spelling* and CLIL pages. We have also recreated the story and song animations in a contemporary style.



Unit walkthrough

Presentation

Introduces the unit topic and the key vocabulary through the Star family and friends.

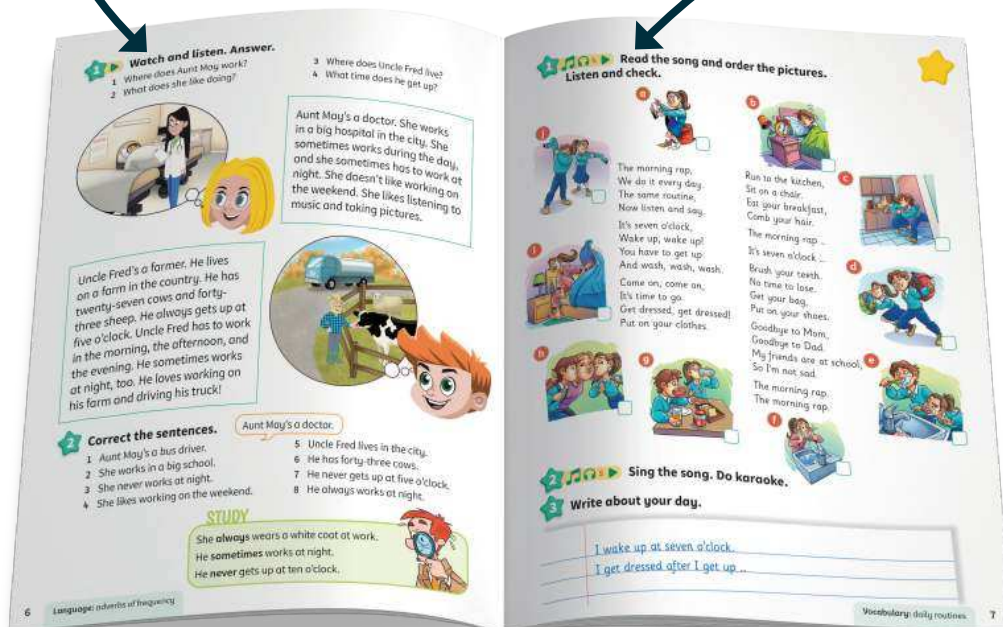


Key language

Presented in a fun and engaging way.

Videos

A wide variety of content presents and reviews key vocabulary and language. This page includes an introductory video of some Star family members.



Songs

Practice and extend the unit vocabulary and language. Song animations and karaoke versions are available in Presentation Plus and Practice Extra on Cambridge One.

Sounds and spelling

Students practice pronunciation and spelling with Lock in a step-by-step video lesson.

Kid's Box World

Learn about math, art, science, geography, social studies, and sports with new audio and video.

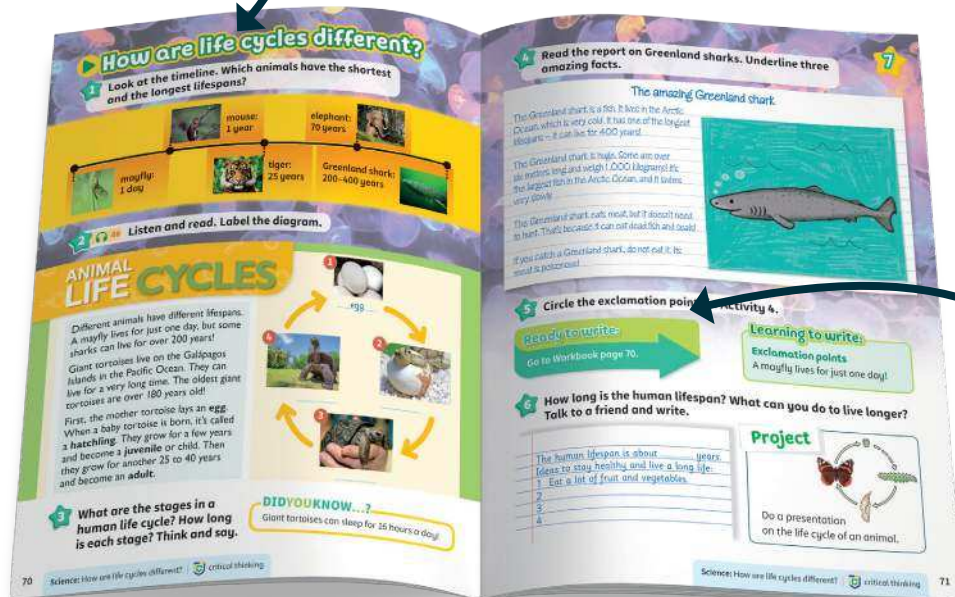


Story

New video animations recycle and reinforce the vocabulary and language from the unit.

Ready to write

Guides students through the writing process and helps them to write a variety of text types.



Review

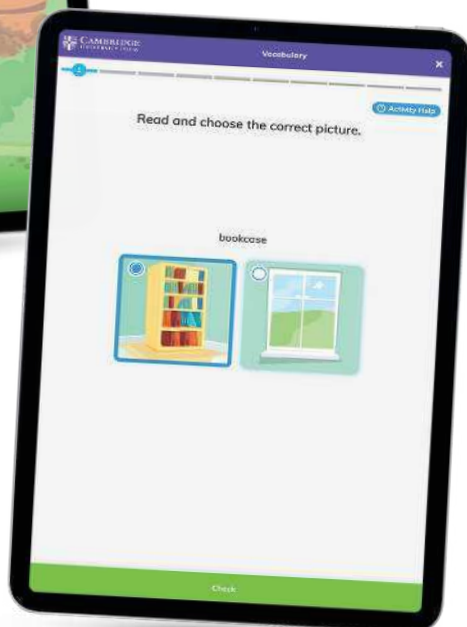
Review the language and vocabulary covered in the preceding two units through Cambridge exam-style questions and games.



Kid's Box New Generation for Learners

Student's Book with eBook

Learners can listen to all the audio and watch all the videos from the course in their eBook.



Workbook with Digital Pack

The Workbook practices the target language and vocabulary from the Student's Book, and includes games and puzzles to increase enjoyment of vocabulary practice.

Accessing the Digital Pack via the code inside the front cover, learners have a further chance to practice the language and exams skills online. Practice Extra includes a selection of activities and games designed to reinforce the language in each unit.



Kid's Box New Generation for Teachers

Teacher's Book with Digital Pack

The interleaved Teacher's Book makes your lesson planning and teaching experience as straightforward as possible. Lessons are structured logically and provide instructions for warmers, presentation, activities and class games, groupwork and pairwork, and ending lessons. You can find what's in the Digital Pack for each unit by looking at the end of each unit for links.

Digital Classroom	Extra Resources
<ul style="list-style-type: none"> Presentation Plus Unit 2 Audio 16-17 	<ul style="list-style-type: none"> Digital Flashcards Practice Extra Teacher Resources: Unit 2, Downloadable Workbook Teaching Notes Teacher Resources: Unit 2, Downloadable Workbook Audio Script WB56 and SB56 - Grammar reference 2 T100-100 - Consolidation activity: True or false T100 - Extension activity: Activity center posters

Presentation Plus

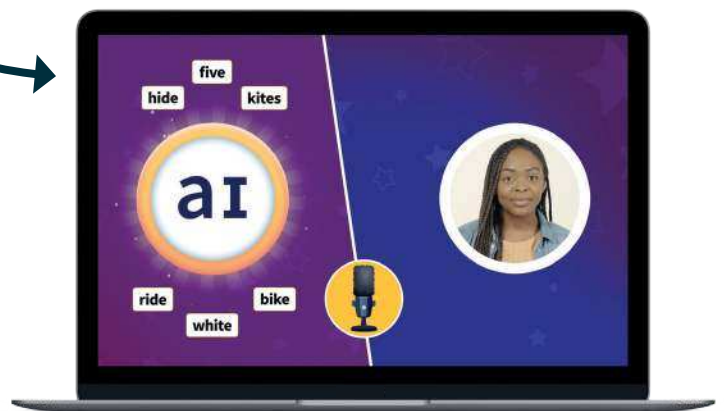
The software includes interactive activities from the Student's Books and Workbooks and all the course videos.

Teacher Resources

All the Audio, worksheets, and additional photocopiable activities are provided here to supplement your classes.

The Digital Pack includes:

- Presentation Plus
- Practice Extra
- Class Audio
- Class Video
- Digital Flashcards
- Teacher Resource Bank
- Test Generator



Flashcards and Posters

Flashcards are a fun way to help learners practice the unit vocabulary. See the Teacher's Book for suggestions on how to use them in class.

There are 8 colorful posters that focus on key language from the Student's Book, providing teachers with an eye-catching, engaging resource for language practice.

Cambridge

English Qualifications

Cambridge English Qualifications and Kid's Box New Generation

Cambridge English Qualifications

Cambridge English's three exams for young learners, Pre A1 Starters, A1 Movers, and A2 Flyers, are the first steps in a language learner's journey. Learners between the ages of six and 12 can take these exams to start learning English in a positive and practical way. The exams are fun, colorful, and activity-based, motivating children to learn. They help students develop the skills needed for everyday life and build their confidence step by step.

Each exam focuses on a level of the Common European Framework of Reference (CEFR), helping learners improve their speaking, writing, reading, and listening skills.

“95% of teachers and school leaders agree that preparing for Cambridge English Qualifications improves their learners' English.”

*The Cambridge English Qualifications School Survey**

Kid's Box New Generation

The *Kid's Box New Generation* syllabus is built around the Cambridge English exams for young learners, which means your students will be well-prepared for any exams they take. We break down exam preparation into small steps and make students aware of the progress they are making towards their end goal.

Student's Book

Each unit of the Student's Book prepares learners for their exam by practicing the vocabulary and language they see on the exam. The *Exam folder* at the back of the book, helps familiarize students with the level and task types on the exam. Warmer activities in the Teacher's Book help introduce the language learners need to know before each task.

Many Review activities are based on the Listening, Speaking, and Reading and Writing exam tasks.


Exam folder



*Cambridge English Qualifications Schools Survey asked teachers and school leaders about their views about the impact Cambridge English Qualifications have on learning and teaching. It received a total of 5,789 responses from 109 countries.

Workbook

In the Workbook, there is one task per unit that familiarizes students with the format of the exam tasks.



From the Teacher's Book

Teacher's Book

There are also useful Exam skills and Exam tips in the Teacher's Book. See page 14 of this introduction for more tips on preparing young learners for exams.

EXAM SKILLS

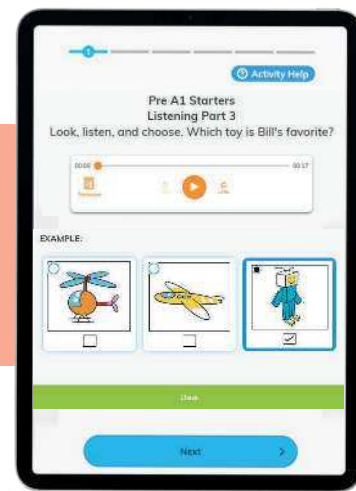
- Marking sentences with checkmarks and Xs to indicate whether sentences are true or false.
- Reading a sentence and looking at the corresponding picture carefully to check that they match.

EXAM TIPS

- Students' checkmarks and Xs must be clear.
- Students should run their finger to the side of each sentence to find the key word. They should then keep one finger on the key word and place another on the picture to check that they match up correctly.

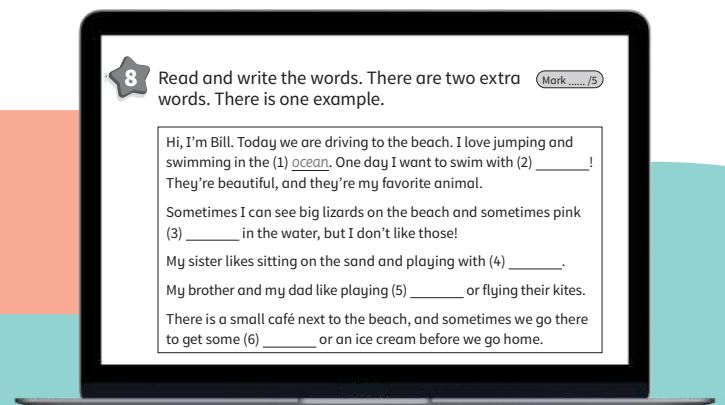
Practice Extra

Practice Extra features one exam preparation activity per unit. This allows students to practice target language and exam techniques while working on their own.



Test Generator

The Test Generator includes even more exam tasks as well as a full practice test at the end of level 4.



Preparing young learners for exams

Motivating and supporting learners as they approach exam day and on exam day itself are key to their success. Here is some practical advice to help you do this.

Look back and reflect

Allow time for students to look back on the exam tasks they have completed and the progress they are making. The *Exam folder* (on pages 88–95 of the *Kid's Box New Generation Student's Book*) provides a useful record of progress for learners to reference. See pages 12–13 of this introduction for more information on where exam-style activities can be found in the Student's Book, Workbook, Practice Extra, and Test Generator.

Practice exam tasks in class

Practicing exam tasks in class gives students a chance to show what they know and what they can do, as well as an opportunity to practice the exam strategies you have taught them. Doing a full mock exam also helps make students aware of the tasks they have to do and the time they have to complete the exam.

On exam day

In your last lesson before the exam, remind learners of anything they need to bring, and of the structure and length of the exam. Communicate with parents to share information and work with them to help relax and reassure learners. Make sure that everyone knows what time the exam will start and how long it will last! When students arrive, smile and do your best to put them at ease. Remind them that they have prepared well for the exam.

After the exam

Praise learners for completing the exam. Allow them time to reflect and share how they felt about the experience. Ask learners questions and encourage them to ask questions, too. Try to build up a positive attitude towards examination. This positive outlook is invaluable to learners' long-term academic success.



The Cambridge Life Competencies Framework



Kid's Box New Generation is aligned to the Cambridge Life Competencies Framework. The Framework outlines six key areas of competency that are important for both personal and educational development: creative thinking, critical thinking, learning to learn, communication, collaboration, and social responsibilities.

Developing these competencies not only helps students learn, but also communicate and collaborate in the classroom and the world outside.

Competencies combine knowledge, skill, and attitudes:

- **Knowledge** is what you need to know to do something well.
- **Skill** refers to the level of mastery or fluency when you apply a competency.
- **Attitudes** involve mindset and a willingness to develop and use competencies.

For more information on the Cambridge Life Competencies Framework, visit our dedicated webpage. The webpage features downloadable competency-specific and learning stage-specific booklets, which will help you introduce these skills to you learners.

CLIL and Values pages

The CLIL and Values pages that follow every second unit specifically develop the Cambridge Life Competencies. The competency being developed is flagged at the bottom of each page.

Through CLIL, students learn useful knowledge and skills for math, geography, art, science, social studies, literature, and sports, while engaging with topics critically and creatively. The projects on these pages encourage students to use and develop useful skills, such as planning and presenting.

The Values pages help students appreciate cultural diversity, respect differences, and develop human values. They also encourage students to understand the importance of respecting and protecting our natural environment.

Ready to write

These practical sections walk students through the stages of the writing process, from planning to review. The model texts from various genres give students a reference point to support them in structuring their writing.

