

STARTER


WELCOME!

VOCABULARY

Travel

1 Match the words in the box with the photos. Listen, check and repeat.

accommodation	<input type="checkbox"/>	backpacking	<input type="checkbox"/>
holiday resort	<input type="checkbox"/>	sightseeing	<input checked="" type="checkbox"/>
tourist attractions	<input type="checkbox"/>	trip	<input type="checkbox"/>



2 Complete the comments with the words in Exercise 1. Listen and check.

Where did you go on holiday this summer?

London. It's a great city for ¹ *sightseeing* because there are so many ² _____. My favourite was Big Ben.

To a ³ _____ in Greece. The ⁴ _____ was amazing – a beautiful hotel right next to the beach.

I went ⁵ _____ in Mexico this summer – just me, my bag, and a paper map. It was the best ⁶ _____ of my life.

LEARN TO LEARN

Personalising vocabulary
 Writing sentences helps you to remember words.

Use it!

3 Write true sentences about your holidays with the words in Exercise 1.

Music and theatre

4 Match the nouns in the box with the definitions. Listen, check and repeat.

audience lines part rehearsal scene show

- When people practise a play rehearsal
- live performance in a theatre _____
- the words actors say _____
- a character in a play _____
- the people who watch _____
- a part of a play _____

Use it!

5 Complete the questions with words in Exercise 4. Discuss the questions.


- Have you ever been in a show at school? What _____ did you play? How did you learn your _____? Did you have any _____ before the show?
- How is the _____ at the theatre and cinema different to at a concert?
- If you were in a film, would you like to appear all the way through the film, or be in one big, important _____?

Explore it!

Guess the correct answer.
 What films do these lines come from?
 a 'To infinity and beyond!'
 b 'Just keep swimming.'
 Write other famous lines from English films. Can your partner guess the film?

READING

An interview in a school magazine

-  **1** Look at the photo. What do you think the boy is doing? Read the interview and check your answer.

Now that we're back to school, everybody's talking about what they did in the summer. Some of you probably stayed in a holiday resort or went sightseeing with your family, and most of you probably spent time at the pool with friends. But not Joshua Wills. His summer was very different. Let's find out why.

Joshua, you didn't have a normal summer holiday this year, did you? What did you do?

No, I didn't. I took part in a theatre camp for teenagers. Our teachers were real actors from the theatre and TV. They taught us all about acting – you know, how to develop a character, how to project your voice and use your body. It was lots of fun.

Did you put on a show?

We put on a musical about a detective. I played the part of the detective's assistant. We had one rehearsal every day for a week, and then three performances. Lots of my friends and family came.

How did it go?

It was great, but on the first night, in the final scene, I forgot my lines. Everything was going really well and



then suddenly I couldn't remember anything! Everyone in the audience was looking at me, thinking, 'What's wrong? He's not speaking. He's not even moving!'

Were you panicking?

I wasn't panicking. I was just frozen! But in the end I remembered the lines and it was all OK.

Do you want to do more theatre?

Definitely! I don't want to stop. In fact, I'm writing a play. It's more difficult than I expected, but I'm really enjoying it. I want to put it on at school.

Are you looking for any actors?

Of course! Why? Do you want to join us?

Maybe! It sounds like fun!

2 Read the interview again and answer the questions.

- 1 Why was Joshua's summer holiday unusual?

- 2 What did the theatre camp participants learn?

- 3 How often did the group practise their play?

- 4 What problem did Joshua have?

- 5 How did the audience react to the problem?

- 6 Why is Joshua looking for actors now?

3 Find words in the interview that mean:

- 1 speak loudly and clearly (phrase) _____
- 2 somebody who helps someone do their job (n) _____
- 3 unable to move (adj) _____
- 4 100% yes! (adv) _____

Voice it!

4 Discuss the questions.

- 1 Joshua's teachers were real actors. What is good about this?
- 2 Have you ever acted or spoken in front of a big group of people? How was it?

LANGUAGE IN ACTION

Present and past simple and continuous



Watch video S.1
 What did he do every day?
 What's he doing now?

Present simple	Present continuous	Past simple	Past continuous
It sounds like fun.	I ¹ _____ writing a play.	We had one rehearsal every day.	Everybody in the audience ² _____ looking at me.
I ³ _____ want to stop.	He isn't speaking .	You ⁴ _____ have a normal summer holiday this year.	I ⁵ _____ panicking .
⁶ _____ you want to try?	⁷ _____ you looking for actors?	What ⁸ _____ you do ?	Were you panicking ?

1 Complete the examples in the table above with the correct form of *be* or *do*. Use the interview on page 5 to help you.



2 Complete the sentences with the correct form of the verbs in brackets. Listen and check.

- Mike goes (go) sightseeing every year.
- Amalia _____ (not learn) her lines until the night before the first show.
- A Where's Harry? B He _____ (read) in his room.
- You didn't like the play, did you, Emir? You _____ (sleep) during it!
- I'm so happy we _____ (not stay) in that holiday resort last week when the terrible storm came.
- Ana's not at the rehearsal because she _____ (not feel) well right now.

3 Complete Esma's blog with the correct form of the verbs in the box.

begin do get up go have not finish
 not forget practise start think

Hi, everyone. Yesterday we ¹ had our last rehearsal for the musical. I ² _____ practising until 11 pm, and when I ³ _____ to bed, some of the others ⁴ _____ still _____. The first show ⁵ _____ at 7.30 tonight. I didn't feel nervous when I ⁶ _____ this morning, but I ⁷ _____ to feel nervous now – I hope I ⁸ _____ my lines. But I'm also really excited. I ⁹ _____ it's going to be a great night. Anyway, ¹⁰ _____ you _____ anything this weekend? Why don't you come and see me?

4 Write the questions.

- what / you / do / at nine o'clock last night
What were you doing at nine o'clock last night?
- what time / you / get up / today

- during the summer / you / prefer to go sightseeing or go to the beach

- what time / you / usually / get up / when you're on holiday

- speak English to anyone / last week

- what / you / wear / at the moment

5 Ask and answer the questions.

What were you doing at nine o'clock last night?

I was watching some videos online.

VOCABULARY AND LISTENING

Ways of communicating

1 Match the verbs in the box with the emoticons 1–9. Listen, check and repeat.

describe	<input type="checkbox"/>	greet	<input type="checkbox"/>	post	<input type="checkbox"/>
shake hands	<input checked="" type="checkbox"/>	shout	<input type="checkbox"/>	smile	<input type="checkbox"/>
translate	<input type="checkbox"/>	wave	<input type="checkbox"/>	whisper	<input type="checkbox"/>

2 Listen to the dialogues and circle the correct words in Exercise 1.

- whisper / shake hands
- translate / smile
- post / shout
- greet / translate
- wave / describe

3 Do we express the verbs in Exercise 1 with actions or words? Complete the table.

Actions	Words
shake hands	describe

LEARN TO LEARN

Describing words you don't know with other words or a gesture

When you don't know a word, use words you do know to describe it or use gestures to express what you mean.

4 Express or explain the words in the box with other words or gestures.

accommodation	cry	dance	film	frozen
sing	stand up	tourist attraction		

It's a place where you can stay. Accommodation?

Use it!

5 Use gestures or tell your partner *I do this when ...*. Can they guess the verb?

A talk

6 Listen to Mateo and tick (✓) the tips that helped him learn English.

- a Describe a word with other words
- b Do a language course
- c Don't worry about making mistakes
- d Listen to music
- e Talk as much as possible
- f Translate words and make them sound English
- g Watch TV

7 Listen again and complete each sentence with one word.

- Mateo is studying _____ at university.
- He didn't understand the family at first because they _____ so fast.
- When he doesn't know a word, he describes it, _____ it or makes a word in English similar to the Spanish word.
- Lots of things were different for him, but he liked the _____ best.

Voice it!

8 Discuss the questions.

- Which of Mateo's tips do you use?
- Which tips would you like to try?

LANGUAGE IN ACTION

Present perfect and past simple



Watch video S.2
 Where did she go last summer?
 Which language has she never studied?

Present perfect	Past simple
I've been at university now for three months.	I started my course in October.
I haven't stopped ¹ ____ I was there! I've ² ____ been to London.	I met lots of people in the first few weeks.
Have you ³ ____ been to London?	Did you go to London last year?

1 Complete the examples in the table above with *ever*, *since* or *never*.

3 Circle the correct words. Listen and check. S.09

Get it right!

We don't use the present simple with *since*.

We've **been** here *since* Tuesday.

NOT We *are* here *since* Tuesday.

2 Look at sentences a–d. Circle the correct options to complete the rules.

- a Last year I **spent** six months in London.
- b I **didn't understand** the kids because they **spoke** fast.
- c I've **watched** every episode of *The Big Bang Theory*.
- d I've **stayed** in contact with people I **met** in London.

1 Use the *present perfect* / *past simple* for things that happened in a finished time period, e.g. last year.

2 Use the *present perfect* / *past simple* for things that happened in the past in an unfinished time period, or when the exact time of the action is not important.

BEN ¹ Have you ever been / Did you ever go to a music festival?

JESSIE Yeah, ² I've *been* / *went* to one this summer. It was great.

BEN Where ³ *has it been* / *was it*?

JESSIE Near the town where we ⁴ *have been* / *went* on holiday. ⁵ We've *stayed* / *stayed* in the town lots of times but this was our first time at the festival.

BEN What ⁶ *have you liked* / *did you like* best?

JESSIE The Night Owls ⁷ *have had* / *had* some amazing dancers and ⁸ *have sounded* / *sounded* incredible.

BEN ⁹ I've *never heard* / *didn't hear* of them.

JESSIE Oh, they're great! ¹⁰ I've *liked* / *liked* them for ages.



4 Complete the text with the past simple or present perfect.

I ¹ have never been (be) to Mexico, but last summer I ² _____ (get) a job in a Mexican restaurant. I ³ _____ (meet) loads of people since I ⁴ _____ (start) working there and I ⁵ _____ (make) friends. At first they ⁶ _____ (speak) to me in Spanish, but I ⁷ _____ (not understand). Since then I ⁸ _____ (go) to Spanish classes and I ⁹ _____ (learn) lots. Our teacher ¹⁰ _____ (teach) us how to describe things when we don't know the exact word.

Use it!

5 Discuss the questions.


- 1 How many cities in your country have you visited?
- 2 How long have you know your best friend?
- 3 Have you ever been to a festival?

I've been to three cities. I went to the capital last month, but there are some cities I've never been to.

WRITING

An informal email

1 Look at the photos. What can you see? Read Azra's email and put the photos in the correct order.



2 Read the email again. Why did Azra write the email? What did she enjoy about her visit?

¹From: azra.kara@myemail.com
²To: gaby.bates@myemail.com
³Subject: Thank you

⁴Hi Gaby,
⁵How are things? ⁶I just wanted to say thank you for a great visit to Manchester. I had an amazing time and your family are so kind!
 I loved meeting your friends and visiting the city. There's so much to see! I learned so much about the UK that I didn't know before. I've listened to the playlist you made me lots of times since I got back home and I know all the words to the songs!
 I've told my friends all about my trip and they're really looking forward to meeting you next month. I can't wait to take you sightseeing in Istanbul to show you all the tourist attractions and introduce you to my friends and family. We've bought tickets to go and watch a Turkish dance show while you're here – I hope you like it!
⁷Write back soon,
⁸Love Azra

3 Match the letters a–h with the parts of the email 1–8.

- | | | | |
|----------------------------|--------------------------|--------------------------|--------------------------|
| a Address of the recipient | <input type="checkbox"/> | e Last sentence | <input type="checkbox"/> |
| b Address of the sender | <input type="checkbox"/> | f Reason you are writing | <input type="checkbox"/> |
| c Ending and your name | <input type="checkbox"/> | g Beginning and name | <input type="checkbox"/> |
| d First sentence | <input type="checkbox"/> | h Topic of the email | <input type="checkbox"/> |

4 Complete the *Useful language* box with phrases from the email.

Useful language

Starting and ending an informal email

Start + name: Hello Gaby / ¹ _____

First sentence: How are you? / Thanks for your email / ² _____ ?

The reason you are writing: I'm writing to / ³ _____

Last sentence: See you soon. / Bye for now. / ⁴ _____

End + name: Take care, Azra / ⁵ _____

Write your own informal email to a friend.

PLAN

5 Imagine you are doing an exchange with someone in an English-speaking country. You have visited their country and they are going to visit yours. Make notes about these things.

where you went _____

what you did _____

what you liked about your visit _____

what you are going to do when they visit you _____

WRITE

6 Write your email. Remember to include language and vocabulary from this unit, phrases from the *Useful language* box, the parts of the email in Exercise 3 and the ideas in Exercise 5.

CHECK

7 Do you ...

- start and end the email correctly?
- give the reason why you are writing?
- say what you are going to do when your friend visits?

1

TRENDSETTERS

LEARNING OUTCOMES

I can ...

- understand texts about technology and fashion
- give my opinion politely
- comment on a blog post
- understand how to use the present perfect simple and continuous and modifiers
- talk about and describe clothes and shoes
- categorise adjectives, record new verbs, use spidergrams for associated words.



Start it!

- 1 Look at the photo. Do you like the clothes that the people are wearing? Why? / Why not?
- 2 Before you watch, what does fashion mean to you?
- 3 Name three ways fashion changed in the 1960s. Watch and check.
- 4 What is your favourite fashion style?




Watch video 1.1



Language in action 1.2

p13



Language in action 1.3

p15



Everyday English 1.4

p16



Globetrotters 1.5

p18

VOCABULARY

Describing clothes and shoes



1 Match the adjectives in **bold** with the numbers in the photos. Listen, check and repeat.

- | | | | |
|--------------------|--------------------------|----------------------|--------------------------|
| baggy trousers | <input type="checkbox"/> | checked shirt | <input type="checkbox"/> |
| denim skirt | <input type="checkbox"/> | flat shoes | <input type="checkbox"/> |
| flowery dress | <input type="checkbox"/> | high-heeled boots | <input type="checkbox"/> |
| long-sleeved dress | <input type="checkbox"/> | plain cotton T-shirt | <input type="checkbox"/> |
| spotted shoes | <input type="checkbox"/> | striped T-shirt | <input type="checkbox"/> |
| tight jeans | <input type="checkbox"/> | | |

2 Juan and Rosa are shopping for clothes for a school party. Listen to the conversation. Which things in Exercise 1 do they buy?

LEARN TO LEARN

Categorising

When we use lots of adjectives to describe one thing, we use this order: shape, colour, pattern, material.

3 Complete the table with the adjectives in Exercise 1.

Shape	Pattern	Material

4 Write three sentences describing the clothes in Exercise 1. Use at least two adjectives in each sentence.

She's wearing a white cotton T-shirt.

1 _____

2 _____

3 _____

5 Read your sentences in Exercise 4. Can your partner guess which photo you are describing?

Use it!

6 Discuss the questions.

- Which clothes in Exercise 1 do you have?
- Can you describe the clothes you are wearing?
- Which shapes, patterns and materials do you usually wear? Which do you never wear?

Explore it!

Guess the correct answer.

Some celebrities wear special 'anti-paparazzi' scarves. What do you think these scarves do?

- make their faces more beautiful
- make the photos go black
- make the celebrities look ugly

Find out about a clothes designer. Write a question for your partner to answer.

Fashion & technology

CONNECTED CLOTHES

Anyone who has been reading my blog for a while knows that I'm a huge fan of technology in fashion. Here are my latest discoveries.



A We've all seen watches that measure how much we move or sleep, but what about a T-shirt? Over the last few years, scientists have been developing clothes which can record information about our heart rate or breathing and which can help us stay healthy. Most people have a denim jacket. But have you ever seen a denim jacket that can play music or send instant messages? Well, scientists have designed one that can. You just have to touch the sleeve and your music starts playing!

B Scientists have also created clothes with sensors that take our body temperature and circulate warm or cool air through the material so that we never feel too hot or too cold. Special clothes for astronauts or emergency service workers have been using this technology for years, but now companies have created similar materials for everyday clothing and shoes. Great! No more hot, sweaty feet!

C Now there are even smart clothes that produce energy while we're wearing them! Scientists in South Korea have created a material that turns movement into electricity. So, you can charge your phone while you're doing exercise or just walking around! That's smart!


D Finally, if you haven't been following my updates on 3-D printing, check out these trendy designs. My favourite is the high-heeled shoes. I love the fact that each design is individual and that one day we'll be able to design and print our own patterned or plain clothes and shoes at home.



READING

A blog post

1 Look at the pictures. How do they combine technology and fashion?

 **2** Read the blog post. Match headings 1–4 with paragraphs A–D.

- | | |
|---|----------------------------------|
| 1 3-D printed clothes _____ | 3 Connected clothing _____ |
| 2 Clothes that change temperature _____ | 4 Energy-producing clothes _____ |

3 Read the blog post again and answer the questions.

- How can we watch our health with connected clothing?

- How does the denim jacket in the text play music?

- What's good about creating electricity with clothes?

- What does the blogger predict about 3-D printed clothes?

4 Find words in the blog that mean:

- the part of clothing that covers your arm (A) _____
- to move around something (B) _____
- to put electricity into a device like a phone (C) _____
- the latest information (D) _____
- to produce something with a printer (D) _____

Voice it!

5 Discuss the questions.

- Would you like to have any of the smart clothes in the blog?
- What other things would you like clothes to do in the future?
- Do you think smart clothes are important? Why / Why not?

 **Finished? p118 Ex 1**

LANGUAGE IN ACTION

Present perfect simple and present perfect continuous



Watch video 1.2
 How long has Tara been knitting?
 How many people have bought Patrick's shoes?

Present perfect simple	Present perfect continuous
Scientists ¹ _____ also created clothes with sensors.	Over the last few years, scientists ² _____ been developing clothes which can record information.
He ³ _____ bought any 3-D printed clothing yet.	If you ⁴ _____ been following my updates on 3-D printing, check out these trendy designs.
⁵ _____ you ever seen a jacket that can play music?	How long ⁶ _____ you been reading my blog?

1 Complete the examples in the table above with the correct form of *have*.

2 Complete the rules with *simple* or *continuous*.

- In present perfect _____ sentences the focus is on the result of an activity.
- In present perfect _____ sentences the focus is on how long the activity is.

3 Put the words in the correct order to make sentences.

- lots of / I've / blog posts / written
 I've written lots of blog posts.
- since / a fashion blog / writing / She's been / January

- made / Have you / your own clothes / ever / ?

- been / He's / two years / designing / for / clothes

4 Complete the text with the present perfect continuous form of the verbs in the box. Listen and check.

help make not practise try watch work

Recently I ¹ *'ve been trying* to learn how to knit. It's really difficult! I ² _____ lots of videos online, but I ³ _____ very much. I ⁴ _____ a scarf for a few days now, but it's full of holes and looks awful. My mum ⁵ _____ me too, but she ⁶ _____ all week and hasn't really got much free time.



5 Complete the sentences with the present perfect simple or continuous form of the verbs in brackets. Listen, check and repeat.

- How long *has* he *been designing* clothes? (design)
- _____ you ever _____ to knit? (learn)
- She _____ never _____ high-heeled shoes. (wear)
- I _____ in these shoes all morning and my feet really hurt! (walk)

Use it!

6 Imagine you are a fashion designer. Make questions with the present perfect simple or continuous. Then think of your answers.

- What / designed?

- Who / worn your designs?

- How long / designing clothes?

7 Ask and answer the questions. Which designer makes the most interesting clothes? Why?

I've designed a coat which changes colour when it gets wet!

Finished? p118 Ex 2