

1 My school bag



1 Look at the photos. Talk with a friend.

- 1 How many school bags can you see?
- 2 What colours are they?
- 3 What colour is your school bag?

2 Listen and match the bags to the children.



1




2




3



4



6



THINK BIG
 Which bags are good?





3 Look at Max's school bag. How many things can you name?



4 Draw three objects in your bag and write.

I've got _____ , _____
 and _____ in my school bag.

5 Find out about your friend's bag.


What's in your bag?

I've got a ruler.

Me too!

6 Read, think and write.

- 1** ✓ It's in Max's bag. ✗ It's not in my bag.
It's _____ .
- 2** ✓ It's in my bag. ✗ It's not in Max's bag.
It's _____ .
- 3** ✗ It's not in my bag. ✗ It's not in Max's bag.
It's _____ .



1 Look at the photos. Talk with a friend.

- What's this?
- What are these?
- It's a/an ...
- They're ...



2 Listen to the chant and match the photos.

3 Complete the words.

- Example post e r
- 1 ___ board
 - 2 book ___
 - 3 ___ puter
 - 4 key ___

cup

er

com


case

board

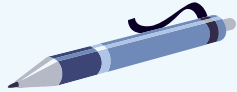
4  **Work with a friend.**
Give instructions and tidy your classroom.




TIP!
 Don't forget to say *please* and *thank you!*

5  **Look and read. Put a tick (✓) or a cross (✗) in the box.**
There are two examples.

Examples

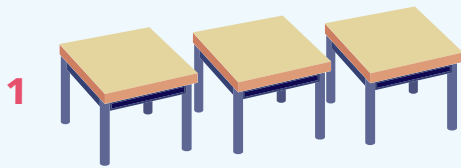


This is a pen.




These are rulers.

Questions




These are desks.



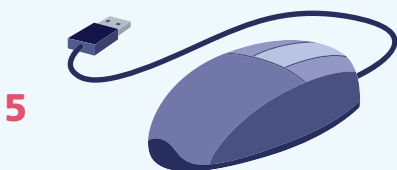
This is a cupboard.



This is a bookcase.



These are crayons.



This is a poster.



2

Fun in the park!



1 Look at the park for 30 seconds. What can you see?

2 Cover the picture and work with a friend.
How many questions can you answer?

1 What colour are the bikes?

5 What sports can you see?

2 What animals are there?

6 What's in the water?

3 How many children are there?

7 What has the monkey got?

4 Where is the kite?

8 What is Frankie eating?

3 Listen and circle the word you hear.

1 see bee

3 bike kite





5 dogs ducks

2 sun fun

4 boat boots

6 bat bag

4  Match the children to the verbs.

1 	2 	3 	4 
Grace	Ruby	Connor	Matt
throw	run	ride	kick

5  Look at the pictures in task 4. Listen and answer.



6  Write correct sentences.

Example Grace is holding her skateboard.

No, she isn't. She's riding her skateboard.

1 Matt is walking with his dog.


No, he isn't. He's _____.

2 Ruby is hitting a ball.

No, _____.

3 Connor is catching a football.

No, _____.


7  Imagine you are at the park. Do a mime. Can your friends guess?

You're having an ice cream!



1  **Look at the park. Talk with a friend.**

- 1** How many animals can you see?
- 2** What are the animals doing?




2  **Look and read. Write yes or no.**

Example A girl is walking with her dog. yes

- 1** The snake is holding an ice cream. _____
- 2** The crocodile is riding a bike. _____
- 3** The fish are sleeping in the water. _____
- 4** Grandpa has got a camera. _____
- 5** The monkey is flying a kite. _____

3  **What's in the photos? Find and write the words.**



1 f _____

2 _____

3 _____

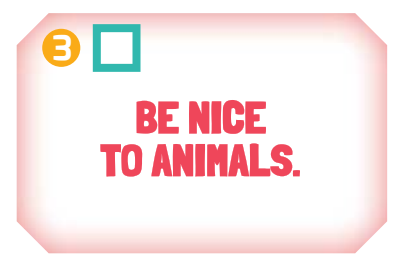
4  Read and choose the correct words.




5  What is good? Choose the correct picture.



6  Read the signs and match to the children in task 5. Write A, B or C.



7  Make a word tree! Look at page 66.



Review Unit 1



Skills: Speaking, Writing and Reading

1 Talk with a friend. Look at the photo and answer the questions.

- 1 Where are the children?
- 2 Name four things you see in this classroom.
- 3 Name four things you don't see.

Mark: ___ / 9



2 Look at the photos and write the words.

Eva



Ben



Sue



- 1 Eva's bag is orange. It's in the _____.
- 2 Ben's bag is _____. It's on the _____.
- 3 Sue's bag is _____. It's next to the _____.

Mark: ___ / 5

3 Read and draw the things.




Example

a football in the bookcase

- 1 a computer on the desk
- 2 a mouse next to the computer
- 3 a ruler in the school bag
- 4 a clock on the bookcase
- 5 three crayons on the chair

Mark: ___ / 5

Total: ___ / 19





Review Unit 2

Skills: Reading and Writing

1 Look at the photos. Write these words on the lines.

~~hit~~ kick ride run



hit _____

Mark: ___ / 3

2 Look at the pictures and read the sentences. Write A or B.



- 1 A girl is riding a bike. A
- 2 A boy is catching a basketball. ___
- 3 A teacher is running. ___
- 4 Two ducks are swimming. ___

- 5 A dog is jumping. ___
- 6 A girl is throwing a toy. ___
- 7 A boy is flying a kite. ___
- 8 A girl is kicking a football. ___

Mark: ___ / 7

3 Look at the colours and write Frankie's sentences.

1	ball	window.	Don't	the	next to	the	kick
	<u>Don't</u>	_____	_____	_____	_____	_____	_____
2	your	on	Don't	bike	grass.	ride	the
	_____	_____	_____	_____	_____	_____	_____



Mark: ___ / 6

Total: ___ / 16