


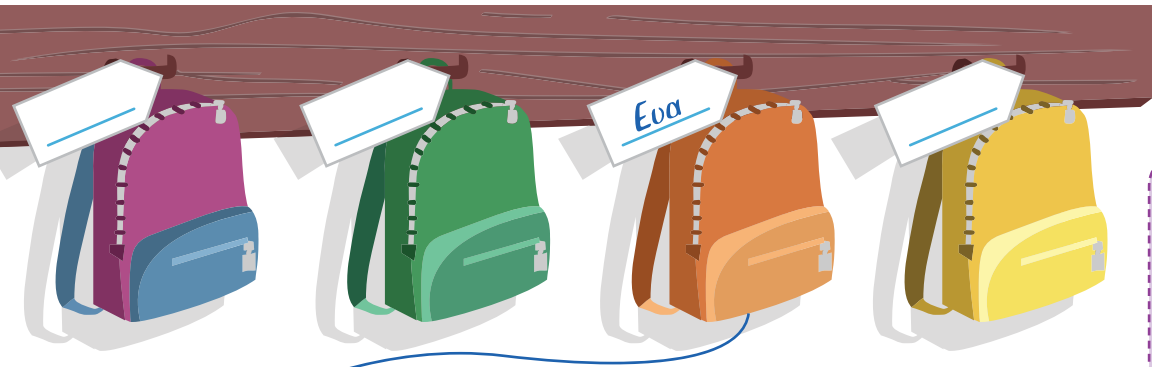
# 1 My school bag



1 Look at the photos. Talk with a friend.

- 1 How many school bags can you see?
- 2 What colours are they?
- 3 What colour is your school bag?

2 Listen and match the bags to the children.



**THINK BIG**  
Which bags are good?



3 Look at Max’s school bag. How many things can you name?



4 Draw three objects in your bag and write.  
I’ve got \_\_\_\_\_ , \_\_\_\_\_  
and \_\_\_\_\_ in my school bag.

5 Find out about your friend’s bag.


What’s in your bag?

I’ve got a ruler.

Me too!

6 Read, think and write.

- 1 ✓ It’s in Max’s bag. ✗ It’s not in my bag.  
It’s \_\_\_\_\_ .
- 2 ✓ It’s in my bag. ✗ It’s not in Max’s bag.  
It’s \_\_\_\_\_ .
- 3 ✗ It’s not in my bag. ✗ It’s not in Max’s bag.  
It’s \_\_\_\_\_ .



1 Look at the photos. Talk with a friend.

- What's this?
- What are these?
- It's a/an ...
- They're ...



2 Listen to the chant and match the photos.

3 Complete the words.

- Example post e r
- 1 \_\_\_\_\_ board
- 2 book \_\_\_\_\_
- 3 \_\_\_\_\_ puter
- 4 key \_\_\_\_\_




4  **Work with a friend.**  
**Give instructions and tidy your classroom.**

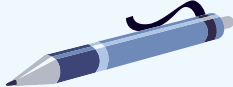


**TIP!**  
Don't forget to say  
*please and thank you!*




5  **Look and read. Put a tick (✓) or a cross (✗) in the box.**  
**There are two examples.**

**Examples**



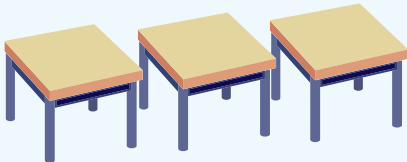
This is a pen. ☒



These are rulers. ☒


**Questions**

1



These are desks. ☐

2




This is a cupboard. ☐

3




This is a bookcase. ☐

4



These are crayons. ☐

5



This is a poster. ☐

