



# COMPLETE

## PRELIMINARY for Schools

**Student's Book  
without answers**



---

Emma Heyderman and  
Peter May

**Cambridge University Press**

[www.cambridge.org/elt](http://www.cambridge.org/elt)

**Cambridge Assessment English**

[www.cambridgeenglish.org](http://www.cambridgeenglish.org)

Information on this title: [www.cambridge.org/9781108539050](http://www.cambridge.org/9781108539050)

© Cambridge University Press and UCLES 2019

This publication is in copyright. Subject to statutory exception and to the provisions of relevant collective licensing agreements, no reproduction of any part may take place without the written permission of Cambridge University Press.

First published 2019

20 19 18 17 16 15 14 13 12 11 10 9 8 7 6 5 4 3 2 1

Printed in ‘country’ by ‘printer’

A catalogue record for this publication is available from the British Library

ISBN 978-1-108-53905-0 Student’s Book without answers with Online Practice

The publishers have no responsibility for the persistence or accuracy of URLs for external or third-party internet websites referred to in this publication, and do not guarantee that any content on such websites is, or will remain, accurate or appropriate. Information regarding prices, travel timetables, and other factual information given in this work is correct at the time of first printing but the publishers do not guarantee the accuracy of such information thereafter.

# Contents

<b>Map of the units</b>	4
<b>Introduction</b>	6
<b>Preliminary for Schools content and overview</b>	7
<b>1 My life and home</b>	8
<b>2 At school</b>	16
<i>Vocabulary and grammar review Units 1 and 2</i>	24
<b>3 Having fun</b>	26
<b>4 On holiday</b>	34
<i>Vocabulary and grammar review Units 3 and 4</i>	42
<b>5 Different feelings</b>	44
<b>6 That’s entertainment!</b>	52
<i>Vocabulary and grammar review Units 5 and 6</i>	60
<b>7 Getting around</b>	62
<b>8 Influencers</b>	70
<i>Vocabulary and grammar review Units 7 and 8</i>	78
<b>9 Stay fit and healthy</b>	80
<b>10 Looks amazing!</b>	88
<i>Vocabulary and grammar review Units 9 and 10</i>	96
<b>11 The natural world</b>	98
<b>12 Express yourself!</b>	106
<i>Vocabulary and grammar review Units 11 and 12</i>	114
<b>Grammar reference</b>	116
<b>Phrasal verb builder</b>	141
<b>Irregular verb list</b>	143
<b>Writing bank</b>	144
<b>Speaking bank</b>	152
<b>Extra resources</b>	163

Map of the units

Unit title	Reading	Writing	Listening
1 My life and home	Part 5: 'Sonia's home' – living on a boat Reading for understanding of vocabulary	Part 1: An email Planning a reply	Part 2: Listening for specific information Two candidates doing Speaking Part 1
2 At school	Part 6: 'On their way to school' – an unusual school journey in China Reading for detailed understanding of words and sentences	A post about what you used to do at primary school Part 2: An article on what makes a great school Using a mind map to plan an answer	Emily talking about her experiences as an exchange student Part 1: Seven short texts about daily life Two candidates doing Speaking Part 3
Vocabulary and grammar review Units 1 and 2			
3 Having fun	Part 3: 'Ariana's hobby – sand sculptures' Reading for detailed understanding	Part 2: A story about a day out Planning paragraphs	Part 4: Ryan Parilla – an Instagram photographer Talking about a skiing holiday Two candidates doing Speaking Part 2
4 On holiday	Part 1: Identifying text purpose	Part 1: An email Suggesting where to go in a city and what to do	Discussing a quiz Part 3: 'A bushcraft skills course for young people' A family discussing their next holiday
Vocabulary and grammar review Units 3 and 4			
5 Different feelings	Part 4: 'How I dealt with stress' Identifying the topic of a paragraph Identifying linking words ( <i>this, then, do, also, however</i> , etc.)	Part 2: A story Using adjectives to describe feeling	Part 2: Listening for facts, opinions or feelings Two candidates doing Speaking Part 4
6 That's entertainment!	Part 2: 'Turn off the TV and go out! Selecting events from an entertainment guide	Part 2: An article about a celebration in your country Using the correct style for an article	Eliza and Bella planning a night out Part 1: Seven short texts about daily life Two candidates doing Speaking Part 3
Vocabulary and grammar review Units 5 and 6			
7 Getting around	Part 1: Identifying text purpose	Part 1: An email Useful email expressions	Part 4: Olivia talks about extremely heavy snow while travelling in Italy Identifying distracting information Mia and Owen discuss getting to the station on time Two candidates doing Speaking Part 2
8 Influencers	Famous families Part 6: An article about Hannah Alper, a famous <i>influencer</i>	Part 2: An article about a person you admire Using correct spelling and punctuation	Part 3: 'How to become famous on YouTube' Completing notes Carter and Will discuss presenters for a YouTube channel Three candidates doing Speaking Part 1
Vocabulary and grammar review Units 7 and 8			
9 Stay fit and healthy	Part 3: 'Teenager Julia Ryan talks about sleep' Identifying opinion and attitude	Part 2: A story about feeling nervous Using a range of past tenses to explain what happened	Part 2: People talking in six different situations Identifying the situation and what you need to listen for Two candidates doing Speaking Part 4
10 Looks amazing!	Part 2: 'Our top picks at the Street Food market' Selecting places to eat	Part 2: An article	Part 1: Seven short texts about daily life Listening carefully for information Two candidates doing Speaking Part 2
Vocabulary and grammar review Units 9 and 10			
11 The natural world	'Scientists use robot chick to study penguins' Part 5: 'A school expedition abroad'	Part 1: An email Checking your work for mistakes	Part 4: Looking for the Iberian lynx Identifying expressions with similar or different meanings Two candidates doing Speaking Part 4
12 Express yourself!	Part 4: 'Can you live without technology for a week?' Matching sentences to paragraphs	Part 2: A story Using a range of tenses and reported speech	Raising money for charity Part 3: A competition to design a new app Two candidates doing Speaking Part 1
Vocabulary and grammar review Units 11 and 12			



Speaking	Pronunciation	Vocabulary	Grammar
<b>Part 1:</b> Saying your name, how old you are, where you live and study	-s endings /s/, /z/ and /ɪz/	House and home Countable and uncountable nouns	Prepositions of time Frequency adverbs Present simple and present continuous State verbs <i>a few, a bit of, many, much, a lot of</i> and <i>lots of</i> Prepositions of place
<b>Part 3:</b> Discussing a new lunchtime club for students Agreeing and disagreeing Making a decision	-ed endings /d/, /t/ and /ɪd/	A typical school day <i>fail, pass, take, lose, miss, study</i> and <i>teach</i> <i>do, earn, have, make, spend</i> and <i>take</i>	Past simple Past simple and past continuous <i>used to</i> <i>So do I</i> and <i>Nor/Neither do I</i>
<b>Part 2:</b> Describing a picture Explaining what you can see and where things are	-ing endings /ɪŋ/	Leisure activities Prepositions of place Phrasal verbs People's hobbies	Verbs followed by <i>to</i> or <i>-ing</i>
<b>Part 3:</b> Discussing where to go in a capital city Making suggestions and giving reasons	Weak forms in comparative structures	Holiday activities <i>travel, journey</i> and <i>trip</i> Buildings and places	Comparative and superlative adjectives <i>a bit, a little, slightly, much, far, a lot</i> <i>not as ... as ...</i> <i>big</i> and <i>enormous</i> (gradable and non-gradable adjectives)
<b>Part 4:</b> Describing personal experiences Asking other people what they think	Modal verbs: weak and strong forms	Feelings Adjectives and prepositions Adjectives with <i>-ed</i> and <i>-ing</i> Adjectives of emotion and their opposites	<i>can, could, might, may</i> (ability and possibility) <i>should, shouldn't, ought to, must, mustn't, have to</i> and <i>don't have to</i> (advice, obligation and prohibition)
<b>Part 3:</b> Discussing plans for a festival Moving on to a new subject	Contrastive stress	Television programmes Going out <i>been/gone, meet, get to know, know</i> and <i>find out</i>	Present perfect <i>just, already</i> and <i>yet</i> <i>since</i> and <i>for</i> Present perfect or past simple?
<b>Part 2:</b> Describing what people are doing in photos Adding new points, and correcting yourself Describing things you don't know the name of	Word stress in compound nouns	Weather Compound words	<i>extremely, fairly, quite, rather, really</i> and <i>very</i> <i>too</i> and <i>enough</i> The future: <i>will, going to</i> , present continuous and present simple Prepositions of movement
<b>Part 1:</b> Answering general questions Talking about your daily routine and what you like	Conditional sentences: Contracted words	Phrasal verbs Describing people Adjective prefixes and suffixes Adjective order	Zero, first and second conditionals <i>When, if, unless</i> + present, future
<b>Part 4:</b> Discussing sport, fitness and health Showing agreement and polite disagreement	Word stress: agreeing and disagreeing	Illnesses and accidents Sports <i>go, play</i> and <i>do</i>	<i>which, that, who, whose, when</i> and <i>where</i> clauses (defining and non-defining) Past perfect
<b>Part 2:</b> Describing everyday objects in photos Explaining what things are made of or used for	Connected speech: linking sounds	<i>course, dish, food, meal</i> and <i>plate</i> Shops and services	Commands and instructions <i>Have something done</i>
<b>Part 4:</b> Discussing ways to help the environment Giving examples	Word stress in longer nouns	The natural world Noun suffixes	The passive: present and past simple Comparative and superlative adverbs
<b>Part 1:</b> General questions Talking about habits and routines	Intonation in direct and indirect questions	Collocations: using your phone <i>ask, ask for, speak, talk, say</i> and <i>tell</i> Negative prefixes	Reported speech and reported commands Reported questions Indirect questions

# Introduction



## Who this book is for

*Complete Preliminary for Schools* is a stimulating and thorough preparation course for school-aged learners who wish to take the **B1 Preliminary for Schools exam** from **Cambridge Assessment English**. It helps them to develop the necessary reading, writing, listening and speaking skills for the exam as well as teaching essential grammar and vocabulary. For those who are not planning to take the exam in the near future, the book provides skills and language based around engaging topics, all highly relevant for school-aged learners moving towards a B1 level of English.

## What the Student's Book contains:

- **12 units for classroom study.** Each unit contains:
  - an authentic exam task taken from each of the four papers (Reading, Speaking, Writing and Listening) in the **B1 Preliminary for Schools exam**.
  - essential information on what each part of the exam involves, and the best way to approach each task. Exam advice boxes before exam tasks explain how to do this.
  - a wide range of enjoyable speaking activities designed to increase learners' fluency and ability to express themselves.
  - a step-by-step approach to doing Preliminary for Schools Writing tasks.
  - grammar activities and exercises for the grammar learners need to know for the exam. When you are doing grammar exercises, you will sometimes see this symbol . These exercises are based on research from the **Cambridge Learner Corpus** and they deal with the areas which often cause problems for students in the exam.
  - vocabulary activities and exercises for the vocabulary you need to know for the exam. When you see this symbol  by a vocabulary exercise, the exercise focuses on words which Preliminary for Schools candidates often confuse or use wrongly in the exam.
- **Six unit reviews.** These contain exercises which revise the grammar and vocabulary in each unit.
- **Speaking and Writing reference sections.** These explain the possible tasks students may have to do in the Speaking and Writing papers, and they give you examples and models together with additional exercises and advice on how best to approach these Speaking and Writing exam tasks.
- A **Grammar reference section** which clearly explains, unit by unit, all the main areas of grammar which you will need to know for the **B1 Preliminary for Schools exam**. There are also practice exercises for all grammar points.

## Also available:

- **Downloadable audio online** containing all the listening material for the 12 units of the Student's Book plus material for the Speaking Bank. The listening material is indicated by coloured icons  in the Student's Book.
- A **Teacher's Book** containing:
  - **Step-by-step guidance** for teaching the activities in the Student's Book.
  - A number of suggestions for **alternative treatments** of activities in the Student's Book and suggestions for **extension activities**.
  - **Photocopiable recording scripts** from the Student's Book listening material.
  - **Complete answer keys** including recording scripts for all the listening material.
  - **12 photocopiable word lists** (one for each unit) containing vocabulary found in the units. Each vocabulary item in the word list is accompanied by a definition supplied by the corpus-informed *Cambridge Learner's Dictionary*.
  - **Access to extra photocopiable materials online** to practise and extend language abilities outside the requirements of the **B1 Preliminary for Schools exam**.
- A Student's **Workbook** containing:
  - 12 units for homework and self-study. Each unit contains further exam-style exercises to practise the reading, writing and listening skills needed in the **Preliminary for Schools exam**. In addition, they provide further practice of grammar and vocabulary, which also use information about common Preliminary for Schools candidate errors from the Cambridge Learner Corpus .
- A **'Vocabulary Extra'** section, which contains twelve pages of further revision and practice of the essential Preliminary for Schools exam vocabulary contained in the Student's Book units.
- **Downloadable audio online** containing all the listening material for the Workbook.
- A **Test Generator** containing:
  - A **Grammar and Vocabulary Test** at standard and plus levels of each of the 12 units in the Student's Book.
  - Three **Term Tests** including grammar, vocabulary and PET Writing, Speaking, Listening and Reading exam tasks.
  - An **End of Year Test** including grammar and vocabulary from all 12 units, with PET Writing, Speaking, Listening and Reading exam tasks.

# Preliminary for Schools content and overview

Part/Timing	Content	Exam focus
<b>1</b> <b>Reading</b> 45 minutes	<p><b>Part 1</b> Five very short texts: signs and messages, postcards, notes, emails, labels, etc. followed by five three-option multiple choice questions.</p> <p><b>Part 2</b> Five descriptions of people to match to eight short texts.</p> <p><b>Part 3</b> Longer text with five four-option multiple choice questions.</p> <p><b>Part 4</b> Gapped text where five sentences have been removed. Candidates must select the five correct sentences from a list of eight.</p> <p><b>Part 5</b> Four-option multiple choice cloze text with six gaps. Candidates select the word which best fits each gap.</p> <p><b>Part 6</b> An open cloze text consisting of a text with six gaps. Candidates think of a word which best suits each gap.</p>	<p><b>Parts 1–4 and Part 6:</b> Candidates are expected to read for the main message, global meaning, specific information, detailed comprehension, understanding of attitude, opinion and writer purpose and inference.</p> <p><b>Part 5:</b> Candidates are expected to show understanding of vocabulary and grammar in a short text, and the lexico-structural patterns in the text.</p>
<b>2</b> <b>Writing</b> 45 minutes	<p><b>Part 1</b> An informal email. Candidates write an email of about 100 words in response to a text.</p> <p><b>Part 2</b> An article or story. There is a choice of two questions. Candidates are provided with a clear context and topic. Candidates write about 100 words.</p>	Candidates are mainly assessed on their ability to use and control a range of Preliminary-level language. Coherent organisation, spelling and punctuation are also assessed.
<b>3</b> <b>Listening</b> approximately 30 minutes	<p><b>Part 1</b> Short monologues or dialogues with seven three-option multiple choice questions with pictures.</p> <p><b>Part 2</b> Six short unrelated dialogues with six three-option multiple choice questions.</p> <p><b>Part 3</b> Longer monologue. Candidates complete six sentences with information from the recording.</p> <p><b>Part 4</b> Longer monologue or interview. Six three-option multiple choice questions.</p>	Candidates are expected to identify the attitudes and opinions of speakers, and listen to identify gist, key information, specific information and detailed meaning, and to identify, understand and interpret meaning.
<b>4</b> <b>Speaking</b> 12 minutes	<p><b>Part 1</b> A short conversation with the interlocutor. The interlocutor asks the candidates questions in turn, using standardised questions.</p> <p><b>Part 2</b> An individual long turn for each candidate. A colour photograph is given to each candidate in turn and they talk about it for about a minute. Each photo has a different topic.</p> <p><b>Part 3</b> A two-way conversation between candidates (visual stimulus with spoken instructions). The interlocutor sets up the activity.</p> <p><b>Part 4</b> A discussion on topics related to the collaborative task in Part 3. The interlocutor asks the candidates the questions.</p>	Candidates are expected to be able to ask and understand questions and make appropriate responses, and to talk freely on topics of personal interest.