

WELCOME

1 Meet your classmates

Look at the picture. What do you see?



2 The alphabet

A Listen and point. Look at the alphabet.

Aa	Bb	Cc	Dd	Ee	Ff	Gg	Hh	Ii
Jj	Kk	Ll	Mm	Nn	Oo	Pp	Qq	Rr
Ss	Tt	Uu	Vv	Ww	Xx	Yy	Zz	



CD1, Track 02

Listen again and repeat.

B Listen and write.

1. A nita
2. aniel
3. eizhi
4. uri
5. ranco
6. ee
7. akim
8. arla



CD1, Track 03


C Write your name.

Talk with 3 classmates. Say your name. Spell your name.



3 Classroom directions


A Listen and point. Look at the pictures.



1. Look.



2. Listen.



3. Point.



4. Repeat.



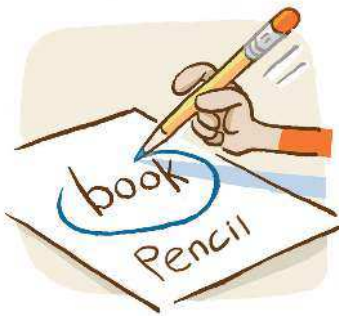
5. Talk.




6. Write.



7. Read.



8. Circle.



9. Match.

Listen again and repeat.

B Talk with a partner. Say a word.
Your partner points to the picture.



4 Numbers

A Listen and point. Look at the numbers.

1 one	2 two	3 three	4 four	5 five
6 six	7 seven	8 eight	9 nine	10 ten
11 eleven	12 twelve	13 thirteen	14 fourteen	15 fifteen
16 sixteen	17 seventeen	18 eighteen	19 nineteen	20 twenty



CD1, Track 05

Listen again and repeat.

B Listen and write the number.

1. 6
2.
3.
4.
5.
6.
7.
8.



CD 1, Track 06

Talk with a partner. Check your answers.



UNIT 1 PERSONAL INFORMATION

Lesson A Listening

1 Before you listen

- A** Look at the picture. What do you see?
- B** Listen and point: ■ area code ■ country ■ first name ■ ID card
■ last name ■ phone number



CD1, Track 07



UNIT GOALS

Recognize names and vocabulary for personal identification

Identify countries of origin Complete an ID card

2 Listen

A Listen and repeat.

1. area code
2. country
3. first name
4. ID card
5. last name
6. phone number

B Listen and circle.

1. a.

b.

2. a.

b.

3. a.

b.

4. a.

b.



USEFUL LANGUAGE

Say oh for zero.

2 0 1

two oh one

Listen again. Check your answers.

3 After you listen

Talk with a partner. Point to a picture.
Your partner says the words.

Lesson B Countries

1 Vocabulary focus


Listen and repeat.



CD1, Track 10

2 Practice

A Read and match.



- Mexico
- the United States
- Vietnam
- Russia
- Brazil
- Haiti
- Somalia
- China



UNIT 1

B Listen and repeat. Then write.



Name	Country	Name	Country
1. Ivan	Russia	4. Elsa	
2. Asad		5. Luisa	
3. Eduardo		6. Jun-Ming	

Talk with a partner. Ask and answer.

A Where is **Ivan** from?

B **Russia.**

3 Communicate

Talk in a group. Ask and answer. Complete the chart.

A What's your name?

B **Binh.**

A Where are you from?

B **Vietnam.**

Name	Country
Binh	Vietnam

Lesson C What's your name?

1 Grammar focus: my, your, his, her

QUESTIONS			ANSWERS		
What's	your	name?	My	name is	Angela.
	his		His		Kevin.
	her		Her		Julia.

What's = What is



2 Practice

A Read and circle. Then write.

1. A What's your name?
B My name is Nancy.
My Your

2. A What's his name?
B _____ name is Chin.
His Her

3. A What's her name?
B _____ name is Alima.
His Her

4. A What's your name?
B _____ name is Vincent.
My Your

Listen and repeat. Then practice with a partner.



CD1, Track 12

B Listen and repeat. Then write.

TOPS ADULT SCHOOL

First name: Jack
Last name: Lee
Area code: 203
Phone number: 555-9687



TOPS ADULT SCHOOL

First name: Sara
Last name: Garza
Area code: 415
Phone number: 555-3702






CD1, Track 13

What's his . . . ?		What's her . . . ?	
1. first <u>name</u>	Jack	5. <u> </u> code	415
2. last <u> </u>	Lee	6. <u> </u> number	555-3702
3. area <u> </u>	203	7. <u> </u> name	Garza
4. phone <u> </u>	555-9687	8. <u> </u> name	Sara

Talk with a partner. Ask and answer.




A What's **his** first name?

B Jack.

3 Communicate

Talk with your classmates. Complete the chart.



A What's your **first** name?

B My **first** name is Yuri.

USEFUL LANGUAGE

How do you spell Yuri?

Y-U-R-I

First name	Last name	Area code	Phone number
Yuri			