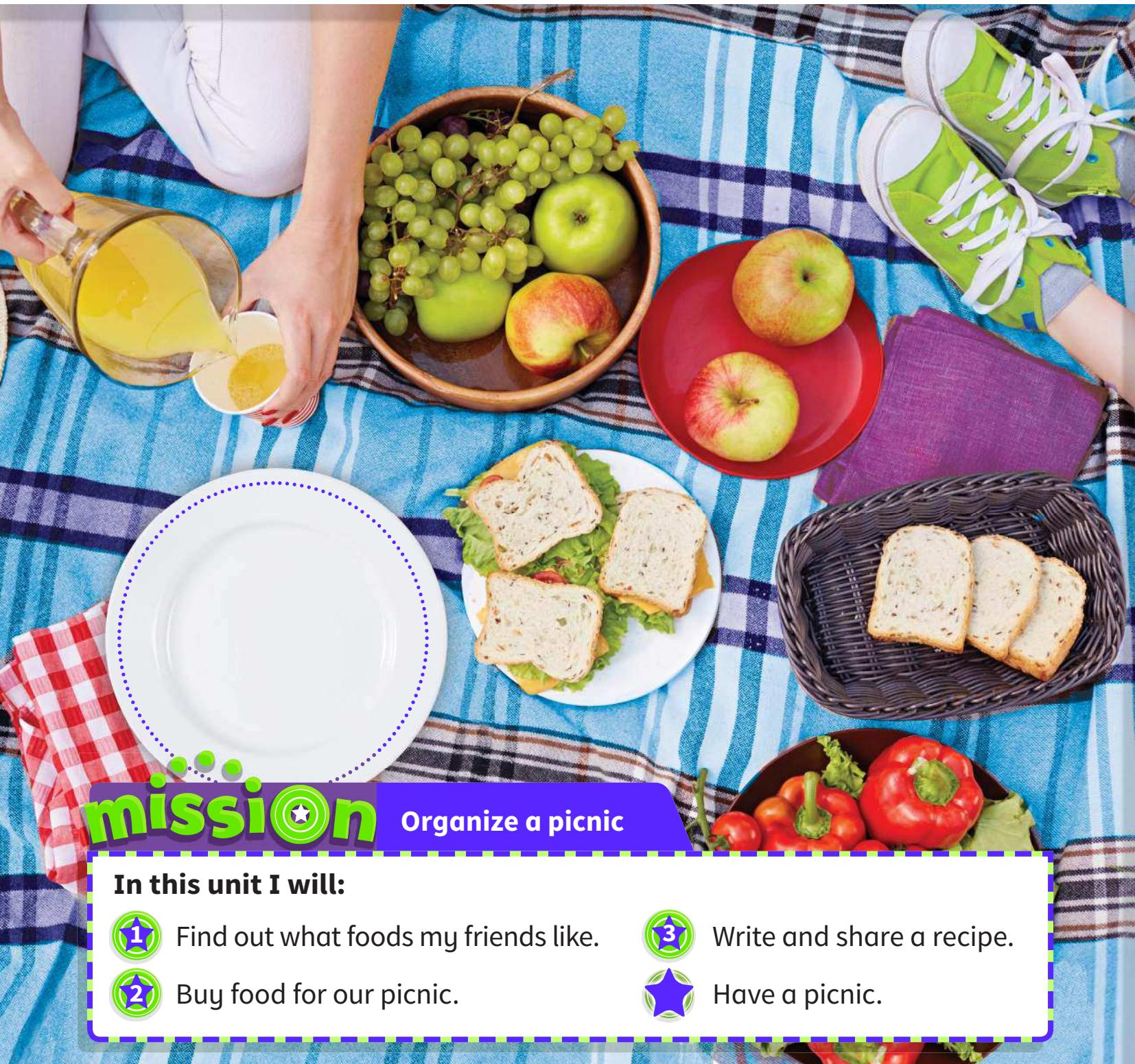




Food with friends



Watch the video. Draw your picnic food.



mission

Organize a picnic

In this unit I will:



Find out what foods my friends like.



Write and share a recipe.



Buy food for our picnic.



Have a picnic.

Vocabulary 1

4

1 Listen and point. Then listen and number.



2 Say the chant.

3 Listen and say *yes* or *no*.

The Friendly Farm

2.06

1



Gracie!

I'm sorry, but I like chocolate.


2



Do you like chocolate, Cameron?


Yes, I do.

3



I like chocolate, and I like cake, bananas, bread, books, and socks!

4



I don't like books.

I like books.

But, Rocky, you read books. You don't eat books!

5



What do you like, Harry?

I don't like books or chocolate. I like mangoes.

6



What do you like, Shelly?

I like water. I can see my face in water.

Language practice 1

4



2.07

Gracie's Grammar

I **like** chocolate. Harry **likes** mangoes.
I **don't like** books. Harry **doesn't like** chocolate.
Do you **like** chocolate? Yes, I **do**. / No, I **don't**.

1 Listen and stick. Then look, read, and write.



- 1 Mom likes hamburgers. 3 Grandma _____ lemonade.
2 Dad doesn't like _____. 4 Grandpa _____ chicken.

mission STAGE 1

Find out what foods your friends like.
Choose food for your picnic.

Do you like hamburgers? Yes, I do.



My mission diary
Workbook
page 44



Vocabulary 2 and song



Listen and draw. Then sing the song.

Do you like fruit?

Yes, I do.

Do you like juice?

No, I don't ...

I like apples.

I like oranges.

I like grapes,
but I don't like juice ...

Do you like salad?

Yes, I do.

Do you like meat?

No, I don't ...

I don't like hamburgers.

I don't like sausages.

I don't like meatballs,
but I like beans ...

fruit



grapes



apple



orange



juice



meat



meatballs



beans



sausage



2

Read, think, and say. Compare with your classmates.

Think of ...

- one thing you eat or drink for breakfast.
- two things you eat or drink for lunch.
- three things you eat or drink for dinner.




I like grapes. What fruit do you like?

Language practice 2

4

1  2.11 Which food does she buy? Listen and check (✓).



 2.12

Gracie's Grammar

Can I have some chocolate, **please**? Here you are.
Would you like some ice cream? Yes, **please**. / No, **thank you**.

2 Read and say the dialog. Act it out.

- A Can I have some apples, please?
B I'm sorry, I don't have any apples. Would you like some oranges?
A Yes, please.
B Here you are.
A Thank you.

mission  STAGE 2

Buy food for your picnic.

Can I have some chicken, please?

Here you are.



My mission diary
Workbook page 44

Cross-curricular


Making a recipe

- 1

Watch the video.
- 2

2.13

Check (✓) the ingredients. Then listen and check your answers.



pasta ☐



onions ☐



meat ☐




potatoes ☐




rice ☐



cheese ☐



carrots ☐



tomatoes ☐



- 3

2.14

Listen and number.

a



☐

b



☐

c



☐

d



1

☐

4 Read and circle the food words. Then number the pictures.

HOW TO MAKE ...
an omelet!

- 1 You need two eggs, some cheese, an onion, and some tomatoes.
- 2 Mix the eggs. Cut the onion and the tomatoes.
- 3 Cook the eggs for four minutes.
- 4 Put the cheese, onion, and tomato on the eggs.
- 5 Fold the omelet and cook it for one more minute.



mission

STAGE 3

Make and share your recipe.

My favorite sandwich
This is a monster sandwich. It has
chicken, cheese, meat, and lettuce. Yum!



My
mission
diary
Workbook
page 44

Literature

1 Talk to a friend. What kinds of food do you like to eat on a picnic?

A picnic with friends

Mia and Matt want to go on a picnic.

“Can we cook hamburgers in the woods, Mom?”

“No, but you can take sandwiches and fruit.”



Mia likes egg sandwiches. Matt wants chicken sandwiches. He wants lemonade, too.

“Would you like bananas or a watermelon?”

“Bananas, please,” says Mia.

“Bananas and a watermelon, please,” says Matt.

Now they're in the woods. They have sandwiches, fruit, lemonade, and ... chocolate!

“Would you like some chocolate, Matt?”

“Yes, please!” Matt likes chocolate.

“Here you are.”






But what's this? Birds!
"Hey! Go away!"
"We need a scarecrow," says Mia.
They put the watermelon and some clothes on a stick. The birds don't like the scarecrow. They fly away!
Mia and Matt finish eating.

But what about the crumbs?
"We don't need the scarecrow now," says Matt. So Mia takes the scarecrow down.
"Come on, birds," calls Matt.
"Come and eat the crumbs!"
It's good to share your picnic with friends!



2 How do they feel? Read and circle.

- 1 When the children can't cook hamburgers in the woods, Matt feels:
- 2 When Matt sees the chocolate, he feels:
- 3 When the birds arrive, Matt feels:
- 4 At the end of the story, the children feel:



3 Ask and answer.

Where do you eat lunch?

At home.

Who do you eat lunch with?

With my family.

Skills Practice

1 Look at the pictures in Activity 3. What can you see?


I can see ...

2  2.16 Look at Activity 3 and listen. Which picture is not correct?


It isn't picture ... because ...

3  2.17 Listen and check (✓) the box. There is one example.


What food would Dan like?



A ☐



B ☒




C ☐

1 Where's Lucy's book?



A ☐



B ☐



C ☐

Think about what's different in pictures A, B, and C.



Review

4

mission in action!

Have a picnic.

My mission diary

Workbook
page 44

★ Make some food for the picnic.

★ Present your food to the class.

Look! This is my sandwich.

★ Have a picnic.


Would you like a banana?

Can I have some water, please?

★ Talk about the food at the picnic.

Yum! I like grapes.

Me, too.

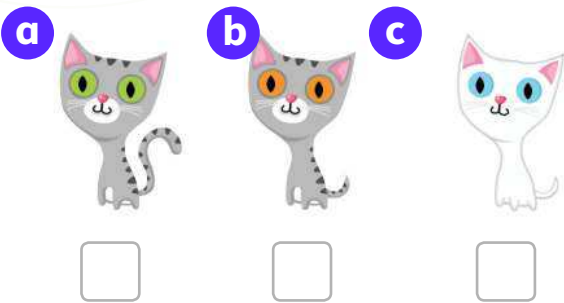


Review • • • Units 3–4


1  Watch the video and take the quiz.

2  Listen and check (✓).

1 This is my cat.



2 This is my horse.











































3  Listen and follow. Draw lines.

This is a word matching activity. On the left, there are several phrases in colored ovals: "This", "is", "a", "Tim's", "pet", "rabbit.", "He", "tail.", "She", "It", "a", "long", "has", "a", "doesn't have", "donkey", "It", "nice", "long", "small", "funny", "ears.", "It", "long", "have". On the right, there are more phrases in colored ovals: "big", "horse", "eyes", "likes", "doesn't like", "carrots.", "don't have". A line is drawn from "This" to "is". A realistic image of a brown rabbit is shown at the bottom right.

4


2.20

What do the children like? Listen and draw a happy or sad face.

| | | | | | | | | |
|-------|--|--|--|--|--|---|--|--|
| |  |  |  |  |  |  |  |  |
| Alice |  |  |  |  |  |  |  |  |
| Tom |  |  |  |  |  |  |  |  |
| May |  |  |  |  |  |  |  |  |
| Matt |  |  |  |  |  |  |  |  |

5

Write about you.

What's your name?

How old are you?

What's your teacher's name?

What's your favorite animal?

Do you have a pet?

Do you like orange juice?

What's your favorite food?

What are two things you eat or drink for lunch?

