

UNIT 1 CONNECTIONS

1.1 WE'RE FAMILY

1 VOCABULARY: Describing people you know

A Write the connection you have with each person: FAM (Family), FR (Friend or Romantic), W/S (Work or School).

- | | | | |
|----|----|--------------|-------|
| 1 | FR | boyfriend | _____ |
| 2 | | boss | _____ |
| 3 | | brother | _____ |
| 4 | | classmate | _____ |
| 5 | | close friend | _____ |
| 6 | | girlfriend | _____ |
| 7 | | grandchild | _____ |
| 8 | | grandfather | _____ |
| 9 | | neighbor | _____ |
| 10 | | roommate | _____ |

B Where possible, write the name of a person you know next to each connection in exercise A.

2 GRAMMAR: *be*; possessive adjectives

A Complete the text with the correct form of the verb *be*.

My name ¹ _____ *is* _____ Raul, and I ² _____ from Mexico.
I'm an English teacher now in Miami, Florida. These ³ _____
the people in my life. My grandparents ⁴ _____ Monica and
Roberto – that's them in the photo. This is their house in Valle de Bravo,
Mexico. My brothers' names ⁵ _____ Sergio and Raymundo.
We ⁶ _____ very close friends. This ⁷ _____
a photo of me with Marisela. People always ask, ⁸ "_____
she your girlfriend?" No, she ⁹ _____ not!
She ¹⁰ _____ my neighbor.



B Match the columns.

- | | | | |
|--------|---|-------|-------|
| 1 I | a | _____ | their |
| 2 you | b | _____ | his |
| 3 he | c | _____ | our |
| 4 she | d | _____ | her |
| 5 it | e | _____ | your |
| 6 we | f | 1 | my |
| 7 they | g | _____ | its |

3 GRAMMAR AND VOCABULARY

A Complete the questions for a social media profile. Then answer the questions.

- 1 What _____ is _____ your name?

- 2 Where _____ you from?

- 3 What _____ your classmates' names?

- 4 _____ they your friends?

- 5 What _____ your close friend's name?

- 6 _____ he or she your roommate?

- 7 What _____ your boyfriend or girlfriend's name?

- 8 _____ she or he from Canada?

B Complete the sentences with the correct possessive adjective.

his her its ~~my~~ our their your

- 1 I have a pen. This is _____ my _____ pen.
- 2 My boyfriend has a new car. This is _____ new car.
- 3 Is this _____ girlfriend? Are you close friends?
- 4 Marie lives near my family. She is _____ neighbor.
- 5 Carol and Sissy are my roommates. That is _____ room.
- 6 The dog is hungry. This is _____ food.
- 7 She is the new boss. _____ name is Ms. Singh.

1.2

WHAT’S IN YOUR BAG?


1 VOCABULARY: Naming everyday things

A Write the words in the correct column. What things can you put in your pocket? What things can’t you put in your pocket?

candy bar	cash	driver’s license	gum	hairbrush	hand lotion
keychain	mirror	receipt	tissues	umbrella	water bottle



In my pocket	Not in my pocket
tissues	



2 GRAMMAR: Possession

A Circle the correct words to complete the conversation.

Teacher Excuse me, class. *Who’s / Whose* jacket is this?
Girl It isn’t *mine / ours*. *My / Your* jacket has pockets.
Teacher Tyler, is this *yours / whose*?
Boy No. It isn’t *mine / his*. *Mine / My* jacket is green.
Teacher Oh, look! Here’s a name in the jacket. It belongs to Sarah. It’s *hers / his*.
Boy Sarah, it’s *her / your* jacket.
Sarah No, it isn’t. It belongs to a different Sarah. *Mine / Yours* is blue.

B Circle the words that are not correct in the conversation. Then correct the mistakes.

Man Excuse me. I think that’s mine wife’s keychain. _____
Woman No, sorry, it isn’t her. _____
Man Are you sure? I think it belong to her. _____
Woman No, it’s mine. It belongs me. _____
Man Oh, I see. You’re right. So where’s his wife’s keychain? _____
Woman Look! There’s another keychain on the desk. Is that his? _____
Man No, that isn’t her. _____

3 GRAMMAR AND VOCABULARY

A **Circle** the correct answer to complete the questions.

- 1 _____ mirror is that?

a

 Whose

b

 Who

c

 Where
- 2 _____ that umbrella yours?

a

 Is

b

 Are

c

 Whose
- 3 Whose cash _____ that?

a

 are

b

 am

c

 is
- 4 _____ those tissues yours?

a

 Is

b

 Are

c

 Whose
- 5 _____ candy bar is that?

a

 Who

b

 Where

c

 Whose
- 6 _____ driver's license is that?

a

 Whose

b

 Who's

c

 What
- 7 Does that gum _____ him?

a

 belongs to

b

 belong to

c

 belong
- 8 Is that keychain _____?

a

 our

b

 our's

c

 ours

B Answer the questions in exercise A based on the diagram below.

- 1 That mirror is ours. / That's our mirror.

2 _____

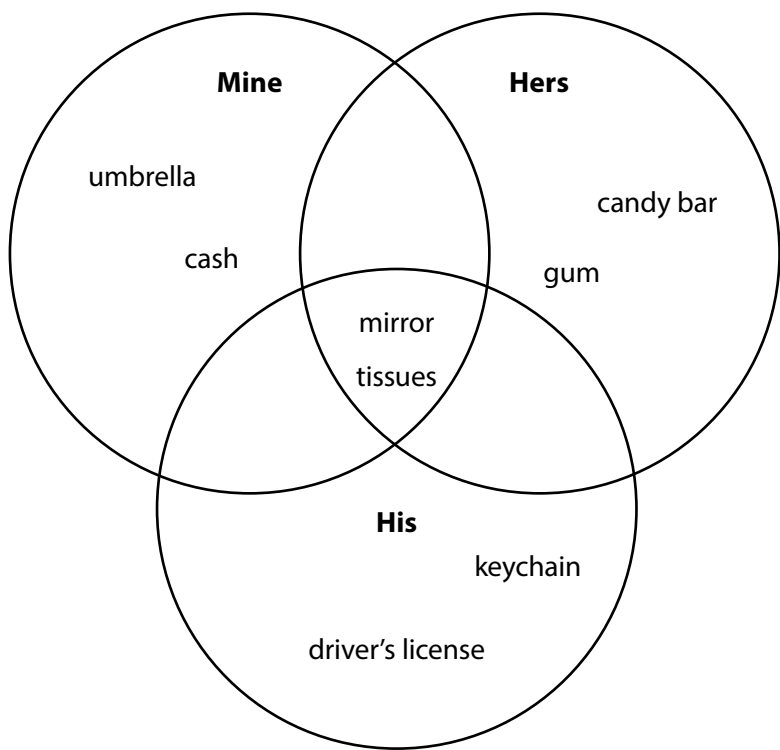
3 _____

4 _____
- 5 _____

6 _____

7 _____

8 _____



1.3

HOW DO YOU KNOW RAQUEL?

1 FUNCTIONAL LANGUAGE: Greeting someone and starting conversations

A Complete the conversation with the phrases in the box.

~~Are you~~
It's really good to see you

Great to meet you, too
Long time, no see

Great to see you again
Pleased to meet you

Anna Good morning! ¹ Are you Lauren?
Lauren Yes, I am.
Anna ² . I'm Anna. It's my first day. I'm on Joe's team.
Lauren Welcome, Anna! ³ . I want to introduce you to my assistant.
This is Peter.
Anna I know Peter. Hi, ⁴ .
Peter ⁵ , Anna.
⁶ !
Anna Yes, almost two years.
Lauren Well, I'm glad we all know each other now.



2 REAL-WORLD STRATEGY: Showing interest and surprise

A Put the conversation in order.

- ☐ **George** Wow! Hey, Neil! Long time, no see!
- ☒ **Neil** Good morning. I'm Neil. Are you James?
- ☐ **Neil** Yes, I know George from a long time ago. It's really great to see you.
- ☐ **James** Yes, I am. Hi, Neil. Pleased to meet you.
- ☐ **James** Wait ... do you know each other?
- ☐ **Neil** Great to meet you, too. It's my first day in sales.
- ☐ **James** Seriously? George is an old friend of mine, too. This is great!
- ☐ **James** Is it really? OK. Well, this is George, he's a manager. George, this is Neil, he's a new salesperson.

3 FUNCTIONAL LANGUAGE AND REAL-WORLD STRATEGY

A Complete the conversation with your own information.

Carlos I'm Carlos. Pleased to meet you.
Me Hi, I'm ¹_____. Great ²_____.
Carlos I recognize you from English class. It's ³_____.
Me ⁴_____? Oh, yeah, I remember you, too. Is this your first time in this class?
Carlos Yes, it is.
Me Great! This is my friend, ⁵_____. ⁶_____, this is Carlos.
⁷_____ Hi, Carlos. ⁸_____.
Carlos Hey, ⁹_____. ¹⁰_____, too.
Me Wait ... do you know each other?
Carlos Yes, we take other classes together.
Me ¹¹_____? That's awesome!



1.4

EMAIL INTRODUCTIONS

1 READING

- A Read the email and label the parts.
- | | |
|-----------------------|-----------------|
| Reason for writing: R | Greeting: G |
| End of mail: E | Closing: C |
| Full name: F | Introduction: I |
| Subject: S | |

● ● ●

ReplyForward

S

Re: Cars

Dear Thomas,

My name is Anton Taft. Your cousin, Sarah Griffin, is my friend.


Do you like old cars? I repair them! It's my hobby. I have a car from 1958. Attached is a photo.

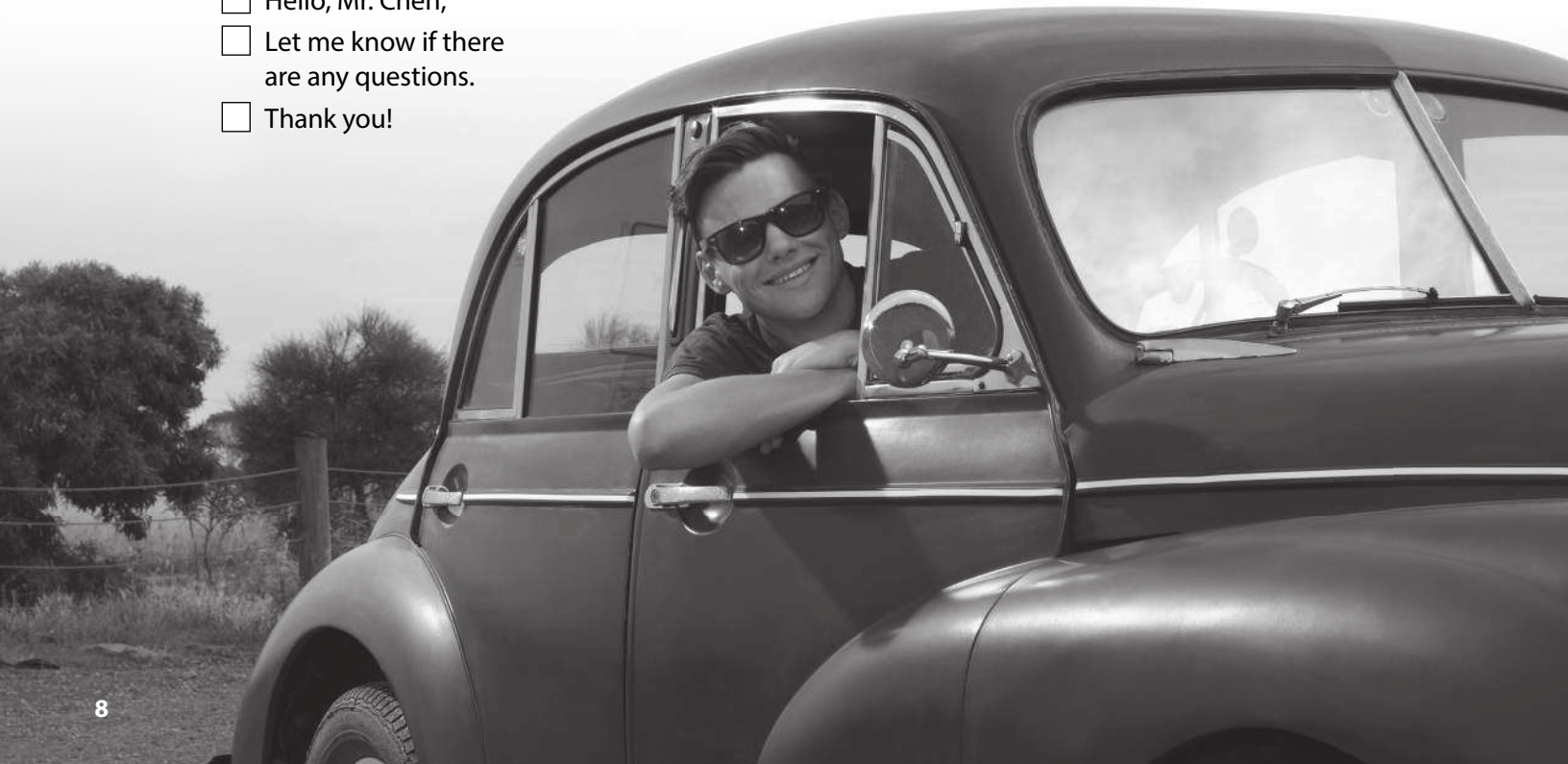
Please call me at 202-555-4646. We can meet on Saturday and you can see the car.

Thanks!

Anton Taft

2 LISTENING

- A  1.01 **LISTEN FOR DETAIL** Listen to the voicemail message. Number the sentences in the order you hear them.
- ☐ I want to give you some information about the summer schedule. All departments follow the new schedule starting next week. The summer schedule is in this morning's email.
 - ☐ My name is Cindy Clark, head of the human resources department.
 - ☐ Hello, Mr. Chen,
 - ☐ Let me know if there are any questions.
 - ☐ Thank you!



3 WRITING

- A Put the parts of the email in the correct order.
- ☐ I want to invite you to our first neighbors’ meeting. Please find the agenda for the meeting included with this letter. The meeting is at my house.
 - ☐ Rick Lock
 - ☐ Dear Mrs. Albertson,
 - ☐ My name is Rick Lock. I’m a neighbor of yours. Welcome to the neighborhood.
 - ☐ Sincerely,
 - ☐ Thank you very much for your time. I look forward to seeing you at the meeting.
 - ☐ Re: Upcoming meeting
- B Complete the email with your own ideas.

● ● ●

ReplyForward

Re: New weekend classes

1 _____ Mick,

I’m Roger from the gym. 2 _____ ?

I hope everything is great for you!

I want to invite you to my special dance classes on Saturdays and Sundays. We are starting 3 _____ . Please see the calendar included with this email.

I hope 4 _____ us.

5 _____ ,

Roger Strong

CHECK AND REVIEW

Read the statements. Can you do these things?

UNIT 1	Mark the boxes. <input checked="" type="checkbox"/> I can do it. <input type="checkbox"/> I am not sure.	If you are not sure, go back to these pages in the Student’s Book.
	I can ...	
	VOCABULARY <input type="checkbox"/> talk about people I know. <input type="checkbox"/> name everyday things.	
	GRAMMAR <input type="checkbox"/> use <i>be</i> . <input type="checkbox"/> use possessive adjectives.	
	FUNCTIONAL LANGUAGE <input type="checkbox"/> greet people and start a conversation. <input type="checkbox"/> show interest and surprise.	
	SKILLS <input type="checkbox"/> introduce myself in an email. <input type="checkbox"/> use capital letters.	