

UNIT OBJECTIVES

- say where you're from
- ask for and give personal information
- check into a hotel
- write a profile
- meet new people

I AM ...

1




START SPEAKING

CLASS WORK Say your name. Watch Josue for an example.


I am Marco.

I am Anya.



REAL STUDENT

Where is Josue from?




1.1 I'M BRAZILIAN. AND YOU?

LESSON OBJECTIVE
■ say where you're from

1 VOCABULARY: Countries and nationalities

A  1.03 Complete the chart. Then listen and check.

| Capital city | Country | Nationality |
|------------------|-------------------|--------------|
| Brasília | Brazil | 1 _____ |
| Santiago | Chile | Chilean |
| Beijing | China | Chinese |
| Bogotá | 2 _____ | Colombian |
| Quito | Ecuador | Ecuadorian |
| Paris | France | French |
| Tegucigalpa | Honduras | Honduran |
| Tokyo | Japan | Japanese |
| Mexico City | 3 _____ | Mexican |
| Lima | Peru | Peruvian |
| Moscow | Russia | 4 _____ |
| Seoul | South Korea | South Korean |
| Madrid | Spain | Spanish |
| Washington, D.C. | the United States | American |

B  Now do the vocabulary exercises for 1.1 on page 141.

C **PAIR WORK** Talk to a partner. Say your name, nationality, and city.

Hi! I'm Yessica. I'm Peruvian, and I'm from Callao.

Hello! I'm Daniel. I'm from Madrid, in Spain.

2 LANGUAGE IN CONTEXT

A Read the messages from students and teachers. What cities are they from? Who is a teacher?

← International school project

 Hi!

 Hi, I'm Gabi. I'm **Brazilian**. I'm from **São Paulo**.


 You're from **Brazil**! Wow! My name is Karina, and I'm from **Colombia**.


 Are you from **Bogotá**?


 No, I'm not. I'm from **Medellín**.


Write a message ...


← International school project

 My name is Antonio. I'm from **Mexico City** – in **Mexico**!

 Hi, I'm Max. I'm **Russian**. I'm from **Moscow**.

 Hi, Max. Are you a teacher?

 Yes, I am. And you?

 No, I'm not a teacher! I'm a student.

Write a message ...

3 GRAMMAR: *I am, you are*

A Circle the correct answers. Use the sentences in the grammar box to help you.

- 1 For questions (?), say *Are you ... ? / You are ... ?*
- 2 For affirmative (+) answers, say *Yes, I am. / Yes, I'm.*
- 3 For negative (-) answers, say *No, I not. / No, I'm not.*

I am (= I'm), you are (= you're)

I'm Brazilian.

I'm not from Lima.

Am I in room 6B?

You're from Mexico City.

You're not from Bogotá.

Yes, you are. / No, you're not.

Are you from Tokyo?

Yes, I am. / No, I'm not.

B Complete the sentences.

- 1 _____ 'm Ecuadorian.
- 2 Wow! _____ 're from Rio!
- 3 _____ you from Quito?
- 4 A Are you American?
B Yes, I _____.

C Now go to page 129. Look at the grammar chart and do the grammar exercise for 1.1.

D Look at the chart. You are Alex. Write four sentences. Then read the information in the Accuracy check box and check your work.

| Name | City | Nationality | Country |
|------|---------|-------------|-------------------|
| Alex | Orlando | American | the United States |

- 1 _____ 3 _____
- 2 _____ 4 _____

✓ ACCURACY CHECK

Use I with *am*.
~~Am~~ Spanish. ✗
I'm Spanish. ✓

E PAIR WORK Choose a name. Don't tell your partner. Ask and answer questions to find the person.

Harry,
student
New York
American

Barbara,
student
New York
Brazilian

Mike,
student
Chicago
American

Victor,
student
Chicago
Brazilian

Kristy,
teacher
New York
American

Nayara,
teacher
New York
Brazilian

Robert,
teacher
Chicago
American

Juliano,
teacher
Chicago
Brazilian

Are you a student?

Yes, I am.

Are you from New York?

No, I'm not. I'm from

4 SPEAKING

GROUP WORK Imagine you're a different person. Choose a new name, city, nationality, and country. Talk to other people. Ask questions. For ideas, watch Anderson.



What's Anderson's city, nationality, and country?



1.2

WHAT'S YOUR LAST NAME?

LESSON OBJECTIVE

- ask for and give personal information

1 LANGUAGE IN CONTEXT

A 1.04 Rudy and Juana are at a conference. Listen to the conversation. Check (✓) the information they say.

- ☐ college name
- ☐ company name
- ☐ email address
- ☐ first name
- ☐ last name (= family name)

B 1.04 Read and listen again. What information do they spell?

INSIDER ENGLISH

Say *Uh-huh* to show you are listening.
My last name is Garcia. G-A-R-C-I-A.
Uh-huh. What's your email address?

1.04 Audio script

- Rudy

So, your **first name** is Juana. H-U- ...
- Juana

No. J-U-A-N-A. My **last name** is Garcia. G-A-R-C-I-A.
- Rudy

Uh-huh. What's your **email address**?
- Juana

It's juanagarcia@bestmail.com.
- Rudy

And what's the name of your **college**?
- Juana

It's Garcia College. I'm Juana Garcia from Garcia College!
- Rudy

Great! OK, my last name is Jones.
- Juana

OK. What's your email address?
- Rudy

It's rudythejones@kmail.com.
- Juana

Rudy*the*jones! The? T-H-E?
- Rudy

Yes. R-U-D-Y-T-H-E-J-O-N-E-S.
- Juana

From Jones College?
- Rudy

No! From Miami Dade College.



2 VOCABULARY: The alphabet; personal information

A 1.05 Read and listen. Then listen again and repeat.

Aa Bb Cc Dd Ee Ff Gg Hh Ii Jj Kk Ll Mm
Nn Oo Pp Qq Rr Ss Tt Uu Vv Ww Xx Yy Zz

B 1.06 Listen and circle the spelling you hear.

- | | | | |
|------------------|----------------------|----------------------|----------------------|
| 1 first name: | a Raymund | b Raimund | c Raymond |
| 2 last name: | a Cummings | b Cummins | c Comyns |
| 3 email address: | a cb_smith@kmail.com | b cg_smith@kmail.com | c cd_smith@kmail.com |
| 4 college: | a Wallice | b Wallis | c Wallace |
| 5 company: | a Jeferson | b Jefferson | c Jeffersen |

C Now do the vocabulary exercises for 1.2 on page 141.

D **PAIR WORK** Talk to a partner. Say your first name, last name, email address, and college or company name.

In email addresses:

- "." is "dot"
- "@" is "at"
- "_" is "underscore"

3 GRAMMAR: *What's ... ? , It's ...*

A Circle the correct answers. Use the sentences in the grammar box to help you.

- For questions, say *What's ... ? / It's ...*
- For answers, say *What's ... ? / It's ...*

What's ... ? (= What is), It's ... (= It is)

| | |
|----------------------------------|----------------------|
| What's your first name? | It's Juana. |
| What's the name of your college? | It's Garcia College. |

ACCURACY CHECK

Use the apostrophe (').
~~Whats~~ your first name? X
What's your first name? ✓
~~Its~~ Juana. X
It's Juana. ✓

B Write *What's* or *It's* in the spaces. Match the questions (1–3) with the answers (a–c). Then check your accuracy.

- | | |
|-----------------------------------|-------|
| 1 _____ the name of your company? | _____ |
| 2 _____ your last name? | _____ |
| 3 _____ your email address? | _____ |
| a _____ luzmendes@xyz.com. | |
| b _____ Mendes. | |
| c _____ Warton Homes. | |

C Now go to page 129. Look at the grammar chart and do the grammar exercise for 1.2.



4 SPEAKING

A Look at the information in the box. Circle three things to talk about.

college name company name email address first name last name

B **CLASS WORK** Talk to other people. Ask questions about the information in the box.

What's the name of your college?

It's Wallace College.

1.3 THIS IS THE KEY

LESSON OBJECTIVE
■ check in to a hotel

1 VOCABULARY: Numbers

- A 1.07 Listen and repeat the numbers.
- | | | | |
|--------|---------|---------|--------|
| 0 zero | 3 three | 6 six | 9 nine |
| 1 one | 4 four | 7 seven | 10 ten |
| 2 two | 5 five | 8 eight | |

INSIDER ENGLISH

For 0, say **zero** or **oh**.
Your room number is two-**zero**-one.
My address is seven-**oh**-nine ...

- B Say a number from exercise 1A. Your partner points to the number. Then change roles.

2 FUNCTIONAL LANGUAGE

- A 1.08 Paulo is at a hotel. Read and listen. Check (✓) the information the hotel clerk asks for.

- | | | |
|--|--|--------------------------------------|
| <input type="checkbox"/> cell phone number | <input type="checkbox"/> company | <input type="checkbox"/> name |
| <input type="checkbox"/> city | <input type="checkbox"/> email address | <input type="checkbox"/> room number |

1.08 Audio script

- | | | | |
|--------------|--|--------------|---|
| Clerk | Welcome to New York! What's your name? | Paulo | OK. |
| Paulo | I'm Paulo Vasques. I'm here for three nights . | Clerk | Thank you. This is the key . It's room 6B. |
| Clerk | Ah, yes. What's your cell phone number? | Paulo | 6D. Thanks. |
| Paulo | It's (593) 555-2192. | Clerk | No, you're not in 6D. You're in room 6B. |
| Clerk | Thanks. And what's your email address? | Paulo | Oh, OK. Thank you. |
| Paulo | It's pvasques89@travelmail.org. | Clerk | You're welcome. |
| Clerk | Thanks. One moment. Please sign here. Here's a pen. | | |



- B Complete the chart with expressions in **bold** from the conversation above.

| Checking in (clerk) | | Checking in (Paulo) |
|--|----------------------------------|------------------------------------|
| What's your ¹ _____ number? | Here's a ³ _____ . | ⁶ _____ (593) 555-2192. |
| Please ² _____ here. | This is the ⁴ _____ . | I'm here for three |
| | It's room 6B. | ⁷ _____ . |
| | ⁵ _____ room 6B. | |

- C 1.09 Complete the conversations. Then listen and check. Practice with a partner.

- | | |
|---|---|
| 1 A What's your <i>email / cell phone number</i> ? | B I'm / It's (593) 555-3194. |
| 2 A Please <i>sign / write</i> here. | B OK. |
| 3 A Hello. Welcome to the Garden Hotel. | B Thanks. I'm here for two <i>mornings / nights</i> . |
| 4 A <i>This is / It's</i> the key. You're in room 4D. | B OK. Thanks. |
| 5 A <i>Here's a / You're</i> pen. | B Thank you. |

3 REAL-WORLD STRATEGY

- A 1.10 Listen to a conversation. Circle the correct answers.
1 The woman is at a hotel / home. 2 She says her room number / cell phone number.
- B 1.10 Read about checking spelling in the box below. Listen to the conversation again.
What does the man ask the woman to spell?

CHECKING SPELLING

To check spelling, ask *How do you spell your first name / your last name / it?*
My name is Paulo Vasques.
How do you spell your last name?
V-A-S-Q-U-E-S.




- C 1.11 Listen to the questions. Answer the questions and spell words.
1 How do you spell your last name?

R-I-V-E-R-A.

4 PRONUNCIATION: Saying /ɪ/ and /i/ vowel sounds

- A 1.12 Listen and repeat the two different vowel sounds.
/ɪ/ six You're in room 6A. /i/ three You're in room 3A.
- B 1.13 Look at the underlined letters below. Then listen and repeat. What vowel sounds do you hear? Write A for words with /ɪ/, for example *six*. Write B for words with /i/, for example *three*.
- | | | |
|------------|------------------|--------------|
| 1 ___email | 3 ___information | 5 ___key |
| 2 ___is | 4 ___please | 6 ___company |
- C 1.14 PAIR WORK Listen to the conversations. Underline words with the vowel sounds /ɪ/ and /i/. Then practice with a partner.
- | | |
|--|------------------------------------|
| 1 A Is this your key? | B No, it's the key for room three. |
| 2 A What's your company email address? | B It's c.b.smith@wallis.com. |
| 3 A What's your Instagram name? | B It's SusieSix. |

Welcome to the Tree House Hotel!



5 SPEAKING

- A PAIR WORK Put the conversation in the correct order. Then practice with a partner.
- | | |
|--|--|
| <input checked="" type="checkbox"/> 7 A Thanks. One moment. Please sign here. | <input type="checkbox"/> A Ah, yes, two nights. What's your cell phone number? |
| <input checked="" type="checkbox"/> 5 A Great. Thank you. And what's your email address? | <input type="checkbox"/> B It's (298) 555-1257. |
| <input type="checkbox"/> B I'm Marie Bernard. I'm here for two nights. | <input type="checkbox"/> A Thank you. This is the key. It's for room 7C. |
| <input type="checkbox"/> B OK. | <input checked="" type="checkbox"/> 1 A Hi. Welcome to the Tree House Hotel! What's your name? |
| <input type="checkbox"/> B It's mbernard87@mymail.org. | |
- B PAIR WORK Choose a hotel in your city. One person is a hotel clerk, and the other person is a visitor. Then change roles.

Hi. Welcome to the International Hotel. What's your name?

I'm Jae-hoon Park. I'm here for two nights

- C PAIR WORK Student A: Go to page 156. Student B: Go to page 158. Follow the instructions.

1.4 MY PROFILE

LESSON OBJECTIVE
■ write a profile

1 VOCABULARY: Jobs

A 1.15 Listen and repeat.



2 READING

- A **SCAN** Read the profiles. Circle **three** job words from exercise 1A.
- B **READ FOR DETAILS** Read the profiles again. Complete the chart.

| | | |
|-------------|-------|-------|
| First name | Akemi | |
| Last name | | Silva |
| City | | |
| Nationality | | |
| Company | | |
| School | | |

- C **PAIR WORK** One person is Akemi. One person is Frank. How are you different?

I'm Akemi. I'm a student.

I'm Frank. I'm not a student. I live in Texas ...

! Use *but* to connect two different ideas.
*I'm Peruvian, **but** my home is in the United States.*

! People say, *I'm from Paris*. People also say, *I **live** in Paris.* (= Paris is my home now.)


STUDIO 10 STORE PROFILES Meet the artists

ABOUT AKEMI

I'm Akemi Tanaka. I live in San Diego, but I'm not American. I'm Japanese. My company is Tanaka Paints. My phone number is (324) 555-6053, and my email is akemit2000@tanakapaints.com. I'm an artist, and I'm a student, too. The name of my school is The Art Institute. It's in California.

ABOUT FRANK

My name is Frank Silva. I live in Austin, Texas, in the United States. I'm American and Brazilian. The name of my company is Designs by Frank. It's in my home in Austin. I'm an art teacher, too. The classes are in my home. My phone number is (780) 555-5230, and my email is designsbyfrank@blinknet.com.



3 WRITING

A Read the profiles of two people. Where are they from? Who is a student?

Business Weekly



Meet the
sales team

Lima, Peru

Hello.
My name is
Juan Carlos Fernandez.
I am Peruvian. I am from
Trujillo, but I live in Lima now.
I am a salesperson. The name of my
company is Omega Sales. My email is
jcfernandez_511@omsmail.com, and
my cell phone number is (962) 555-3198.

Class Connect –

find students around the world



Me, Katya!

Hi! I'm Katya Ivanova. I'm from Russia.
My home is in St. Petersburg. It's a great
city. I'm an English student. The name
of my school is Popov College of English.

@ email: kativanova@popovnet.ru
Twitter: katya_ivanova98

B PAIR WORK THINK CRITICALLY The two profiles are different.
Why? Discuss with a partner.

C WRITING SKILLS Read the rules. Then find two or more
examples for the rules in the profiles.

A
B
C

- Use capital letters (A, B, C ...):
- for I (I'm)
 - for names of people
 - for names of places, companies, schools
 - for nationalities and languages
 - at the beginning of sentences

Use a period (.) at the end of statements.

WRITE IT

- D Choose a work profile or a personal profile. Then write your profile.
Use the profiles in exercise 3A for an example.
- E GROUP WORK Work in groups. Read other profiles. Are they work profiles
or personal profiles? Say why.

REGISTER CHECK

Hello, Hi, and Hey
Use *hello* in formal writing or speaking, for example at work.
Hello. My name is Juan Carlos Fernandez.
Use *hi* in informal writing or speaking, with friends and family.
Use *hey* when you speak to friends and family.
Hi! I'm Katya Ivanova.



1.5

TIME TO SPEAK
People from history

LESSON OBJECTIVE
■ meet new people

A Who are the people in the pictures? Tell your partner.



B Read the conversations (1–3). Then match them to a–c. Which conversation is with three people?

- | | | |
|------------------------------|-------------------------------|--------------------|
| a an introduction ____ | b a greeting ____ | c a goodbye ____ |
| 1 A Good evening. | 2 A Gabi, this is Caio. | 3 A See you later. |
| B Hello. How are you? | B Hi, Gabi. Nice to meet you. | B Bye. |
| A I'm fine, thanks. And you? | C Nice to meet you, Caio. | |
| B I'm fine. | | |

C PREPARE Practice the conversations from exercise B. Then change roles.



D RESEARCH Imagine you're at a party for people from history. Choose a person. You can go online and find the nationality and home city for your person. Create and write down a cell phone number.

E ROLE PLAY Imagine you're the person from exercise D. Meet other people at the party. Write notes.

F AGREE Say the nationality, city or phone number of a person from the party. Other students say the person.

G DISCUSS Who is your favorite person from the party?

» To check your progress, go to page 152. »

USEFUL PHRASES



ROLE PLAY
Are you (American)?
Yes, I am. / No, I'm not. I'm ...
I'm from (city).
How do you spell it?
A What's your cell phone number? B It's ...



AGREE
The person is from (city). / The phone number is ...
It's (name of person).



DISCUSS
My favorite person is ...
Me, too.