



DEAR TEACHERS

I'm delighted that you've chosen our official preparation materials to prepare for a Cambridge English Qualification.

We take great pride in the fact that our materials draw on the expertise of a whole team of writers, teachers, assessors and exam experts. These are materials that you can really trust.

Our preparation materials are unique in many ways:

- They combine the skills and knowledge of the teams at Cambridge Assessment English, who create the tests, and the teams at Cambridge University Press, who create the English Language Teaching materials.
- They draw upon the experience of millions of previous exam candidates – where they succeed and where they have difficulties. We target exercises and activities precisely at these areas so that you can actively 'learn' from previous test takers' mistakes.
- Every single task in our materials has been carefully checked to be an accurate reflection of what test takers find in the test.

In addition, we listen to what you tell us at every stage of the development process. This allows us to design the most user-friendly courses, practice tests and supplementary training. We create materials using in-depth knowledge, research and practical understanding. Prepare for Cambridge English Qualifications with confidence in the knowledge that you have the best materials available to support you on your way to success.

We wish you the very best on your journey with us.

With kind regards,

Pamela Baxter
Director
Cambridge Exams Publishing

PS. If you have any feedback at all on our support materials for exams, please write to us at cambridgeexams@cambridge.org



EXPERTS TOGETHER

Our aim is to deliver the materials you tell us you need. Exclusive insights from test development and candidate performance guarantee expert content. The result is a unique Exam Journey in each course, ensuring every student is ready on exam day.

From skills development to exam tasks, language discovery to real-world usage, we create better learning experiences, together.

REVISED EXAMS 2020

In 2020, the A2 Key, A2 Key for Schools, B1 Preliminary and B1 Preliminary for Schools exams are being updated!

Look out for all our new materials this year so that you can prepare in advance!



TO FIND OUT MORE VISIT

www.cambridgeenglish.org/key-and-preliminary

WELCOME TO PREPARE

STUDENT'S BOOK OVERVIEW

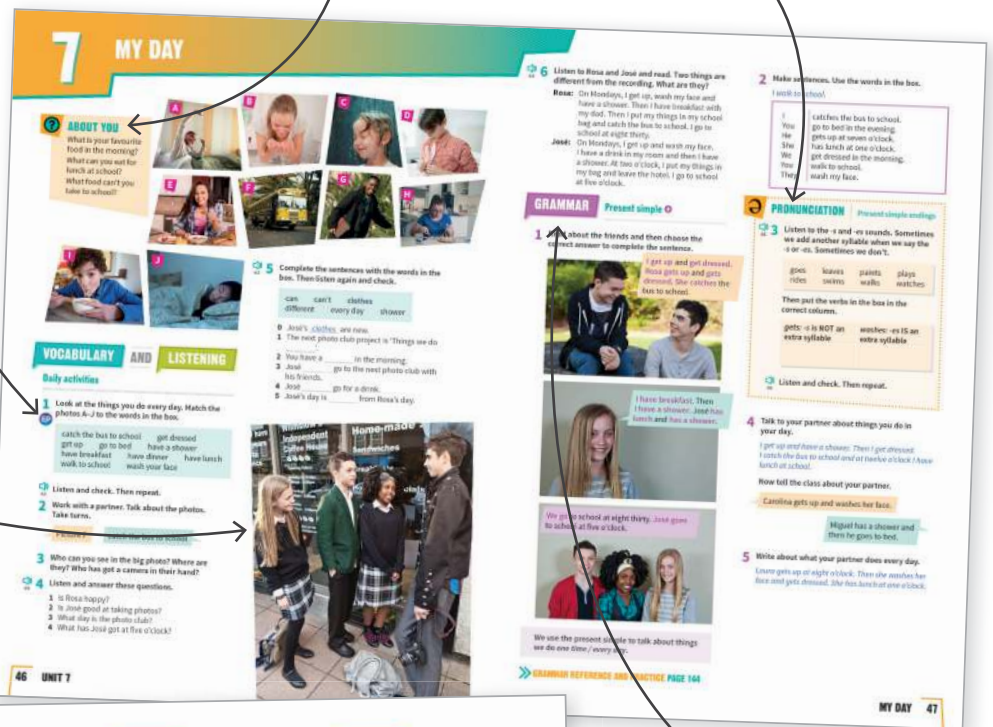
Each unit begins with **About you**, where students can talk about themselves and their lives.

There is comprehensive coverage of **pronunciation** in the Student's Book.

EP Vocabulary sets are informed by English Vocabulary Profile to ensure they are appropriate for the level.

Engaging photo stories involving the course characters appear throughout the Student's Book.

All reading texts are recorded, giving the option to listen and read or listen and check answers where appropriate.



Clear **grammar presentation** and practice is extended in the Grammar reference and practice section at the back of the book.

Speaking and **writing** are practised throughout the Student's Book to help students gain confidence.

Video interviews show real teens giving their opinion on the topic of the unit. Each video comes with a worksheet containing comprehension and discussion questions.



Motivating, topic-based **texts** are specifically chosen to engage and inform students.

Talking points provide opportunities to personalise language and encourage students to say what they think about the topic of the unit.



There is a **Life Skills** or **Culture** lesson after every two units. The **Culture** lessons highlight interesting aspects of culture in English-speaking countries.

In the **videos** found in each Culture lesson, students can watch interesting documentaries about the Culture topics. Each video comes with a worksheet for students to complete as they watch.

CULTURE
YOUTH CLUBS IN THE UK
FACTFILE Youth clubs in the UK
 Some young people go to youth clubs after school or on the weekend. Youth clubs are places where all young people can go. They don't cost a lot of money and some youth clubs are free (you pay no money). At a youth club you can:
 • play the things you want to do
 • meet other young people
 • learn new things
 • do fun activities

CITY YOUTH CLUB A place for all young people!
 Are you 10-18 years old?
 Open Monday to Friday, 5 pm-8 pm.
 Only £2 a year.

PROJECT *Blog post*
 Imagine there's a youth club near your school. Work in small groups and write a blog page about the youth club. You can use the ideas for headings and questions below. Then find some photos or pictures for your blog.



Projects in the Life Skills and Culture lessons encourage students to work together to create something fun and expand their learning.

Life Skills lessons help students develop important skills for their everyday lives.

LIFE SKILLS ICT LITERACY
BEING CAREFUL ON THE INTERNET
LIFE SKILLS
 Being careful on the internet
 We can use the internet and be safe. Look at these safety tips:
 • Don't tell people your name, address or phone number.
 • Remember that some age limits when you use social media sites.
 • Ask adults for help.

BE SAFE!
 Do you use a computer?
 Are you safe on the internet?
 Do this quiz and see.

TALKING POINTS
 Do people feel good or bad when they get terrible emails or text messages? What do you and your friends think about cyber bullying?

USEFUL LANGUAGE
DO Write an email to your parents. Ask for help.
DON'T Answer bad messages. Put your phone on silent.

PROJECT
 With a partner, make a list of the internet sites. Write the headings, do and don'ts, and put your ideas under them.

REVIEW 2 UNITS 5-8

VOCABULARY
 1 Circle the odd word out.
 a) apples grapes grapes meat
 b) apple banana potato stand
 c) rice wheat wheat stand
 d) carrots chocolate chicken chicken

GRAMMAR
 1 Put the words in order and make questions. Then ask and answer.
 1 year / English / dad / speak / Does ??
 2 Does your dad speak English?
 3 Do you live in your club? / Tuesday / on / after school / is ?
 4 teacher / book / school / to / walk ?
 5 phone / you / I / have / for / the / play ?
 6 Do you / parents / you / I / year / before / seven / I / visit ?

READING
 1 Read the message from a pen pal website and answer the questions.
 penpalchatter.com
 HELLO! I'M A PEN PAL. I'M FROM THE USA. I'M 12 YEARS OLD. I LOVE TO READ AND I LOVE TO GO TO SCHOOL. MY FAVORITE SUBJECTS ARE MATHS AND SCIENCE. I LOVE TO PLAY FOOTBALL FOR MY SCHOOL.

LISTENING
 Listen to the interview. How many questions do you hear?
 Listen again and correct the sentences.
 1 Ingrid lives in London.
 2 Ingrid lives in London. She lives in San Antonio.
 3 Ingrid goes to school with her sister.
 4 Ingrid likes history and geography.
 5 Ingrid sees her friends every day.
 6 Ingrid watches sport on TV.
 7 Ingrid goes to skating on Sundays.

WRITING
 Write an email to Rodrigo. Answer his questions and tell him all about you.

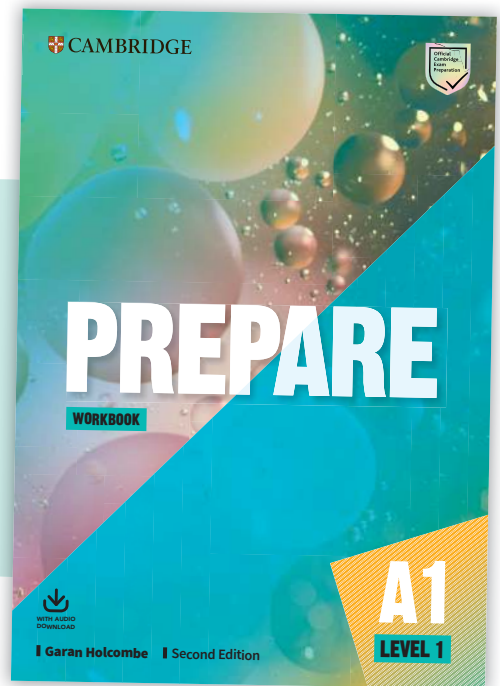
Review pages after every four units give further practice of language and skills.

COMPONENT LINE UP




Student's Book

The Student's Book covers a wide variety of teen-appeal topics. With a starter unit, twenty lively core units, Reviews, Culture and Life Skills sections, a Vocabulary list, and a Grammar reference and practice section, the Student's Book has all the material you need to create interactive, personalised lessons. Full audio and extensive video to accompany the Student's Book is available for teachers online or to download.



Workbook with Audio Download

The Workbook gives additional practice of all the language from the Student's Book. It also provides students with comprehensive skills development work and is suitable for use both in the classroom and for homework. Learners can access and download the audio files from e-Source using the code provided.



Online Workbook


The Online Workbook, delivered via the Cambridge Learning Management System, is a digital version of the Workbook with interactive exercises and tasks which provide further practice of the language and skills in the Student's Book. The Online Workbook also allows you to track your students' progress, highlighting areas of strength and weakness for ongoing performance improvement.

Teacher's Book with Downloadable Resource Pack

The interleaved Teacher's Book contains complete teaching notes for all of the Student's Book tasks, in addition to answer keys and audioscripts. With a wealth of lesson ideas, warmers, coolers and extension tasks, the Teacher's Book helps you manage mixed-ability classes and work with fast finishers. Information panels include background information about themes, topics and cultural events. Clear indications direct you to additional resources which support and extend learning.

The Downloadable Resource Pack, accessed via e-Source, includes Class Audio, Video and Photocopiable Worksheets. These provide an extensive suite of downloadable teacher's resources to use in class and include:

- Grammar worksheets (available at two levels of challenge: standard and plus)
- Vocabulary worksheets (available at two levels of challenge: standard and plus)
- Review Games
- Literature worksheets
- Speaking worksheets
- Writing worksheets
- Video worksheets
- Culture video worksheets




Presentation Plus

Presentation Plus is easy-to-use, interactive classroom presentation software that helps you deliver effective and engaging lessons. It includes all the Student's Book and Workbook content and allows you to present and annotate content.

Test Generator

The Test Generator allows you to download ready-made tests for each unit, term and end-of-year assessment or to build your own tests easily and quickly. All the tests are available at two levels of challenge: standard and plus, to help assess learners of mixed abilities.



UNIT	VOCABULARY	GRAMMAR	READING
0 IN THE CLASSROOM page 10	The alphabet Numbers Days The classroom Colours Months	<i>a / an</i> <i>this, that, these, those</i>	
1 ALL ABOUT ME page 14	Objects and people Countries and nationalities	Determiners <i>be</i> singular + <i>be</i> plural + <i>be</i> singular and plural -	Tell us about you ∅ <i>from</i>
2 MY FAMILY page 18	Families Adjectives: feelings	Determiners Possessive 's <i>be</i> ? and short answers	Read about a family ∅ <i>and</i>
Culture The United Kingdom page 22			
3 MY HOME page 24	Rooms Things in my room	<i>there is / there are; in / on</i> <i>have got</i> +	Your Rooms!
4 MY THINGS page 28	Things in my school bag Adjectives: things	<i>have got</i> - <i>have got</i> ?	What have you got in your school bag today? ∅ Syllables
Life Skills Creativity & innovation: Being creative and being you page 32			
Review 1 Units 1–4 page 34			
5 WHAT CAN YOU DO? page 36	Activities and skills Parts of the body	<i>can / can't</i> ∅ <i>can / can't</i> Prepositions: <i>in, on, behind, under</i>	Rubberboy
6 PARTY TIME! page 40	Food and drinks Telling the time (1)	Countable and uncountable nouns <i>some, any, lots of</i> ∅ <i>some</i> Prepositions: <i>on, at, from, until</i>	Party invitations
Culture Holidays in the USA page 44			
7 MY DAY page 46	Daily activities Telling the time (2)	Present simple + ∅ Present simple endings Present simple -	My Brazil blog
8 AT SCHOOL page 50	School subjects Words with two meanings	Present simple ? <i>Wh-</i> questions ∅ <i>Wh-</i> questions	School of the Air
Life Skills Study skills: Learning English page 54			
Review 2 Units 5–8 page 56			
9 FEELING GOOD page 58	Sports and activities Health	<i>like</i> + - Pronouns	Ask the doctor
10 THINGS WE DO page 62	After-school activities Jobs around the house	Present continuous + - Present continuous ? ∅ Yes / No questions	What are you doing?
Culture Youth clubs in the UK page 66			

Key to symbols: ∅ Pronunciation  Video

LISTENING	SPEAKING	WRITING	VIDEO
	Asking and answering questions about personal details		
A conversation about making introductions	Telling your friend about you		
A conversation about feelings		A web page to describe a person in your family	▶ Me and you
			▶ Wales
A conversation about the rooms in a house and a flat	∅ Lists Giving a list of what you have in your bedroom		
Descriptions of things		A questionnaire asking <i>have you got</i> questions	▶ Things in your bag
A meeting of the photo club	Asking and answering <i>can you</i> questions		▶ What can you do?
Talking about the class party		An invitation to a party	
			▶ Fourth of July in the USA
A conversation about the photo club's day	Telling a partner about your daily routine		▶ Daily routine
Talking about changes in the school timetable		Interview questions about school life	▶ School subjects
Talking about sports and activities ∅ Word stress	Discussing five things you like doing at the weekend		▶ Feeling good
Talking about after-school clubs		Writing a blog about yourself	
			▶ Boy and Girl Scouts

UNIT	VOCABULARY	GRAMMAR	READING
11 MY DIGITAL LIFE page 68	Entertainment Technology	Adverbs of frequency: <i>always, often, sometimes, never</i> <i>How much ...? / How many ...?</i> ∅ /w/ and /v/	Conversations about digital devices
12 WORKING LIFE page 72	Jobs In a café	Present simple and present continuous <i>can</i> : requests and permission ∅ Intonation	A story about working in a café
Life Skills ICT literacy: Being careful on the internet page 76			
Review 3 Units 9–12 page 78			
13 PLACES page 80	Places in a town Adjectives: places	<i>Is there a ...? / Are there any ...?</i> Prepositions: <i>inside, outside, above, below, near</i>	My favourite place
14 OUT AND ABOUT page 84	Transport Phrases: going out	<i>because, and, but, or</i> ∅ Final /m/ and /n/ sounds <i>Let's ..., Shall we ...?</i>	Getting around London
Culture Museums around the world page 88			
15 WHAT SHALL I WEAR? page 90	Clothes Phrases: people	Plurals: spelling ∅ Plurals Describing people	Describing people and their clothes
16 BUY IT! page 94	Shopping Money and prices	<i>need, want too</i>	Conversations about buying things ∅ /f/ and /s/
Life Skills Social responsibility: Looking after our world page 98			
Review 4 Units 13–16 page 100			
17 DIFFERENT PLACES page 102	The natural world Adjectives: opinions	Comparatives: short adjectives ∅ <i>than</i> Comparatives: long adjectives	Great days out
18 THE WEATHER page 106	Weather Holidays	<i>it</i> Prepositions: <i>with, for, until</i>	What do you think about the weather? ∅ Vowel sounds
Culture Beach culture in Australia and New Zealand page 110			
19 A FANTASTIC CONCERT page 112	Adjectives (1) Adjectives (2)	Past simple: <i>be</i> ∅ <i>was</i> <i>Wh-</i> questions in the present and past	An article about a sound engineer
20 ANIMALS page 116	Wild animals Pets and farm animals	Past simple + ∅ Extra syllable Past simple -	Read about Alessandro's summer holiday
Life Skills Collaboration: Deciding things together page 120			
Review 5 Units 17–20 page 122		Extra activities page 124	Vocabulary list page 126

Key to symbols: ∅ Pronunciation  Video

LISTENING	SPEAKING	WRITING	VIDEO
An interview with a famous person	Telling people about your friends		
A talk about what jobs people in someone's family do		Preparing a menu and ordering in a café	
Talking about places in a town or city ə /s/ and /k/	Asking and answering questions about where you live		▶ Favourite places
Conversations about meeting friends at the weekend		Writing an email to your friend and giving ideas for things to do	
			▶ Famous museums around the world
A conversation about wearing clothes	Describing your carnival clothes		▶ Clothes
A conversation about going shopping		Writing a shopping conversation	
A conversation about a house	Asking and answering questions about which places you want to visit		▶ Great places
Phone messages about people's holidays		Writing a postcard about your holiday	▶ The weather
			▶ A Trip to New Zealand
A story about going out with friends	Asking and answering questions about the past and present		
A radio interview about animals		Writing a review of your school year	