

# CAMBRIDGE PRIMARY English

Learner's Book

5

**Sally Burt and Debbie Ridgard**



**CAMBRIDGE**  
UNIVERSITY PRESS

**CAMBRIDGE**  
UNIVERSITY PRESS

University Printing House, Cambridge CB2 8BS, United Kingdom

Cambridge University Press is part of the University of Cambridge.

It furthers the University's mission by disseminating knowledge in the pursuit of education, learning and research at the highest international levels of excellence.

[www.cambridge.org](http://www.cambridge.org)

© Cambridge University Press 2015

This publication is in copyright. Subject to statutory exception and to the provisions of relevant collective licensing agreements, no reproduction of any part may take place without the written permission of Cambridge University Press.

First published 2015

Printed in India by Replika Press Pvt. Ltd

*A catalogue record for this publication is available from the British Library*

ISBN 978-1-107-68321-1 Paperback

Cambridge University Press has no responsibility for the persistence or accuracy of URLs for external or third-party internet websites referred to in this publication, and does not guarantee that any content on such websites is, or will remain, accurate or appropriate. Information regarding prices, travel timetables, and other factual information given in this work is correct at the time of first printing but the publishers do not guarantee the accuracy of such information thereafter.

.....  
NOTICE TO TEACHERS

It is illegal to reproduce any part of this work in material form (including photocopying and electronic storage) except under the following circumstances:  
(i) where you are abiding by a licence granted to your school or institution by the Copyright Licensing Agency;  
(ii) where no such licence exists, or where you wish to exceed the terms of a license, and you have gained the written permission of Cambridge University Press;  
(iii) where you are allowed to reproduce without permission under the provisions of Chapter 3 of the Copyright, Designs and Patents Act 1988, which covers, for example, the reproduction of short passages within certain types of educational anthology and reproduction for the purposes of setting examination questions.



# Contents

<b>Introduction</b>	5		
<b>1 There's a lesson in that</b>	6	<b>4 Myths and legends forever</b>	54
1 Read a story by Aesop	6	1 Test your knowledge of	
2 Check your understanding	9	myths and legends	54
3 Story features	10	2 Explore the text	57
4 What about my point of view?	11	3 Direct and reported speech	58
5 Proverbs tell a tale	14	4 Test your knowledge	59
6 A twist in the traditional tale	15	5 Work with words	61
7 It's all about dialogue	18	6 Who is a hero?	62
8 Figurative language	20	7 Meet a hero of old	64
9 Hold a discussion forum	21	8 Develop your language skills	66
10 Test your knowledge	22	9 Developing a viewpoint	68
11 and 12 Retelling a fable	23	10 Build a short screenplay	69
		11 and 12 Writing your own myth	
<b>2 Exploring space</b>	24	or legend to tell	70
1 What is 'out there'?	24	<b>5 Tell me how ...</b>	72
2 Building sentences	27	1 Share your knowledge	
3 and 4 Comparing biographies	29	about salt	72
5 Making links	31	2 Learn about style	74
6 The past tense	32	3 Follow instructions	76
7 and 8 Plan and write		4 Be clear and precise	77
a biography	34	5 Write instructions	79
9 and 10 Discuss interviews	35	6 and 7 Find out more	80
11 Read and compare journals	38	8 Make notes	82
12 Write a journal or blog	41	9 Use connectives	83
		10 Working with complex	
<b>3 Reflections</b>	42	sentences	85
1 Listen and discuss	42	11 and 12 Write an explanation	
2 Read and compare	44	text	86
3 Understand the form of			
a haiku	46		
4 and 5 Write a haiku	49		
6 Compare and perform			
poems	51		


<b>6 A different type of story</b>	88	<b>Spelling activities</b>	143
1 <i>The Way through the Woods</i>	88	<b>Term 1</b> – Compound adjectives; ant or ent?; Use that root; Doubling consonants; Plurals;	
2 Develop your poetic language	90	<b>Term 2</b> – More plural rules; Word origins – Days of the week; Use prefixes to form antonyms; Explore opposites; Comparative spelling; Spelling patterns;	
3 Something lost	91	<b>Term 3</b> – Unusual plurals; More word roots; Noun or verb?; More spelling rules for the suffix ing; Choose the right synonym; i before e	
4 Read with understanding	94		
5 Not lost but found	95		
6 Use a frame to write a poem	98		
<b>7 A box of delights</b>	99	<b>Toolkit</b>	149
1 Fairy tales forever	99	Parts of speech; Review, edit and revise; Golden rules of speech making; The writing process; Reading strategies; Researching information; Online research; Writing instructions; Poet’s corner; Synopsis of Cinderella; Space biography fact files	
2 Compare and contrast	101		
3 Verb tenses	103		
4 and 5 Write a synopsis	105		
6 <i>The Iron Man</i>	106		
7 The Coming of the Iron Man	108		
8 Variety adds power to writing	110		
9 Traditional tales	112		
10 Pronouns and prepositions	114		
11 and 12 Your own tale	115		
<b>8 Share your views</b>	117		
1 Analyse a poster	117	<b>Acknowledgements</b>	160
2 Sound persuasive	118		
3 Compare posters	120		
4 and 5 Giving information	122		
6 Talk about films	124		
7 and 8 Analyse film reviews	126		
9 and 10 How to present an oral review	128		
11 and 12 Informal or formal	129		
<b>9 Lets’ perform</b>	133		
1 and 2 Poems to perform	133		
3 Stories to adapt	136		
4 Creating characters	138		
5 How to write a play script	140		
6 How to perform a play	142		


## Welcome to the Cambridge Primary English Series, Stage 5.


This Learner's Book takes you through Stage 5 of the Cambridge Primary curriculum. It contains nine units of lessons and activities to help you improve your reading, writing, speaking and listening skills. This book covers all the skills you need to develop in Stage 5.


Each term has two long units and one shorter one. Three units focus on fiction, three on non-fiction and three on poetry and plays. Each unit has a theme covering all sort of interesting topics. We hope you enjoy the variety and learn more about language and the different ways we express ourselves for different purposes.

These icons will show you how you're going to work:

 have a discussion

 do some reading

 do some writing

 role play, read out loud or do an oral activity

**AZ** do a spelling activity

Sometimes, your teacher will lead a discussion or explain an activity; sometimes you'll work in small groups or with a talk partner. At other times, you'll work alone. Some activities need you to read carefully to find specific information or notice particular techniques of writing, while other activities ask you to respond, discuss and even perform – especially the narrative poetry. All the activities have been designed to guide you and challenge you in your language adventure.

You'll find some extra help along the way, so look out for these features:



I am here to give you reminders and plenty of ideas.

### Tip

These tips give you handy hints as you work.

### Did you know?

These boxes encourage you to think broadly and do further research.

### How did I do?

These boxes ask you to evaluate how you are doing. Answer the questions honestly – there is no right or wrong answer.

### Language focus

These boxes explain helpful language rules. You'll need to remember the information to use again.

This course gives you the chance to share your ideas and check your progress and to build your confidence in expressing your own opinions orally or in your notebook.

On pages 143 to 148 you'll find helpful spelling rules and activities to practise and expand your knowledge of words and their spelling. You can go there whenever you like to check your own spelling skills.

On pages 149 to 158 you'll find a Toolkit – a set of resources you can use at any time. These include tools and tips such as an editing checklist, poetic devices and tips for making a speech.

We hope you enjoy the course and that it helps you to feel confident about responding to English, and using English in a variety of ways.