

UNIT

1

Making friends



In this unit, you learn how to . . .

Lesson A

- Ask questions to get to know your classmates using the simple present

Lesson B

- Talk about your favorite things
- Use responses with *too* and *either* to show what you have in common

Lesson C

- Start conversations with people you don't know
- Use *actually* to give new or surprising information

Lesson D

- Read an article about small talk
- Write a *How-to* article using correct punctuation



Before you begin . . .

Where do people make friends? What questions can you ask a new friend about these topics?

- school or work
- home and family
- free time
- favorite things

Lesson A Getting to know you

How well do you know your new CLASSMATES?



YOUR NAME

- 1. What's your name? _____
- 2. What does your name mean? _____
- 3. Are you named after someone? _____
- 4. Do you like your name? _____
- 5. *Do you have a middle name?* _____

LIFESTYLE

- 1. Are you a full-time student? _____
 - a. If yes: What's your major? _____
 - b. If no: What do you do for a living? _____
- 2. How do you get to work (or class)? _____
- 3. How long does it take? _____
- 4. _____

HOME AND FAMILY

- 1. Where do you live? _____
- 2. Do you like your neighborhood? _____
- 3. Do you live alone or with your family? _____
- 4. Where are your parents from? _____
- 5. _____

FRIENDS

- 1. Do you often make friends online? _____
- 2. What's your best friend like? _____
- 3. What does your best friend do? _____
- 4. What do you and your friends do when you get together? _____
- 5. _____

1 Getting started

- About you** **A Pair work** Write one more question in each section of the questionnaire. Then interview a partner and take notes.
- B Pair work** Tell a new partner five interesting things about your first partner.

2 Speaking naturally Stress and intonation

Do you have a *nickname*?

Yes. People call me *Jimmy*.

Are you from a big *family*?

Yes. I have four *sisters*.

What do you do for *fun*?

I go to the *movies*.

- A** **1.02** Listen and repeat the questions and answers above. Notice the stress on the important content word. Notice how the voice rises, or rises and then falls, on the stressed word.
- About you** **B Pair work** Ask and answer the questions. Give your own answers.

3 Grammar Present of *be* and simple present (review) 1.03

Extra practice p. 140

Present of *be*

Are you from a big family?
Yes, I **am**. I'm one of six children.
No, I'm **not**. There **are** only two of us.

Are you and your friends full-time students?
Yes, we **are**. We're English majors.
No, we're **not**. We're part-time students.

What's your name? **Is** it Leo?
Yes, it **is**. My name's Leo Green.
No, it's **not**. My name **isn't** Leo. It's Joe.

Where **are** your parents from? **Are** they from Peru?
Yes, they **are**. They're from Lima.
No, they're **not**. My parents **aren't** from Peru.

Simple present

Do you **have** any brothers and sisters?
Yes, I **do**. I **have** a brother.
No, I **don't**. I'm an only child.

Do you and your friends **get together** a lot?
Yes, we **do**. We **go out** all the time.
No, we **don't**. We **don't have** time.

What **does** your brother **do**? **Does** he **go** to college?
Yes, he **does**. He **goes** to the same college as me.
No, he **doesn't**. He **works** at a bank.

Where **do** your parents **live**? **Do** they **live** nearby?
Yes, they **do**. They **live** near here.
No, they **don't**. They **don't live** around here.

A Think of a possible question for each answer. Compare with a partner.

1. A _____?
B No, I'm not. I have a brother and a sister.

2. A _____?
B She works at a software company.

3. A _____?
B No, I don't. I usually use my dad's car.

4. A _____?
B Turquoise. And I like blue, too.
5. A _____?
B Yeah, they are. My grandparents are from here, too.

6. A _____?
B We usually go shopping or have lunch.

7. A _____?
B No, she doesn't. She lives an hour away.

8. A _____?
B My classmates? They're all smart.

About you B Pair work Ask your questions. Give your own answers.

4 Listening and speaking What's the question?

A 1.04 Listen to Miranda's answers to these questions.
Number the questions 1 to 6.

- ☐ Do you have any pets?

☐ Do you ever go out on weeknights?

☐ What's your favorite band?
- ☒ 1 What's your favorite season?

☐ How much time do you spend with your family?

☐ What do you usually do on the weekends?

B 1.04 Listen again. What do you learn about Miranda?
Take notes for each question.

About you C Pair work Ask and answer the questions above. Ask your partner follow-up questions to keep the conversations going.

Common errors

Use *do* or *does* in simple present questions.

What **do** you study?
Where **does** your family live?
(NOT ~~What you study?~~
~~Where your family live?~~)



Lesson B Things in common

1 Building language

A 1.05 Listen. What do these friends have in common? Practice the conversations.



A Dogs are so noisy, and they always wreck things. I'm just not an animal lover, I guess.
B Well, I'm not either. I'm allergic to dogs and cats.



A I don't watch much television.
B No, I don't either.
A I mean, I watch pro football.
B Yeah, I do too. But that's about it.



A I love shopping. I can shop for hours! Too bad I can't afford anything new.
B I know. I can't either. I'm broke.
A Yeah, I am too.

Figure it out B Complete the responses so the speakers agree. Use the conversations above to help you.

1. A I'm a football fan.
B Yes, I am _____.

2. A I love shopping.
B Oh, I do _____.
3. A I don't like animals.
B No, I don't _____.

4. A I can't have a pet.
B I can't _____.

2 Grammar Responses with too and either 1.06

Extra practice p. 140

Present of be

I'm allergic to cats.
I am too.
I'm not an animal lover.
I'm not either.

Simple present

I watch pro football.
I do too.
I don't watch much television.
I don't either.

can

I can shop for hours!
I can too.
I can't afford anything new.
I can't either.

People also respond with *Me too* and *Me neither* (or *Me either*).

A Respond to these statements using *too* or *either*.
Then practice with a partner.

1. I watch a lot of sports on TV. *I do too.*

2. I'm allergic to nuts.

3. I can't afford a new laptop.
4. I'm not a morning person.

5. I don't have a pet.

6. I can eat chocolate all day.

About you B Pair work Student A: Make the statements above true for you.
Student B: Give your own responses.

A I don't watch a lot of sports on TV.
B I don't either. OR Really? I watch all the basketball games.

In conversation

People actually say **Me either** more often than **Me neither**.

Me either.

Me neither.

3 Building vocabulary

A Brainstorm! How many other words can you think of for each topic? Make a class list.

WEEKEND ACTIVITIES



play sports
eat out
sleep late
go to a club

TV SHOWS



the news
talk shows
cartoons
documentaries

FOOD



fruit
fish
vegetables
ice cream

CLOTHES



a sweater
a dress
a suit
a jacket

Word sort B Pair work Complete the chart with your favorite things. Compare with a partner. Then tell the class what you and your partner have in common.

| weekend activities | TV shows | food | clothes |
|--------------------|----------|------|---------|
| eat out | | | |

A I eat out on the weekends.
B I do too. } “We both eat out on the weekends.”

Vocabulary notebook p. 10

About you C Class activity Complete the sentences with your likes and dislikes. Then tell your classmates your sentences. Find someone with the same tastes.

| My tastes | Classmate with same taste |
|---|---------------------------|
| 1. I love _____. (type of food) | _____ |
| 2. I don’t _____ very often. (weekend activity) | _____ |
| 3. I like to wear _____. (item of clothing) | _____ |
| 4. I’m not a big _____ fan. (sport) | _____ |
| 5. I like _____. (color) | _____ |
| 6. I can’t stand _____. (type or name of TV show) | _____ |
| 7. I hate _____. (type of food) | _____ |

A I love pineapple.
B I do too. OR Oh really? I don’t like it so much.

Lesson C Conversation strategies

It's cold tonight.

1 Conversation strategy Starting a conversation

A What are good topics to talk about when you meet someone for the first time?
Check (✓) the boxes.

- ☐ your salary
- ☐ your family
- ☐ the weather
- ☐ someone's appearance
- ☐ your health
- ☐ where you live
- ☐ your problems
- ☐ things you see around you

B  1.07 Listen. What topics do Eve and Chris talk about?



Eve Ooh, it's cold tonight.
Chris Yeah, it is. But actually, I kind of like cold weather.
Eve You do? Really? . . . Boy, there are a lot of people out here tonight.
Chris Yeah, it gets pretty crowded on weekends.
Eve Do you come here a lot?
Chris Yeah, I do, actually.
Eve So are you a big hip-hop fan?
Chris Yeah, I am. Are you?
Eve Actually, no, but my brother's in the band tonight.
Chris Oh, really? Cool. . . . By the way, my name's Chris.
Eve Nice to meet you. I'm Eve.

C Notice how Eve starts a conversation with a stranger. She talks about the things around them, like the weather and the club, and asks general questions. Find examples in the conversation.

Ooh, it's cold tonight.
Do you come here a lot?

D Pair work Think of a situation where you could use each conversation starter below. Compare with a partner. Then role-play the conversations.

1. "The flowers are beautiful, huh? I love spring."

2. "Gosh, it's so crowded here. And it's hot!"

3. "Wow. The elevator is really slow today."

4. "Hi there. It's windy, huh?"

5. "Hmm. This food doesn't look too good."


6. "I'm a bit nervous. Is it your first class, too?"
- on a bench in a park

2 Strategy plus *Actually*

You can use *actually* to give new or surprising information.



You can also use *actually* to “correct” things people say or think.



- A So, you’re American?
B Well, *actually*, I’m from Canada.

But *actually*, I kind of like cold weather.

In conversation
Actually is one of the top 200 words.

A Match each conversation starter with a response. Then practice with a partner.

- | | |
|---|---|
| 1. It’s really chilly in here. <u> b </u> | a. Actually, I take the subway. It takes an hour. |
| 2. Is this your first class here? _____ | b. It’s the air conditioning. Actually, I feel OK. |
| 3. So, you’re a full-time student? _____ | c. Yes, it is, actually. I’m a little nervous. |
| 4. Do you like this neighborhood? _____ | d. Thanks. It’s actually from a vintage store. |
| 5. Do you drive to class? _____ | e. No, actually I’m from a small town about three hours away. |
| 6. I like your sweater. _____ | f. Yeah, I do, actually. It has some great stores. |
| 7. Do you play guitar or anything? _____ | g. Um, part-time, actually. I work in a hotel. |
| 8. So, you’re from around here? _____ | h. Actually, I do. And piano. |

About you **B Pair work** Start conversations using the ideas above. Use *actually* in your responses if you need to.

“It’s pretty warm in here.” “Yeah it is, but I kind of like it, actually.”

3 Listening and strategies This is a great party!

A 1.08 Listen to six people talk at Tom’s party. Which conversation starters are the people responding to? Number the sentences 1 to 6.

- | | |
|--|---|
| <input type="checkbox"/> Great music, huh? | <input type="checkbox"/> The desserts look good. |
| <input type="checkbox"/> Are you a friend of Tom’s? | <input type="checkbox"/> Is it me, or is it really hot in here? |
| <input checked="" type="checkbox"/> 1 This is a great party. | <input type="checkbox"/> I don’t really know anyone here. Do you? |

B 1.09 Now listen to the complete conversations. Check your answers. What six things do you find out about Tom?

About you **C Class activity** Imagine you are at a class party. Start conversations with your classmates. Find out something new about six classmates.

- A I like your jacket.
B Thanks. *Actually*, it’s from a vintage store.



Free talk p. 129

Lesson D Making small talk

1 Reading

A What is small talk? When do people use small talk? Tell the class.

B Read the title of the article and the introduction on the left. Think of a tip. Then read the whole article. Was your tip mentioned?

Reading tip

First, read and think about the title. Try to predict three ideas in the article.

Improve your skills and "SMALL TALK" your way to success

According to some surveys, the ability to make small talk is important for social and professional success. Chatting about topics like the weather or weekends helps you connect with people, and that can be the key to making friends or business contacts. You don't have to be outgoing to make small talk. Just follow these easy tips.



- 1 **S**MILE and say "Hello" when you meet someone new. Say your name and shake hands. Try to repeat the person's name: "Nice to meet you, Mariana."
- 2 **M**AKE a comment about your surroundings – for example, the weather ("It's really cold today.") or the event ("There are a lot of people here.").
- 3 **A**SK questions. Try to find something you have in common: "Are you new to the company, too?" However, don't ask very personal questions, for example about someone's salary or age.
- 4 **L**ISTEN actively. Show interest with comments like "Oh, really?" or "That's interesting." Keep eye contact, and don't look around the room during your conversation.
- 5 **L**EARN about what's going on in the world, so you can add to any discussion.
- 6 **T**AKE your time. Don't rush the conversation, and don't look at your watch. It can seem rude.
- 7 **A**NSWER people's questions with interesting or funny stories. People love stories and will remember you.
- 8 **L**EAVE politely. To end a conversation, say something like, "Well, it was nice talking to you." or "Great meeting you. Good luck with your job search!"
- 9 **K**EEP in touch. Send a quick email or text message. Say, "It was good to meet you."

C Read the sentences below. Which tips from the article are they examples of? Write the number of the tip.

- 1. "Well, it was great talking with you. By the way, here's my card." ____
- 2. "So, what kind of work do you do?" ____
- 3. "The desserts look really good." ____
- 4. "Hi, Carlos. Pleased to meet you. I'm Frank." ____
- 5. "Wow! That sounds amazing!" ____
- 6. "Well, I often go biking on the weekends. Actually, last weekend I got lost and . . ." ____

D Pair work Discuss the questions below.

- 1. Read tip 2 again. Can you think of another example comment?
- 2. Read tip 3 again. What other good questions can you think of?
- 3. Read tip 5 again. What is going on in the world at the moment? Choose two topics that you can use in a conversation.
- 4. Read tip 7 again. Do you have a funny story you can tell? What is it?
- 5. Can you think of one more tip on how to improve your “small talk” skills?

2 Writing How to improve ...

A Brainstorm ideas for each topic and write notes.

Improve your friendships

- 1. offer to do a favor for a friend
- 2. give compliments

Improve your social life

Improve your English

B Read the Help note and the extract from an article below. Correct the punctuation.

How to improve your friendships

are your friendships in good shape good friendships are important they can make us happy and healthy here are some tips to improve your friendships

1. **Keep in touch.** Text or call and ask how are you don't forget to say thank you when a friend helps you

Help note

Punctuation

- Use a CAPITAL letter to start a sentence.
- Use a comma (,) before quotation marks (“ ”) and in lists.
- Use a period (.) at the end of a statement and a question mark (?) at the end of a question.

C Write an article on one of the topics you brainstormed above. Give three tips. Then read a partner's article and check the punctuation. Can you think of another tip?

3 Talk about it Friendly conversations

Group work Discuss the questions. Find out about your classmates' conversation styles.

- ▶ When do you make small talk? What do you talk about?
- ▶ Do you think it's odd when a stranger talks to you?
- ▶ Are you a talkative person?
- ▶ Do you think you talk too much?
- ▶ Are you a good listener?
- ▶ Are you usually the “talker” or the “listener” in a conversation?
- ▶ What topics do you like to talk about?
- ▶ What topics do you try to avoid?





Vocabulary notebook

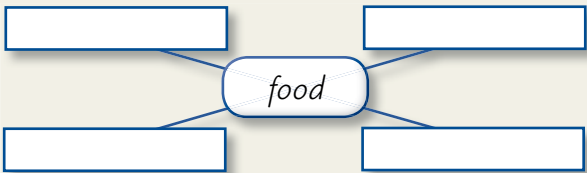
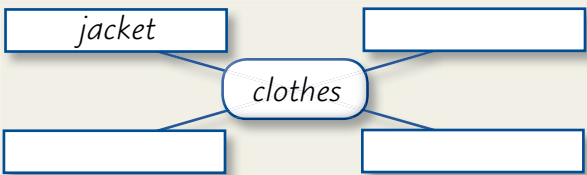
Webs of words

Learning tip *Word webs*

You can use word webs to organize your new vocabulary.

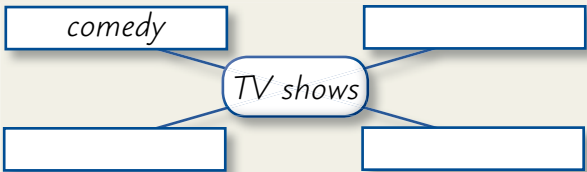
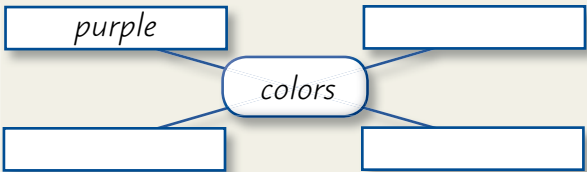
1 Complete the word webs for *clothes* and *food* using words from the box.

bread ✓jacket jeans pineapple rice skirt sweatshirt yogurt



2 Now make word webs about *colors* and *TV shows*. Write a sentence about each word.


I never wear purple.



On your own

Choose a letter of the alphabet.
Think of a color, a food, an activity, and an item of clothing that start with that letter.
Then make a sentence using the four words.

*I play tennis and eat
pineapple in pink pants.*



Can Do!

Now I can ...

☒ I can ... ☐ I need to review how to ...

- | | |
|--|---|
| <input type="checkbox"/> ask questions to get to know people. | <input type="checkbox"/> use <i>actually</i> to give new or surprising information. |
| <input type="checkbox"/> talk about my friends, family, and lifestyle. | <input type="checkbox"/> understand conversations about people's lifestyle. |
| <input type="checkbox"/> talk about myself and my favorite things. | <input type="checkbox"/> understand small talk. |
| <input type="checkbox"/> show I have things in common with people. | <input type="checkbox"/> read an article about small talk. |
| <input type="checkbox"/> start conversations with people I don't know. | <input type="checkbox"/> write a <i>How-to</i> article. |