

# CAMBRIDGE PRIMARY English

Learner's Book

4

**Sally Burt and Debbie Ridgard**



**CAMBRIDGE**  
UNIVERSITY PRESS

**CAMBRIDGE**  
UNIVERSITY PRESS

University Printing House, Cambridge CB2 8BS, United Kingdom

Cambridge University Press is part of the University of Cambridge.

It furthers the University's mission by disseminating knowledge in the pursuit of education, learning and research at the highest international levels of excellence.

[www.cambridge.org](http://www.cambridge.org)

© Cambridge University Press 2015

This publication is in copyright. Subject to statutory exception and to the provisions of relevant collective licensing agreements, no reproduction of any part may take place without the written permission of Cambridge University Press.

First published 2015

Printed in India by Replika Press Pvt. Ltd

*A catalogue record for this publication is available from the British Library*

ISBN 978-1-107-67566-7 Paperback

Cambridge University Press has no responsibility for the persistence or accuracy of URLs for external or third-party internet websites referred to in this publication, and does not guarantee that any content on such websites is, or will remain, accurate or appropriate. Information regarding prices, travel timetables, and other factual information given in this work is correct at the time of first printing but the publishers do not guarantee the accuracy of such information thereafter.

.....  
NOTICE TO TEACHERS

It is illegal to reproduce any part of this work in material form (including photocopying and electronic storage) except under the following circumstances:

- (i) where you are abiding by a licence granted to your school or institution by the Copyright Licensing Agency;
- (ii) where no such licence exists, or where you wish to exceed the terms of a licence, and you have gained the written permission of Cambridge University Press;
- (iii) where you are allowed to reproduce without permission under the provisions of Chapter 3 of the Copyright, Designs and Patents Act 1988, which covers, for example, the reproduction of short passages within certain types of educational anthology and reproduction for the purposes of setting examination questions.



# Contents

<b>Introduction</b>	5	<b>3 Mind pictures</b>	41
<b>1 Storybook</b>	6	1 Use your imagination	41
1 What makes a story a story?	6	2 Meet a modern poet who uses kennings	44
2 Extend your reading range	8	3 Plan and write a kenning poem	47
3 Read and present an extract	9	4 What is a colour?	49
4 Check your understanding	12	5 Focus on poetic technique	51
5 Work with verb tenses	12	6 Write a colour poem	53
6 Explore beginnings	15	<b>4 Just imagine</b>	54
7 Focus on character and setting	16	1 Read a blurb	54
8 Creating mind pictures from detail	19	2 <i>Harry's Mad</i>	56
9 Find out more about the story	19	3 Understand the plot	57
10 Practise using punctuation to read for meaning	21	4 Read more about Harry and Mad	59
11 Write a story starter competition entry	21	5 Present a dramatic reading	60
12 Write a story introduction	23	6 Check your understanding	62
<b>2 Going deep</b>	24	7 Work with adverbs	62
1 Talk about the sea	24	8 Learn more about apostrophes	63
2 Dictionary work	26	9 <i>The Voyages of Doctor Dolittle</i>	64
3 Identify root words	27	10 Focus on language	66
4 Ordering information	28	11 Make notes for a storyboard	67
5 Words in context	30	12 Present a storyboard of <i>The Lion and the Mouse</i>	69
6 Work with sentences	32	<b>5 Making the news</b>	70
7 Revise and use sentences, phrases and key words	33	1 Share information	70
8 Summarise the main idea	34	2 Link it up	71
9 Looking at tenses	38	3 Research information	73
10 Work with connectives	39	4 Building words	75
11 and 12 Collect information for an oral presentation	40	5 Compare information texts	77
		6 Ask questions	78

7	Ordering information	80	7	Write a personal profile	122
8	Write a headline	81	8	A promotional review	123
9	Use varying tenses	82	9	Adverbs of degree	125
10	Keeping things in order	83	10	Be persuasive	126
11 and 12	Write a news article	85	11 and 12	Present a persuasive speech	127
<b>6</b>	<b>Sensational poems</b>	86	<b>9</b>	<b>Poems to ponder</b>	130
1	Talk about it	86	1	Poems that play with words	130
2	Hear the sounds	87	2	Discuss poetic technique	132
3	Rhyming patterns	89	3	Prepare and perform a poem	133
4	Assonance	90	4	Moon poem	135
5	Punctuation gives expression	91	5	Appreciate the poem	137
6	Shape poems	92	6	Write a sun poem	139
<b>7</b>	<b>What would you do?</b>	94	<b>Spelling activities</b>	140	
1	Food for thought	94	<b>Term 1</b>	– Root words; Compound words; Syllables; Letter patterns and sounds; Silent letters; Word endings	
2	Making difficult decisions	97	<b>Term 2</b>	– Adding suffixes; -logy word families; Build word families; Vowel sounds; Homophones can trip you up!	
3	Summarise your understanding	99	<b>Term 3</b>	– Comparative spelling; Root words; Nifty numbers; Cardinal and ordinal numbers; Short and long vowel sounds	
4	Focus on the language	100	<b>Toolkit</b>	146	
5	Work with sentences	101		Parts of speech and articles; Punctuation; Reading skills; Poet's corner; Looking for information; The writing process; Reading aloud essentials; Exercise your listening skills; Editor's handbook	
6	What would you do?	102	<b>Acknowledgements</b>	154	
7	Notice the language	104			
8	Degrees of comparison	105			
9	<i>Cool!</i>	107			
10	Read about Robbie's classmates	109			
11	Explore how play scripts work	111			
12	Perform a play script	113			
<b>8</b>	<b>Food for thought</b>	114			
1	Introducing persuasive language	114			
2	Be descriptive	116			
3	Compare layout, purpose, language	117			
4	Analyse an advertisement	119			
5	Design an advertisement	121			
6	Introduce yourself	121			


## Welcome to the Cambridge Primary English Series, Stage 4.


This Learner's Book will take you through Stage 4 of the Cambridge Primary curriculum. It contains nine units of lessons and activities to develop your reading, writing, speaking and listening skills. This book covers all you need to know for Stage 4!


Three units focus on fiction, three on non-fiction and three on poetry and plays. Each unit has a theme covering a variety of topics so that there's something for everyone. You'll enjoy texts and extracts from a range of stories, legends, fables, accounts, recounts, biographies, autobiographies, diaries, journals and different types of poems. They have been carefully selected to reflect as many different interests as possible. The texts will teach you about language and allow you to communicate and express yourself in different ways.


Sometimes, your teacher will lead a discussion or explain the activity; sometimes you'll work in small groups or with a talk partner; at other times, you'll work alone. Some activities need you to listen for specific information while other activities ask you to read aloud or perform a role play.


These icons will show you how you're going to work:

 have a discussion

 do some reading

 do some writing

 role play, read out loud or do an oral activity

 do a spelling activity

The activities are designed to develop your reading, writing, listening and speaking skills and to explore, investigate, understand, use and develop your knowledge of English.

Here are some things to look out for:



Hello! I am here to guide and help you.

### Tip

These tips give you handy hints as you work.

### Did you know?

These boxes provide interesting information and opportunities for further research.

### How did I do?

These boxes help you check your own progress along the way.

### Language focus

These boxes will explain specific language rules.

On pages 140 to 145 you'll find interesting and enjoyable spelling rules and activities to practise and expand your knowledge of spelling. You can go there whenever you like to check your own spelling skills or to learn more about common spelling patterns and letter strings.

On pages 146 to 153 you'll find a Toolkit – a set of resources for you to use at any time. These include tools and tips such as an editing checklist, a self-evaluation tool for reading aloud and a list of group work rules.

We hope you enjoy the course and that it helps you feel confident about responding to English, and using English in a variety of ways.

Sally Burt and Debbie Ridgard