



Teacher's notes

Reinforcement worksheet 1

- Pupils trace over the numbers, count the number of stars inside each star, then match the numbers to the correct star.
- **Optional follow-up activity:** Pupils work in pairs, A and B. Pupil A holds up his/her hands and shows Pupil B a number of fingers. Pupil B points to the corresponding number on the worksheet and names it. Pupils A and B exchange roles.

Reinforcement worksheet 2

- Pupils look at the rainbow and try to remember the lyrics to the Rainbow song, then colour the numbered paint splashes across the top of their worksheet.
- Check pupils' answers before asking them to colour in the rainbow and colour monsters.

Key: 1 red, 2 yellow, 3 pink, 4 green, 5 orange, 6 purple, 7 blue.

- **Optional follow-up activity:** Demonstrate the following activity using exaggerated mouth shapes before putting pupils into pairs.
- Pupils work in pairs, A and B. Pupil A mouths a colour of the rainbow to Pupil B. Pupil B names the colour aloud. Pupils A and B exchange roles.

Extension worksheet 1

- Pupils count how many pictures there are of each character/object, and write the number in the answer box. Guide pupils through the example by getting them to find and circle all 6 Maries. Then ask them to colour all the Stellas with a pencil. Pupils can then use the 7 rainbow colours and finally count the Suzys left in white.

Key: Marie 6, Stella 9, Maskman 4, toy box 1, Monty 8, Mr Star 3, star 10, Simon 7, Mrs Star 5, Suzy 2.

- **Optional follow-up activity:** Pupils work in pairs, A and B. Pupil A says a number from 1 to 10. Pupil B names the correct character/object from the worksheet. Pupils A and B exchange roles.
- This activity can be made more challenging by playing it as a memory game with pupils' worksheets face down on the table.

Extension worksheet 2

- Pupils cut out the pictures from the story and place them in order.
- Pupils listen to the story (Track 1) and check their work. Then they number the pictures 1–6.

Key: 4, 5,
6, 1,
2, 3.


- **Optional follow-up activity:** Pupils make a zig-zag book. They fold a piece of A4 card in half lengthwise, then fold it again into three sections. They stick the pictures on each side in order.
- You may like to prepare a model in advance to show pupils the finished book.

Song worksheet



- Do a colour dictation. Say *Colour number one blue!* Pupils colour the paint splash on paintbrush number 1 in blue. Continue until pupils have coloured the paint splashes on each brush with all the colours from the Rainbow song.
- Pupils listen to the song (Track 2) and point to the corresponding paintbrush when they hear a colour. When pupils hear *I can sing a rainbow, sing a rainbow, sing a rainbow*, they make a large rainbow arch with both arms. When they hear *to you*, they point to a classmate. Play the song again so that pupils can join in.
- **Optional follow-up activity:** Pupils work in pairs, A and B. They both cut out their paintbrushes. Pupil A chooses a paintbrush in secret. He/She hides it behind his/her back. Pupil B can make three guesses in order to find out the colour. If Pupil B guesses correctly in three guesses, it's his/her turn. If not, Pupil A chooses another paintbrush and Pupil B tries again. Pupils A and B exchange roles.

Unit
1

Reinforcement worksheet 1




Trace, count and match.




Unit
1

Reinforcement worksheet 2



Think and colour.

- 1 ○ 2 ○ 3 ○ 4 ○ 5 ○ 6 ○ 7 ○




Unit
1

Extension worksheet 1



Count. Write the number.



Unit
1

Extension worksheet 2



Cut and order. Listen.

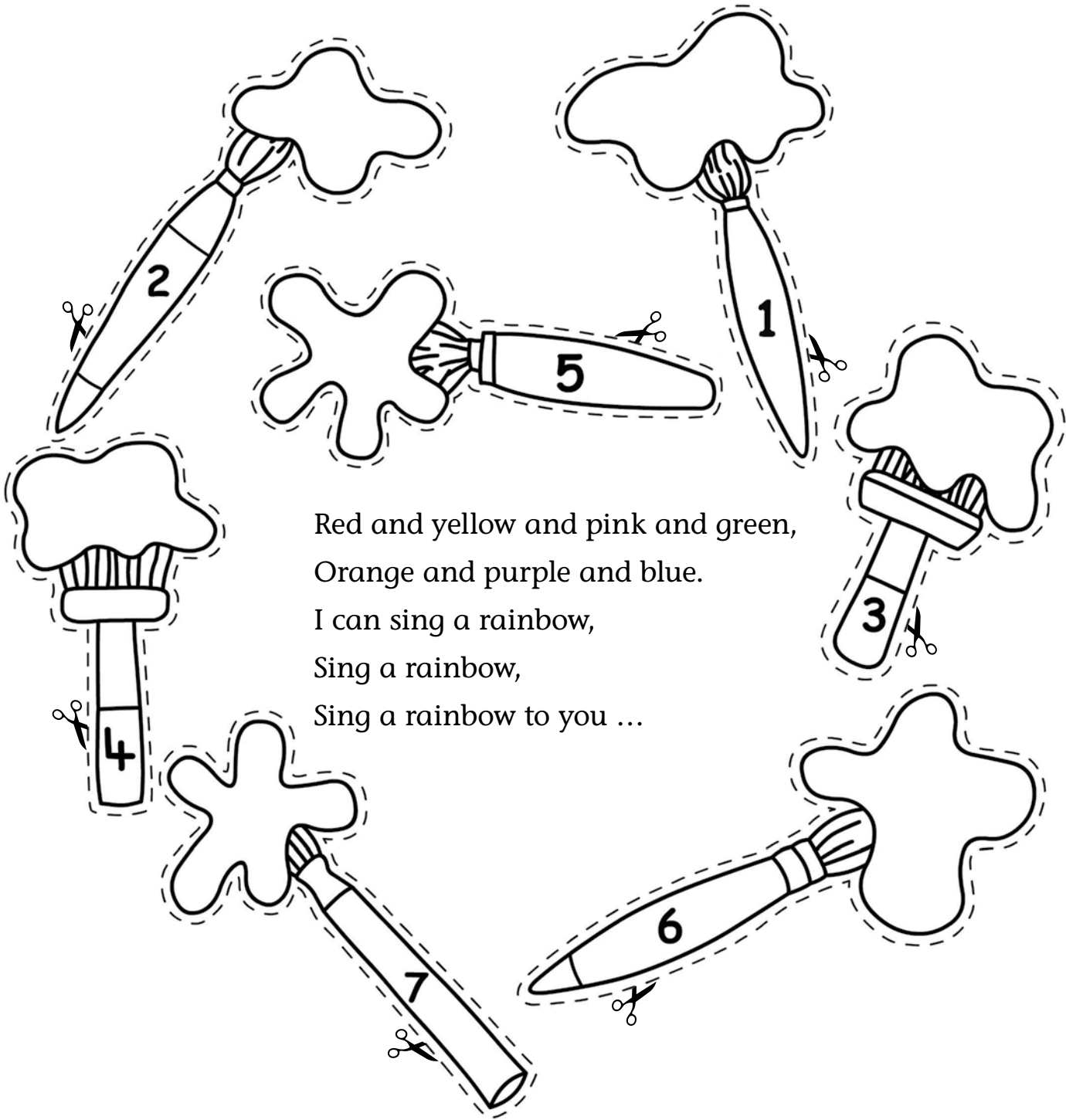


Unit
1

Song worksheet



2 **Colour. Listen and point. Sing.**



Red and yellow and pink and green,
Orange and purple and blue.
I can sing a rainbow,
Sing a rainbow,
Sing a rainbow to you ...