



Teacher's notes

Reinforcement worksheet 1

- Pupils use the international flag code to decipher the names of the characters. They then look at the pictures and complete the sentences.

Key: 1 Sam – comics, 2 John – train, 3 Bill – football, 4 Jane – bike.

- **Optional follow-up activity:** Pupils use the code to write their own message. They then swap messages and decode them.

Reinforcement worksheet 2

- Pupils use the pictures to help them follow the letter trail in the word mazes from *In* to *Out*. They write the words below the pictures.

Key: 1 kite, 2 train, 3 camera, 4 bike, 5 doll, 6 helicopter, 7 lorry, 8 computer, 9 monster, 10 board game.

- **Optional follow-up activity:** Pupils draw an empty grid in their notebook to prepare a similar puzzle for a friend, using words they wish to revise.

Extension worksheet 1

- Pupils affix a photo of themselves (or draw themselves) and use the visual prompts to write sentences about what they can and can't do.
- **Optional follow-up activity:** In groups of four, each pupil asks the pupil on his/her left two *Can you ... ?* questions based on the visual prompts. When all the questions have been asked, they take it in turns to recall what their partner can and can't do.

Extension worksheet 2

- This can be done as a listening exercise (Track 2) or a reading exercise. Pupils decide which sentence goes in each gap and then write the numbers in the boxes.

Key: See Pupil's Book, page 9.

- **Optional follow-up activity:** Pupils work in groups of four. Together they decide on four of the story frames and each pupil then cuts out these four frames. They then shuffle all the cards together and deal them out equally. They say *1, 2, 3, pass!* then discard one card face down in front of the player on their left. Each player picks up the new card and decides which card to discard next. The winner is the first player to end up with four cards the same.

Song worksheet

- Pupils listen to the song (Track 3) twice. The first time they fill in the gaps over the dotted lines using words from the top box; the second time they fill in the gaps over the solid lines using words from the second box.

Key: See Pupil's Book, page 7.

- **Optional follow-up activity:** Pupils colour the toys and write new lyrics for the song underneath.

Topic worksheet

- Pre-teach words you think the pupils may find difficult. Pupils read the text then invent their own legend. They can draw a comic strip or draw a strange animal and write a text like the one about the 'cabbit'.
- **Optional follow-up activity:** Pupils use an atlas or world map to locate the Isle of Man.

Hello!

Reinforcement worksheet 1

Find and write.

A

B

C

D

E

F

G

H

I

J

K

L

M

N

O

P

Q

R

S

T

U

V

W

X

Y

Z

1

Her name's

S a m

2

His name's

3

His name's

4

Her name's

Complete the sentences.

Number 1 is called Sam . She likes reading comics .

Number 2 is called . He likes playing with his toy .

Number 3 is called . He likes playing .

Number 4 is called . She likes riding her .

Hello!

Reinforcement worksheet 2

Look, follow and write.

1



kite.....

2



.....

3



.....

4



.....

5




.....

In →

k	c	r	e	y	i	q	c
i	t	i	g	m	e	e	v
e	e	u	b	a	r	u	b
l	t	r	n	c	a	d	o
s	l	a	i	h	b	e	l
a	m	f	w	p	i	k	l
b	i	j	x	s	u	t	r


→ Out

6




.....

7




.....

8




.....

9



.....

10



.....

In →

h	i	c	e	y	i	o	n
e	l	o	g	m	r	m	s
e	t	p	b	t	e	e	t
l	e	z	n	u	a	r	b
l	r	a	m	p	r	a	o
o	y	c	o	p	d	m	e
r	r	j	x	s	g	a	r


→ Out



Extension worksheet 1



Think and write.



This is me. I am years old.

I can/can't

I

I

I

I

I

I

I





Extension worksheet 2



02 **Think and write.**

Hello. This is the Lock and Key Detective Agency. Sorry we can't answer the phone at the moment. 1 _____

2 _____ I'm in the house next to your agency. I can't find Clarence!

Arggh! Oops! Hello, hello. This is Key. 3 _____

TRIP!

Oh! 4 _____ He's a big fat cat. 5 _____ 6 _____

Get the Detective Box, Key. 7 _____

Come on, Key. 8 _____

We're looking for a big white cat, Lock. No problem.

Please

- Please find Clarence. ☐
- Please help me! ☐
- Please leave a message. ☐

Questions

- What are we looking for? ☐
- Can I help you? ☐

Have got

- We've got work to do! ☐
- He hasn't got a tail. ☐
- He's got long white fur and blue eyes. ☐



Song worksheet



Listen and do. Sing.

small fat ~~old~~ big new

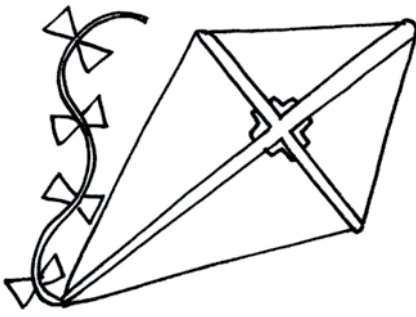
driving talking riding flying bouncing walking

I’ve got an old bike
And I’m _____ it.
He’s got a _____ kite
And he’s _____ it.
She’s got a _____ car
And she’s _____ it.
We’ve got toys!


I’ve got a _____ doll
And it’s _____ .
He’s got a robot
And it’s _____ .
She’s got a _____ ball
And it’s _____ .
We’ve got toys!

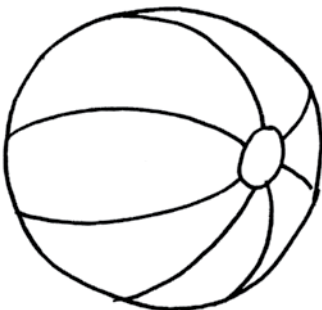



She’s got a black car.
And she’s driving it.











Hello!

Topic worksheet

Read and write.


Lock and Key are looking for a cat called Clarence.
 Clarence hasn't got a tail. There is a kind of cat
 called a Manx cat which hasn't got a tail.




This is a legend about the Manx cat:



The animals are in Noah's ark. The cat is playing outside.



It is raining. Noah is closing the door. The cat is running.

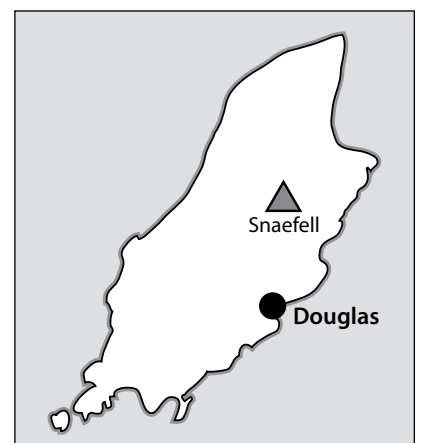


The door is closed. The cat is inside. His tail is outside. The cat hasn't got a tail.

What are Manx cats and where are they from?

Manx cats have got long back legs and short front legs. Some people say the Manx cat is half cat and half rabbit. They call it a 'cabbit'!

Manx cats come from the Isle of Man. The Isle of Man is an island in the Irish Sea between England, Wales, Scotland and Ireland. The capital city is Douglas. There is a mountain on the island. It is called Snaefell.



The flag is red. On the flag there is a symbol called the Three Legs of Man. Can you see the legs running?

