

# 1 All about me!

## Grammar

### Present simple & present continuous

- 1 Complete the text with the correct form of the verbs in brackets.
- Hi! My name (1) ..... (be) Andrew and I (2) ..... (come) from the USA, although at the moment my family and I (3) ..... (live) in the south of Spain, because my father (4) ..... (work) here for a while. We (5) ..... (stay) in a small house on the coast until we (6) ..... (find) somewhere bigger. We (7) ..... (love) the weather here – it (8) ..... (be) always warm, and it (9) ..... (not rain) very often. But we sometimes (10) ..... (feel) sad that we (11) ..... (be) so far from home, and we (12) ..... (not get) the chance to go back very often.

### -ing forms

- 2 Complete the phrases (1–6) with the correct prepositions. Then match the phrases with the correct endings.

in of at to of about

- |                                   |   |
|-----------------------------------|---|
| 1 I'm looking forward .....       | a eating ice cream. I love it!  |
| 2 I'm feeling a bit worried ..... | b doing a test at school tomorrow. It'll be hard!                             |
| 3 I'm very fond .....             | c learning about computers. I've done several courses.                        |
| 4 I'm always really scared .....  | d snowboarding on our last holiday. I was the fastest in our family, in fact! |
| 5 I'm really interested .....     | e going on holiday soon. I can't wait!  |
| 6 I was good .....                | f watching horror films. I can never sleep afterwards!                        |

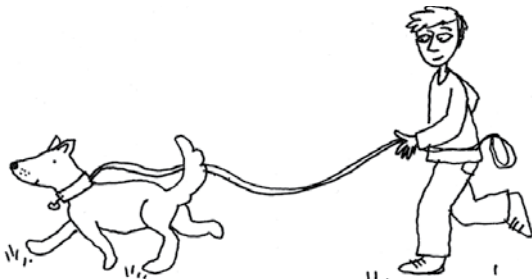
- 3 Look at the pictures and complete the sentences.




- 1 Sam can't stand .....




- 2 Debbie quite likes .....



- 3 Jon doesn't mind .....



- 4 Sara hates .....



- 5 Karl enjoys .....

Vocabulary

- 1 Check you know the meaning of the adjectives in the box, which can all describe people. Then complete the sentences with some of the adjectives.

tidy cheerful confident rude easygoing  
generous friendly helpful funny honest  
patient polite sensible sociable lazy

- 1 Sam’s very ..... – he always gives me some of his sweets.  
2 Dan’s very ..... – his jokes always make me laugh.  
3 Roberta’s always very ..... – she loves going out and being with people.  
4 My brother’s quite ..... – he never wants to help with the washing-up.  
5 Karen’s extremely ..... – she always tells the truth.  
6 My mum’s very ..... – she doesn’t mind taking time to explain things to me.  
7 My dad’s really ..... – nothing really upsets him or makes him cross.  
8 My grandad’s very ..... – he’s always got a smile on his face!

- 2 Choose the correct word to complete the sentences about school.
- 1 My brother goes to drama school so he often *arrives / performs* on stage.  
2 I work very hard so I usually *get / pass* good grades in exams.  
3 Do you have to *get / wear* a uniform every day at your school?  
4 We have lunch in the school *canteen / gym*.  
5 Our school has got a new football *court / pitch*, so now we can play football every day.  
6 My favourite lesson is chemistry, which we have in the science *hall / lab*.  
7 Don’t forget to *pass / hand* in your homework on time today.  
8 I’m really excited because we’re *going on / going* to a school trip today.

- 3 Complete the sentences with the correct form of these verbs.

persuade advise apologise suggest  
explain thank describe invite

- 1 My mum has ..... going to the seaside for our family holiday this year.  
2 My brother hates ..... to his teacher when he’s late for class!  
3 Sarah always ..... her favourite pop star as tall, blond and good-looking!  
4 Ben ..... me to his house for lunch yesterday.  
5 My teacher’s very good at ..... how to solve maths problems.  
6 My football coach has ..... the team to have a rest so that we’re ready for the big match tomorrow.  
7 My best friend didn’t really want to come into town, but I managed to ..... her.  
8 I must remember to ..... my grandma for my lovely birthday present.

Exam tasks

Writing Part 2

- 1 Complete the sentences with linking words from the box.

so but although and then because or

- 1 We haven’t got any bread ..... I need to go to the shop.  
2 You can come with me ..... you can stay here.  
3 I’ll have to hurry ..... my favourite TV programme starts in 15 minutes.  
4 ..... the shop isn’t far, I’m still going to cycle there.  
5 It rained all day ..... I had my raincoat so I didn’t get wet.  
6 When I get home, I’ll make some toast ..... I’ll switch on the TV!

- 2 You have just taken up a new hobby, and you need to buy some equipment in town.

Write an email to your friend Jan. In your email, you should:

- tell Jan about your new hobby
- explain what you need to buy
- invite Jan to go into town with you.

Write 35–45 words.

Reading Part 2

The teenagers below all want to find a website to help them with their hobby, making and flying kites.

Opposite there are descriptions of eight websites about kites.

Decide which website would be the most suitable for the following teenagers.

1



Jaime wants a website selling kits that he can put together to make a kite. He'd like to find a kite-flying club in his area, and discover good places locally for kite flying.

2



Daniella wants to know where to buy a kite in her town. She'd like to learn about good weather conditions for kite flying, and to read about other people's kite-flying experiences.

3



Benjamin wants to know what materials and tools are needed to make his first kite by himself. He'd also like information about how kites fly to help him build one that works.

4



Sarah has made many kites, and now needs some new designs to use. She'd also like to learn about the history of kite flying for a school project.

5



Harry is an expert with kites, and now wants one that can do tricks. He also wants to take photos with his kite, and give advice to other teenagers beginning to fly kites.

Websites

- A**

Have you ever wondered how kites stay off the ground? Find out with **Stargazer's** clear diagrams. You'll also find recommended shops for buying kites that are ready to fly, or kits for building one, and information about how you can even take photos from the air, using your kite!
- B**

**Flyby** shows you how to study the clouds and wind direction to check if it's a good kite-flying day! There are also reviews of hobby stores selling kites – find one in your area! Flyby can also put kite fans in touch with each other, to see how they're getting on with this fantastic hobby!
- C**

Learn all about the incredible history of kites, from ancient China to the present day, on **Nebula**. Kits are available for you to make kites of all shapes, sizes and designs, suitable for you to fly in any location, from your garden to the local park.
- D**

You'll find everything on **Wings** about kite building, including what to use, what paper and wood to choose, and what you'll need for cutting out designs. Discover, too, just what keeps a kite in the air – valuable information if you want to get your design right. And why not join one of the clubs on the site?
- E**


Want to do more with your kite? Then **Jumping Jacks** is the website for you. See how to make your kite do amazing dives and turns, and even how to attach a camera for aerial pictures! And you can share your tips with other kite fans, especially those just starting out.
- F**

**Zoom** sells boxes that contain everything you need to make a kite. You can also find out about kite groups near where you live. Get to know people who share your interest and find out the best outdoor locations for your new hobby, whatever the weather!
- G**

**Skyhigh** supplies the latest in more advanced kites that do amazing things in the air in the right weather conditions – and if you're skilled at flying them! And if you want to make your own kite, there's advice on design, plus the materials and tools you'll need.
- H**

For anyone with experience of making kites but who has run out of ideas, **Arial** has detailed instructions for 20 different kite designs to copy. Many are based on ancient kites from around the world, and there's also excellent information about how kites were first made many years ago.

Listening Part 4

 1.02 Look at the six sentences for this part.

You will hear a conversation between a boy, Mark, and his cousin, Anna, about their rooms.

Decide if each sentence is correct or incorrect.

If it is correct, put a tick (✓) in the box under A for YES. If it is not correct, put a tick (✓) in the box under B for NO.

- |   | YES                        | NO                         |
|---|----------------------------|----------------------------|
| 1 Anna is surprised that Mark's mum let him make changes to his room.     | A <input type="checkbox"/> | B <input type="checkbox"/> |
| 2 Mark is satisfied with the colour he's chosen for his room.             | A <input type="checkbox"/> | B <input type="checkbox"/> |
| 3 Anna and Mark both wish they had more space in their rooms.             | A <input type="checkbox"/> | B <input type="checkbox"/> |
| 4 Mark regrets giving away his old books and computer games.              | A <input type="checkbox"/> | B <input type="checkbox"/> |
| 5 Anna is keen to replace some of the things in her room.                 | A <input type="checkbox"/> | B <input type="checkbox"/> |
| 6 They both think sharing a room with a brother or sister has advantages. | A <input type="checkbox"/> | B <input type="checkbox"/> |

Reading Part 5

Read the text below and choose the correct word for each space.  
For each question, mark the correct letter A, B, C or D.

Remote control cars

Remote control cars have become quite popular (0) ..... young people recently. That's probably because they're (1) ..... fun to play with. However, they can be expensive to buy, and it often (2) ..... less to make one yourself. You don't need to be particularly good (3) ..... making things. There are lots of different models, so choose one that matches your (4) ..... of skill – and try to (5) ..... other family members to help you, too. It's best to work in a garage or spare room, so that you're not in the (6) ..... of other people in the house. Then you'll need to find a few (7) ..... tools before you begin. You should put the engine together first, (8) ..... it's a good idea to make (9) ..... it works before you build the body. Then when it's painted, you can look forward (10) ..... playing with it in the park. Your friends will be amazed!



- |                     |                  |                  |                   |
|---------------------|------------------|------------------|-------------------|
| 0 <b>A</b> among    | <b>B</b> about   | <b>C</b> across  | <b>D</b> around   |
| 1 <b>A</b> so       | <b>B</b> such    | <b>C</b> any     | <b>D</b> much     |
| 2 <b>A</b> pays     | <b>B</b> spends  | <b>C</b> costs   | <b>D</b> takes    |
| 3 <b>A</b> in       | <b>B</b> at      | <b>C</b> of      | <b>D</b> for      |
| 4 <b>A</b> quantity | <b>B</b> amount  | <b>C</b> stage   | <b>D</b> level    |
| 5 <b>A</b> persuade | <b>B</b> suggest | <b>C</b> request | <b>D</b> advise   |
| 6 <b>A</b> space    | <b>B</b> way     | <b>C</b> area    | <b>D</b> sight    |
| 7 <b>A</b> easy     | <b>B</b> main    | <b>C</b> basic   | <b>D</b> plain    |
| 8 <b>A</b> unless   | <b>B</b> so      | <b>C</b> because | <b>D</b> if       |
| 9 <b>A</b> definite | <b>B</b> sure    | <b>C</b> clear   | <b>D</b> possible |
| 10 <b>A</b> with    | <b>B</b> by      | <b>C</b> to      | <b>D</b> from     |



# 2 Winning & losing

## Grammar

### Past simple

- 1 Write the irregular past simple form of these verbs.
- |                |                |
|----------------|----------------|
| 1 become ..... | 11 leave ..... |
| 2 begin .....  | 12 lose .....  |
| 3 bring .....  | 13 ring .....  |
| 4 buy .....    | 14 run .....   |
| 5 catch .....  | 15 speak ..... |
| 6 choose ..... | 16 take .....  |
| 7 drink .....  | 17 throw ..... |
| 8 fall .....   | 18 wake .....  |
| 9 feel .....   | 19 wear .....  |
| 10 grow .....  | 20 write ..... |
- 2 Look at the information about Maya. Write sentences using the correct past simple form of the verbs.



#### Before the competition

- drink coffee ✗
- run 10 km every day ✓
- feel nervous ✓
- go to bed early ✓

#### After the competition

- work hard ✗
- get up early ✗
- eat lots of chocolate ✓

#### Before the competition

- 1 ..... Maya didn't drink any coffee.....  
2 .....  
3 .....  
4 .....

#### After the competition

- 5 .....  
6 .....  
7 .....

### Past continuous

- 3 What were Maya and her family doing yesterday? Complete the sentences with the correct past continuous form of the verbs in brackets.
- 1 At 7.30 Maya ..... *was having* ..... (have) a shower.  
2 At 8.30 Maya ..... (travel) to the competition.  
3 On the way there, Maya .....  
..... (not feel) very positive about her chances of winning.  
4 At 9.15 Maya ..... (get) ready for her race.  
5 Just before the race Maya's mum and dad ..... (feel) very nervous.  
6 At 10.00 Maya's mum and dad .....  
..... (clap and shout ).  
7 At 10.15 Maya and her family .....  
..... (celebrate)!

## Vocabulary


Complete the sentences with a word from the box.

lost   achieve   disappointment  
defeated   burst   stay   talent  
attitude

- 1 It's very important to ..... fit and healthy.  
2 She was very upset so she ..... into tears.  
3 The other team ..... us by three goals.  
4 To succeed in sport you need to have ..... and ambition.  
5 Losing the championship was a big .....  
6 Real champions always have a positive .....  
7 We ..... the match by four goals.  
8 Never give up trying to ..... your dreams.

# Exam tasks

## Listening Part 3

 1.03 You will hear a team coach talking about team rules.

For each question, fill in the missing information in the numbered space.



### TEAM RULES

#### Changing rooms

No family/friends in the changing room.  
The team must take turns to (1) ..... the changing room after a match.

#### Matches

Try to phone the coach (2) ..... hours before a match if you cannot play.  
Contact the coach or assistant coach (Jim (3) ..... 099879654).  
  
You must wear (4) ..... socks and shorts.  
  
Matches away from home: arrive (5) ..... minutes before the bus leaves.  
  
Date of first match: (6) .....


Reading Part 5

Read the text below and choose the correct word for each space.  
For each question, mark the correct letter A, B, C or D.

Tom Daley, Diving Champion

Tom Daley took (0) ..... diving at the age of seven. (1) ..... he was only fourteen years old, Daley was the youngest (2) ..... of Great Britain's team at the 2008 Summer Olympics in Beijing and the youngest to (3) ..... in a final. Unfortunately, Daley (4) ..... to win a medal in Beijing and only scored enough points to (5) ..... seventh place. However, the following year, at the age of just fifteen, Daley (6) ..... world champion for the 10-metre platform diving event.

(7) ..... he was training to achieve his dream, Daley (8) ..... an hour and a half of homework (9) ..... weekday before going to the gym and the pool for four hours. Twice a week he practised for two hours before school and on Saturday morning he trained again for three hours. Daley believes that (10) ..... work is the key to his success.



- |                      |                    |                  |                     |
|----------------------|--------------------|------------------|---------------------|
| 0 <b>A</b> up        | <b>B</b> at        | <b>C</b> for     | <b>D</b> in         |
| 1 <b>A</b> When      | <b>B</b> As        | <b>C</b> How     | <b>D</b> Unless     |
| 2 <b>A</b> person    | <b>B</b> member    | <b>C</b> player  | <b>D</b> competitor |
| 3 <b>A</b> challenge | <b>B</b> compete   | <b>C</b> involve | <b>D</b> face       |
| 4 <b>A</b> lost      | <b>B</b> defeated  | <b>C</b> failed  | <b>D</b> dropped    |
| 5 <b>A</b> arrive    | <b>B</b> beat      | <b>C</b> succeed | <b>D</b> reach      |
| 6 <b>A</b> became    | <b>B</b> won       | <b>C</b> took    | <b>D</b> gained     |
| 7 <b>A</b> If        | <b>B</b> Whether   | <b>C</b> So      | <b>D</b> While      |
| 8 <b>A</b> made      | <b>B</b> wrote     | <b>C</b> did     | <b>D</b> spent      |
| 9 <b>A</b> all       | <b>B</b> most      | <b>C</b> every   | <b>D</b> some       |
| 10 <b>A</b> strong   | <b>B</b> difficult | <b>C</b> heavy   | <b>D</b> hard       |

Writing Part 3

1 Look at this example task and the teacher’s comments.

- Your English teacher wants you to write a story.
- Your story must begin with this sentence.  
*Unfortunately there were no tickets left for the match.*
- Write about 100 words.

Unfortunately there were no tickets left for the match. Some of my friends had tickets and I felt really jealous. But the match was cancelled. They decided to have the match the following week. There were some extra tickets available for this match and I got one. I was very happy.

This is too short (51 words). It needs more detail.  
There is only one paragraph.  
Only the past simple is used. Try to use a variety of tenses.

2 Put these sentences the student has added into the correct place.

- a The night before the match it was snowing really heavily.
- b It was the first time my team had reached a final and I really wanted to see them play.
- c and I was the first person to get one!
- d Many roads were closed and all the trains were cancelled.
- e because not all of the people with tickets could go to this match

Unfortunately there were no tickets left for the match. (1) ..... Some of my friends had tickets and I felt really jealous.  
(2) ..... (3) ..... They decided to have the match the following week. There were some extra tickets available for this match (4) ....., (5) ..... I was very happy.