



















1 Listen and check ✓.

1	2	3	4
<p>a  <input checked="" type="checkbox"/></p>	<p>a  <input type="checkbox"/></p>	<p>a  <input type="checkbox"/></p>	<p>a  <input type="checkbox"/></p>
<p>b  <input type="checkbox"/></p>	<p>b  <input type="checkbox"/></p>	<p>b  <input type="checkbox"/></p>	<p>b  <input type="checkbox"/></p>

2 Look and match.





















<p>1 </p>	<p>2 </p>	<p>3 </p>	<p>4 </p>
<p>a </p>	<p>b </p>	<p>c </p>	<p>d </p>

Note: An arrow points from item 1 to item b.

3   **Listen and stick.**



1	2	3
4	5	

4  **What's next? Draw a line.**

1					←	a	
2						b	
3						c	
4						d	

My picture dictionary  Go to page 85: Check the words you know and trace.


5 Look and count. Write the number.




6  Ask and answer about your classroom.

How many erasers can you see? Three.

7 CD1 32 Listen and check ✓ or put an X.



8 *Think* Circle the different one.



9 **CD1 34** Listen, look, and match.

The illustrations are as follows:

- 1:** A teacher and two students sitting at a desk with books and a pink backpack.
- 2:** The teacher and a student talking at the desk.
- 3:** The teacher standing at a desk with a vase of flowers, holding a book.
- 4:** A robot drawing a picture on a whiteboard.
- 5:** The teacher pointing to a drawing of a robot on the whiteboard.
- 6:** A student sitting on the floor with a robot nearby.
- a:** A student and a robot standing in a doorway.
- b:** A student sitting at a desk with a robot on the desk.
- c:** A teacher and two students looking at a blue cup on a table.
- d:** A student holding a small robot.
- e:** A robot flying in a classroom with students watching.
- f:** A teacher and a student sitting on the floor.

10  **What's missing? Look and draw. Then stick.**



a 

b 

c 

11 **Trace the letters.**



A bear with
a blue book.

12  **Listen and circle the *b* words.**

1



2



3







4





1 Look and match.



2 Listen and check ✓. CD1 39

1	2	3	4
<p>a </p>	<p>a </p>	<p>a </p>	<p>a </p>
<p>b </p>	<p>b </p>	<p>b </p>	<p>b </p>

Evaluation

1 Look and trace. Then say.

1



book

2



desk

3




pen

4




chair

5



eraser

6



pencil

2



What's your favorite part?
Use your stickers.



3



Trace the
color.

red

Then go to page
93 and color
the Unit 1 pieces.