

# 1 WHO AM I?



## UNIT GOALS

- Talk about your favorite things.
- Read a digital poster.
- Listen to a dialogue.
- Learn about students around the world.
- Talk about your personal information.



## THINK!

- 1 Look at the image and write words in English.
- 2 Why are you special?



## VIDEO

- 1 Say three things in the video that are important to us.
- 2 What sports are in the video?

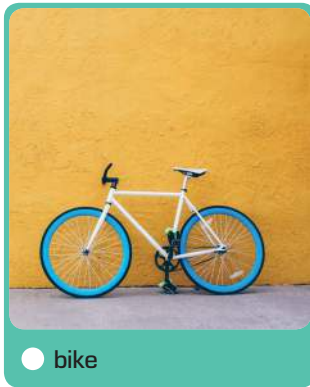
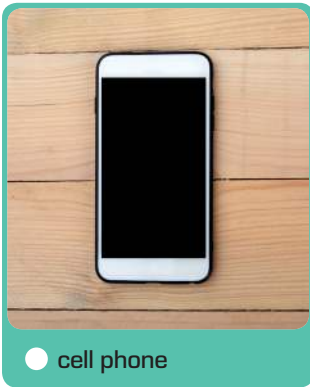


## VOCABULARY IN CONTEXT


1 Check (✓) the things that are true for you.

### FAVORITE THINGS


**A** MY FAVORITE THING:



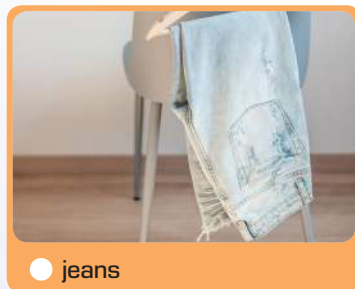
**B** MY FAVORITE PLACE:



**C** MY FAVORITE ACTIVITY:



**D** MY FAVORITE CLOTHES:



**2**  **1.01** Look at the images and complete the phrases. Then listen, check, and repeat.



A green ..... *cell phone* .....



My awesome .....



A white .....



Popular .....




My blue and white .....



My blue .....



A black .....



My favorite .....

**3** Write words from Exercise 2 in the circles.

**PLACES**

.....

.....

**CLOTHES**

.....

.....

**THINGS**

.....

.....

**ACTIVITIES**

.....

.....



**USE IT!**

**4** Complete the sentences so they are true for you. Use a dictionary to help you. Then tell your partner.

- 1 My favorite thing is  
.....
- 2 My favorite place is  
.....
- 3 My favorite activity is  
.....



 **READING**

**6TH GRADE SPECIAL THINGS**



[meridianforestschool.edu/6thgrade/about.pdf](http://meridianforestschool.edu/6thgrade/about.pdf)

**1** Look at the poster. Check (✓) all the elements that you see.

- date and time
- images
- long texts
- title

**2**  **1.02** Read and listen to the poster. What is it about? Check (✓) the correct option.

- important events at Meridian Forest School
- favorite things for 6th grade students
- the special students and teachers at Meridian Forest School

**3** Read the poster again and complete the sentences.

- 1 **Students**..... in 6th grade are **awesome**.
- 2 The **t**..... are **cool**.
- 3 The **m**..... is **great**.
- 4 The **d**..... is **happy**.

 **THINK!**

What is special about your class? In the poster, write a sentence about you, a friend, a thing, or your class. Use the **bold** words in Exercise 3.



**LANGUAGE IN CONTEXT**

**1** Look at the examples below and complete the sentences from the poster.

Verb to be Affirmative (+)	
Long Form	Short Form
I <b>am</b> Olivia.	I' <u>m</u> ..... Olivia.
You <b>are</b> my friend.	You're my friend.
He/She <b>is</b> two, and he/she <b>is</b> very happy!	He's/She'..... two, and he's/she's very happy!
It <b>is</b> cool!	It'..... cool!
We <b>are</b> awesome!	We'..... awesome!
They <b>are</b> cool!	They're cool!

**2** Change the underlined parts of the sentences. Use the example to help you.

- The teachers are great! They're great!.....
- Flamenco is a type of music and dance. ....
- My friend and I are happy. ....
- Evelyn is my favorite friend. ....
- Arthur is a cool student. ....

**3** Circle the correct words.

- |                                     |                                    |
|-------------------------------------|------------------------------------|
| 1 Sarah <i>is / are</i> my teacher. | 4 My bike <i>is / are</i> at home. |
| 2 Max <i>am / is</i> my dog.        | 5 I <i>'m / 're</i> a student.     |
| 3 My jeans <i>is / are</i> blue.    | 6 We <i>is / 're</i> friends!      |

**LOOK!**  
 Max **is** my dog.  
 He's my dog.



**4** Complete the text with the correct forms of the verb *to be*.

My name's Maria and I <sup>1</sup>'m..... 12 years old. I <sup>2</sup>..... in 6th grade at Meridian Forest School. My favorite thing <sup>3</sup>..... my cell phone. My favorite friends <sup>4</sup>..... Lucia and Marco. They <sup>5</sup>..... cool!



**USE IT!**



**5** Complete the text so it is true for you. Then tell your partner.

My name <sup>1</sup>..... and I <sup>2</sup>..... years <sup>3</sup>.....  
 I <sup>4</sup>..... in <sup>5</sup>..... grade at <sup>6</sup>..... School.  
 My favorite thing <sup>7</sup>..... my <sup>8</sup>..... My favorite friends are  
<sup>9</sup>..... and <sup>10</sup>..... They <sup>11</sup>.....!





**LISTENING AND VOCABULARY**



- 1 Look at the image. Audrey is ...
  - in the classroom.
  - at the yoga club.
- 2 1.03 Listen to the dialogue and check your answer.
- 3 1.04 Listen to the first part of the dialogue again and check (✓) the correct answers.
  - 1 The dialogue is about ...
    - registration at a new club.
    - registration at a new school.
  - 2 Yoga classes are ...
    - on Friday.
    - on Wednesday.
- 4 1.03 Listen to the dialogue again and complete the information about Audrey.



**YOGA CLUB REGISTRATION FORM**

Activity: .....

First Name: *Audrey* .....

Last Name: .....

Age: ..... Grade: .....

Address: *Liger Street* .....

Home Phone Number: *555-* .....

- 5 1.05 Match 1–7 with a–g. Then listen, check, and repeat.
 

<ol style="list-style-type: none"> <li>1 Jones</li> <li>2 15 Park Road</li> <li>3 13</li> <li>4 Green Tree School</li> <li>5 7th</li> <li>6 555-5281</li> <li>7 James</li> </ol>	<ol style="list-style-type: none"> <li>a grade</li> <li>b name of school</li> <li>c phone number</li> <li>d address</li> <li>e first name</li> <li>f age</li> <li>g last name</li> </ol>
--	--





**LANGUAGE IN CONTEXT**

1 Complete the questions from the dialogue with the words below.

- What
- How
- Who
- How old

Wh- questions		
Wh- Questions	Answers	Me
..... <b>What</b> ..... 's your phone number?	It's 555-5436.	.....
..... is your teacher?	Mr. Avery.	.....
..... are you today?	I'm good, thanks.	.....
..... are you?	I'm 12 years old.	.....

2 Write answers to the questions in the chart that are true for you.

3 Complete the chart. Use the correct forms of the verb *to be*.

Verb to be Negative (-)	
Long Form	Short Form
I <b>am not</b> Olivia.	I'm <b>not</b> Olivia.
You <b>are not</b> my favorite friend.	You're <b>not</b> my favorite friend.
He/She <b>is not</b> very happy!	He's/She's ..... <b>not</b> ..... very happy.
It ..... <b>not</b> cool!	It's <b>not</b> cool!
We <b>are not</b> awesome!	..... <b>not</b> awesome!
They <b>are not</b> cool!	..... cool!

4 Correct the sentences so they are true for you. Use the example to help you.

- 1 I'm in 8th grade. *I'm not in 8th grade. I'm in 6th grade.* .....
- 2 I'm nine years old. ....
- 3 My teacher is Ms. Gonzalez .....
- 4 My phone number is 555-5550. ....
- 5 My friends are Flora and Oliver. ....



**USE IT!**

5 Ask your partner questions with the words below and complete the chart with his/her answers.

Name	Last Name	Address	Teacher	Age	Phone Number
.....	.....	.....	.....	.....	.....





# AROUND THE WORLD

<
>

— □ ×

HOME
|
WHO WE ARE
|
BLOG
|
JOIN

Sunday, May 21  
(updated every day)

## GLOBAL TEEN STUDENTS

**By Students for Students,  
We Are the World.  
Let's Make Friends!**

Students from different cultures around the world are on our web page. Let's meet three of them today!

---

**LUKA, CROATIA**

Hi, I'm Luka. I'm 13 years old and I'm a student. This is my camera, and this is my identity: my beautiful country and my photos of it.

Comments:

POST

---

**CAMILA, HONDURAS**

Hey, I'm Camila, and I'm 12. For me, family is very important. When I'm with my family, life is fun! My friends are important too, but my family is first.

Comments:

POST

---


**KABALI, NAMIBIA**

Hello! My name's Kabali. I'm 11 and I like music. But music is not my favorite thing. Nature is! Nature is very important to me and my community.

Comments:

POST





**1** Look at the web page. Complete the website address.

www.....

**2** **1.06** Read and listen to the web page and check (✓) the correct answers.

**1** What's it about?

- world problems
- students of the world

**2** Who's on the web page?

- students
- students and teachers

**3** How old is Kabali?

- 11
- 12

**3** Read the web page again. Check (✓) what's important for the students.

	Luka	Camila	Kabali
nature	<input type="radio"/>	<input type="radio"/>	<input type="radio"/>
family and friends	<input type="radio"/>	<input type="radio"/>	<input type="radio"/>
photography	<input type="radio"/>	<input type="radio"/>	<input type="radio"/>

### WORDS IN CONTEXT

**4** Find the words on the web page and then write them in your language. Use a bilingual dictionary to help you.

**1** beautiful

.....

**2** country

.....

**3** photo

.....

**4** fun

.....



### THINK!

Find three photos of your country that are important for you. Why are they important?



### WEBQUEST

Learn more! Check (✓) *True* or *False*. Croatia, Honduras, and Namibia are on the same continent.

- True
- False



### VIDEO

- 1** What is Kasia's favorite activity?
- 2** What is Trevor's favorite activity?



## SPEAKING

### GIVING PERSONAL INFORMATION



1 Look at the image. The dialogue is about ...

- dance.       music.

2 1.07 Read and listen to Ellis and Audrey.

- Ellis** Hi, I'm **Ellis**. What's your name?  
**Audrey** I'm **Audrey**.  
**Ellis** How old are you?  
**Audrey** I'm **12**.  
**Ellis** Me too.  
**Audrey** You're great!  
**Ellis** Oh, really? Thanks! **Ballet** is my favorite **activity**.  
**Audrey** Yes, it's **cool**.  
**Ellis** Let's text! What's your phone number?  
**Audrey** It's **555-5436**.  
**Ellis** Thanks!

### LIVING ENGLISH

3 Complete the mini dialogues with the expressions below.

- You're great!      • Me too.      • Let's text.

- 1 **A** How old are you?  
**B** I'm 11.  
**A** .....
- 2 **A** What's your phone number?  
**B** It's 555-9867.  
**A** OK, .....
- 3 **A** Ballet is my favorite activity.  
**B** .....
- A** Oh, really? Thanks!

4 1.08 Listen and repeat the expressions.

### PRONUNCIATION



5 1.09 Listen and repeat.

Me too!

Yes, it's cool.

6 1.07 Listen to the dialogue again. Then practice with a partner.

7 Role play a new dialogue. Follow the steps.

- 1 Change the words in **blue** to write a new dialogue in your notebook.
- 2 Practice your dialogue with a partner.
- 3 Present your dialogue to the class.



### YOUR DIGITAL PORTFOLIO

Record your dialogue. Then upload it to your class digital portfolio.



PRACTICE EXTRA