


3

I'm hurt!




Name _____

Lesson 1

 Watch the unit introduction video.

 **Game:** Run to the word

 **My body rap:** Rap and touch.

 **WORKSHEET 1**
Look, circle and say the parts of the body.

My body



Hello, everyone.
 Let's do the body rap!
 Are you ready?
 Let's start!



Where's your **hand**?
Hand, hand.
 Touch your **hand**!
Hand, hand.

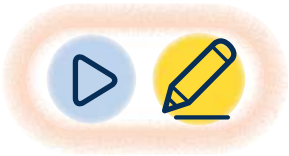
Repeat with: leg, arm, finger,
 tummy, foot



Extra activity: Draw and colour Sam or Nico.



arm, finger, foot, hand, leg, tummy





Name _____

Lesson 2



Game: *Pass the ball*

-  Listen and do.
-  Listen to or watch the story.



Game: *What's the matter?*



WORKSHEET 2


Look and circle the correct face.



Teacher Resources
Worksheet 11: Cut and stick.



Extra activity: Draw and colour yourself.






What's the matter? My (leg) hurts.





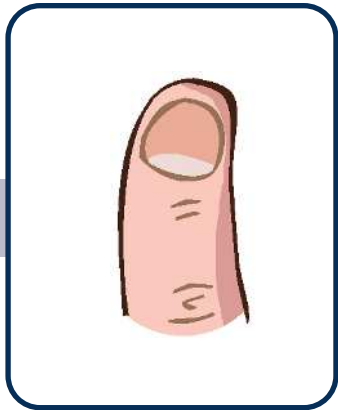

Name _____

Lesson 3

- Listen and do.
- Listen to or watch the story.
 
- Do a role-play.
- Do the pop-out activity.
-  **WORKSHEET 3**
 Say *clean* or *dirty*. Circle the dirty children.
- Teacher Resources**
Worksheet 12: Look and circle.

Extra activity: Trace and colour the picture.






Name _____

Lesson 4

 **Game:** Move your body

 **In and out action song:**
 Watch the video. Sing and do the actions.

 **WORKSHEET 4**
 Draw what comes next.

In and out



You put your **hand** in.
 You put your **hand** out.
 Round and round.
 Shake it all about!
 Move your **hand** up
 and turn around.
 In, out, in, out. Stop!




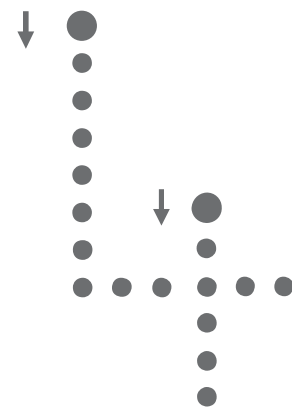


Repeat with: leg, arm, finger,
 tummy, foot

Extra activity: Draw your favourite action in the song.



 arm, finger, foot, hand, leg, tummy

42



Name _____

Lesson 5

Count to five.

 **Five fingers number song**
1-5: Sing and count.

 **WORKSHEET 5**
 Count, match and trace.

 **Teacher Resources**
Worksheet 13: Trace your hand.

Five fingers



1, 2, 3, 4 and 5!
 Count with me,
 Count to 5!



Move 1 finger: 1, 1!
 Move 2 fingers: 2, 2!
 Move 3 fingers: 3, 3!
 Move 4 fingers: 4, 4!
 Move 5 fingers: 5, 5!





1, 2, 3, 4 and 5!

Extra activity: Draw and colour five animals.



Consolidation

 **WORKSHEET 6**

  Find, stick and say.

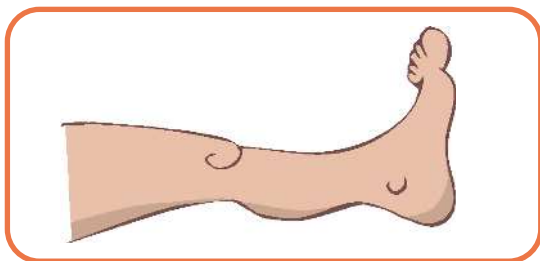


Name _____

Extra


Phonics Lesson

1 Listen and say the **l** letter sound.  



2 Sing the song.  

*L, Long, long legs!
 Look at my long, long legs.
 I can play on the flowers,
 Yes, I can play on the flowers,
 With my long, long legs!*



3 How many legs? Listen and circle the number.  



1 **2** leg



2 **4** legs



3 **4** legs



3 **4** legs

Teacher Resources Worksheet 14: Trace the spider's legs. Trace and colour the flower.