

Introduction

Who is this book for?

This book is for pre-intermediate level students working on their own who want to revise and learn vocabulary for the PET exam. Teachers can also use it in the classroom and for homework.

What is in the book?

The book contains 20 units and covers all the topics and the areas of vocabulary you need for the PET exam. There are four short tests at the end of every five units so you can check how you are getting on. At the front of the book there is an overview of the PET exam and helpful advice about learning vocabulary. At the back there are appendices with useful lists of vocabulary, extra practice and hints for the exam. There is a full key as well as sample answers for the writing and speaking activities.

What is in each unit?

Each unit is based on a topic area from the PET exam. There are three pages of activities and exercises based on that topic and the fourth page contains one or two authentic PET examination questions. There are at least two examples of each type of question in the three papers of the PET exam in this book.

What is on the audio CD?


The audio CD contains all the listening activities from each unit and any PET listening tasks from the exam practice section. There are also examples of answers to the PET speaking tasks. In the real exam you hear each recording twice so you will need to replay that track from the audio CD. Of course you can play the recordings for the other activities as many times as you like.

How shall I use the book?

You can do the units in any order and you can study on your own or with a teacher in a classroom. You will find it useful to have a notebook with you as you work through the units as some of the exercises ask you to do a short writing task. You can also use this notebook to record the new vocabulary that you learn as you go through the book. When you have finished each unit, look at the wordlist at

the end of the book and use it to test yourself. Can you remember what the words mean?

Using a dictionary

Some exercises have a dictionary symbol beside them.  Use the *Cambridge Learner's Dictionary*, or any other suitable English – English dictionary, to look up the meanings of the words you don't know. Write the meanings down in your notebook. The dictionary will give you plenty of useful information about the word, including its meaning, part of speech, and how it is used in a sentence. If you are not sure about the pronunciation of a word, use the CD ROM that comes with the dictionary. Click on the word and you will hear it.

How do I do the exam writing practice?

Read the question and the tip carefully. Then plan your answer. Look through the unit to see which words you can use in your answer. Look at the Writing checklist on page 97 before you begin. Remember: you **must not** pre-learn answers for the writing paper (it's easy for the examiner to spot this and you will lose marks).

How do I do the exam speaking practice?

Read the instructions and the tip carefully. Make a note of any useful words and expressions you think you may need. Look through the unit for the vocabulary you will need and at the Speaking checklist on page 96. Then do the task, either with a friend or recording yourself if you are studying alone. If there is a sample answer on the audio CD, compare your answer with this one. If not, listen to yourself and see if there is anything you could do to improve.

When should I do the tests?

There are four tests in the book, one after every five units. Each test has 30 questions based on the previous five units. After you have finished the five units do the test and then mark it to see how well you did. Highlight the questions you got wrong and go back to the units you need to look at again.

How do I learn and revise vocabulary?

Recording new vocabulary

It's a good idea to have a notebook with you when you use this book. As you work through a unit, write down the new vocabulary that you are learning. This will help you to remember it. Leave several pages for each topic so that you will have lots of space to record new words.

Put each word into an example sentence. This is especially important if a word goes with a particular preposition or can only be used with one grammatical structure.

Example
John is interested **in** football. (preposition)
I suggest **that you stay** behind to finish your work. (grammar)

Write down the translation of the word in your own language. Don't forget to include the pronunciation of the word and what part of speech it is.

Write down words which have similar meanings together.

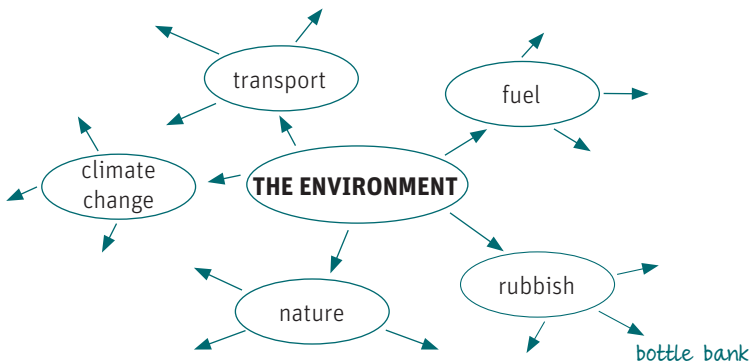
Example
anxious, nervous, worried: you feel like this before an exam
miserable, depressed, sad: upset

Recording opposites

Recording opposites together can be helpful too, such as *boring / interesting, bright / dull, difficult / easy*.

Diagrams

Look at this spidergram from Unit 6.

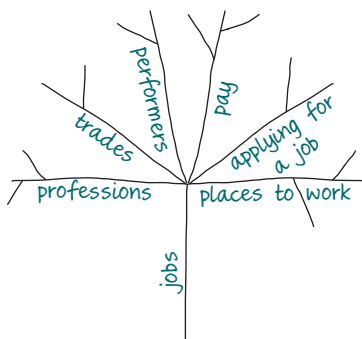


Spidergrams are useful because you can make them as big as you like in any direction. You just add more lines and more bubbles to them.

How do I learn and revise vocabulary?

Another kind of diagram is a word tree. Add these words from Unit 20 to this word tree.

- lawyer
- carpenter
- actor
- salary
- interview
- office



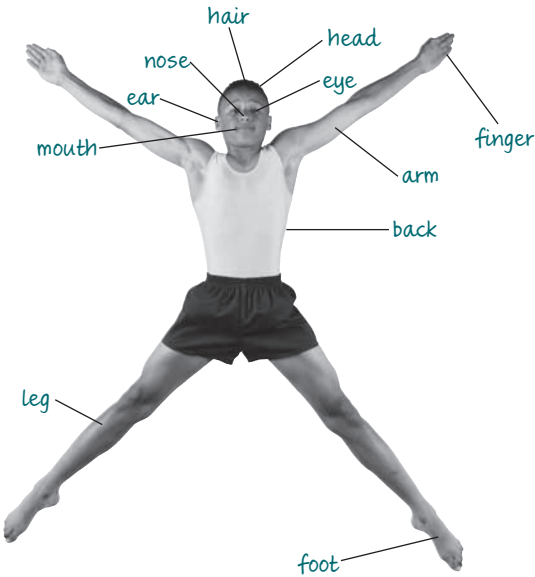
Tables

Tables are also useful for recording new vocabulary. Look at the table in Unit 15, 1.3 as an example. Tables are also very good for recording word families, as in the following example.

Noun	Person	Adjective	Verb
photograph	photographer	photographic	photograph
production	producer	productive	produce
happiness		happy	
enjoyment		enjoyable	enjoy

Labelling a drawing

Labelling a drawing or photograph is another way to record vocabulary.



Study regularly

A final piece of advice is to try to do 10 to 15 minutes of work every day and to revise frequently. You will learn more vocabulary this way than by trying to study for a long period once a week, for example.

PET Exam Summary

Paper 1 Reading and Writing (1 hour 30 minutes)

This paper carries 50% of the total marks for the exam.

Part	What are the tasks?	What do I have to do?	Practice in this book
Reading			
1	Five multiple choice questions	You read five short texts, for example notices, emails, text messages. You choose from three possible answers to each question.	Unit 2, Unit 4, Unit 17 Exam practice
2	Five matching questions	You read five descriptions of people and eight short texts. You match the people's requirements to five of the texts.	Unit 3, Unit 11 Exam practice
3	10 true/false questions	You read a longer text and decide whether the ten statements are true or false.	Unit 5, Unit 18 Exam practice
4	Five multiple choice questions	You read a text and choose from four possible answers to each question.	Unit 6, Unit 12, Unit 16 Exam practice
5	10 multiple choice questions	There are ten spaces in a short factual text. You choose the correct word for each space from four possible answers.	Unit 7 Exam practice, Unit 8, Unit 11, Unit 16
Writing			
1	Five sentence transformations	You are given a sentence followed by a second sentence with some words missing. You complete the second sentence with no more than three words, so that it means the same as the first one.	Unit 3, Unit 13, Unit 19 Exam practice
2	Short message	You are given three pieces of information that you must include in a short message, such as a postcard or email. You must write 35–45 words.	Unit 10, Unit 15 Exam practice
3	A longer piece of writing	Either: You write an informal letter answering some questions. OR: You write a story. You are given the title or the opening sentence.	Letter: Unit 8 Exam practice Story: Units 2 and 9 Exam practice

Paper 2 Listening (30 minutes) *plus 6 minutes to write your answers on the answer sheet*

This paper has 25% of the total marks for the exam.

Part	What are the tasks?	What do I have to do?	Practice in this book
1	Seven multiple choice questions	You hear a short recording of one or two people and choose from three pictures.	Unit 8, Unit 14 Exam practice
2	Five matching questions	You hear a longer recording of a single speaker or an interview, and choose from three possible answers to the six questions.	Unit 4, Unit 9 Exam practice
3	Six spaces to fill in	You hear a longer recording and fill in six spaces in some notes.	Unit 13, Unit 14 Exam practice
4	Six true / false questions	You hear a longer informal conversation and have to decide if six statements are true or false.	Unit 1, Unit 19 Exam practice

Paper 3 Speaking

You take this test with a partner. There are two examiners – one who asks the questions and one who just listens. It takes about 10 minutes. The paper carries 25% of the marks.

Part	What do I have to do?	Practice in this book
1	The examiner asks you and your partner some questions about yourselves. (2–3 minutes)	Unit 1 Exam practice
2	The examiner describes a situation to you and gives you some pictures to help you. You discuss the situation with your partner and decide what is best. (2–3 minutes)	Unit 10, Unit 15 Exam practice
3	The examiner gives you a photograph. You have to talk about it on your own for about a minute. Then your partner will talk about a different photograph on the same topic. (3 minutes)	Unit 4, Unit 7, Unit 17 Exam practice
4	The examiner will ask you to have a conversation with your partner on the topic of the pictures in part 3. (3 minutes)	Unit 1 Exam practice, Unit 16, Unit 20 Exam practice

1

Where are you from?

Countries, geography, nationalities and languages

Countries

1.1 Look at the map of the world below and fill in the names of the continents and regions.

~~North America~~ South America The Mediterranean
Europe Asia Australia Africa The Arctic



1.2 Put the following countries into the correct regions in the table below.

The USA	Poland	Brazil	Kenya	China	Germany	Ecuador	Venezuela
Italy	Korea	Mexico	Egypt	Canada	India	Morocco	Zambia
Thailand	Greece	Turkey	Sweden	The Netherlands	Norway	Denmark	

North America	<u>The USA</u>
South America	
Europe	
Asia	
Africa	

1.3 1 Listen to a couple planning a holiday. As you listen, look at the table in 1.2 and underline all the countries and regions that they mention. Then circle the region on the map that they finally choose to visit for their next holiday.

Geography

2.1 Look at the wordsnake and try to find the words hidden in it. Then use them to fill the spaces.

saputwaterfallafforddesertgrolitoeceanterphutmountainaurthislandertyperlawcapitalnoertriverphasealosy

- 1

Canberra is a city.
- 2

Kilimanjaro is a
- 3

Crete is an
- 4

Niagara Falls is a
- 5

The Nile.
- 6

The Black
- 7

The Sahara
- 8

The Indian

2.2 Complete each phrase (1–5) with the correct noun (A–E).

- 1

a fast-flowing

A forest
- 2

a steep-sided

B cliff
- 3

a beautiful, sandy

C valley
- 4

a thick, green

D bay
- 5

a tall, rocky

E stream

2.3 Choose the correct word for each sentence.

border ~~population~~ port farmland
scenery coast soil

- 1

Mexico City has a of around 10 million people.
- 2

Many ships sail from the of Dover on the south coast of England.
- 3

Finland has a with Norway.
- 4

Scotland is famous for its beautiful lakes and mountain
- 5

A country with little will need to import most of its food.
- 6

It would be easy to grow corn in this type of
- 7

While on holiday in Turkey, we spent a day sailing along the in a small boat.

2.4 Choose the best word for each space (1–10).

Geography of Japan

Japan is made up of over 3,000 islands which stretch along the Pacific coast of Asia. The four largest are Honshu, Hokkaido, Kyushu and Shikoku. Japan's (1) neighbours are Korea, Russia and China. Japan has many high mountains and (2) valleys and much of its soil is rocky. This means that there is a limited (3) of good farmland. Where farmland does (4) , tea, rice and fruit are grown. Because of the lack of (5) Japan's cities are mostly crowded onto the flat (6) around the coast. Japan is the (7) fishing nation in the world and shellfish and seafood are also cultivated in the (8) bays along the coast. Because of all the mountains, rivers in Japan are short and fast-flowing and so cannot be used to (9) goods. However, there is an excellent (10) of ports and harbours which are used for this purpose.

- 1

bordering / nearby / closest

5

area / region / space

9

transport / contain / travel
- 2

low / deep / short

6

ground / earth / land

10

organisation / network / company
- 3

amount / number / total

7

leading / important / original
- 4

stay / exist / live

8

thin / shallow / slim

1 Where are you from?

Nationalities and languages

3.1 Use a dictionary or encyclopedia to complete the table. Add two more countries from your region of the world to the spaces at the bottom of the table, including your own if necessary.

Vocabulary note

The names of countries, nationalities, languages and cities must begin with a capital letter:
Brazil, Brazilian, Portuguese and Brasilia


3.2 Find and correct the missing capital letters in this paragraph about an author.

Frances Salter was born in the united states of America in 1957. She moved to england in 1978 with her Scottish husband, Tom. After her son Joshua was born in 1989, she started writing children’s books full time. She has now published over 40 books which have been translated into 9 different languages, including french, Spanish and chinese. Frances Salter lives in london with her husband, son, and pet dog, Shanti.

Country	Adjective	Language(s)	Capital city
Canada	Canadian		
	French		
The USA			
			Warsaw
		Japanese	
			Bern
China			
			Cairo
	Mexican		
Portugal			
			Buenos Aires
		Danish	
			Madrid
Germany			
			Vienna
	Swedish		
Russia			

3.3 Complete this general knowledge crossword. All the answers are nationalities, languages or countries. Use the internet, an encyclopedia or an atlas to help you find the answers.

- Across**
- 1 This was the native language of Pablo Picasso.
 - 5 Vaclav Havel’s nationality
 - 6 the nationality of the pop star Bono
 - 8 This country’s nearest neighbour is Sweden.
 - 9 Nelson Mandela comes from this country.
 - 11 the nationality of Leonardo da Vinci
- Down**
- 2 the nationality of Frederic Chopin
 - 3 Here you can visit the ancient city of Machu Picchu.
 - 4 This country has the largest population in the world.
 - 7 This language is spoken in Budapest.
 - 9 This country is in the Middle East and has a border with Turkey.
 - 10 This is a long, thin country in Latin America.



Exam practice

SPEAKING Part 1

Think about your answers to these questions.

- What country are you from?
- What nationality are you?
- What language(s) do you speak?
- What other languages would you like to learn?
- Which countries have you visited?
- Which countries would you like to visit in the future?

Exam Tip

In this part of the test you have to talk about yourself. The questions will not be difficult so the best thing to do is relax and try to answer as fully as you can.

LISTENING Part 4

1 Look at the six sentences. Listen again to the conversation from 1.3 between a man, Stan, and his wife, Julie, deciding where to spend their next holiday. Decide if each sentence is correct or incorrect. If it is correct put a tick (✓) in the box under A for YES. If it is not correct put a tick (✓) in the box under B for NO.

- 1 Julie thinks that holidays on cruise ships are reasonably priced.
- 2 Stan and Julie would like to return to some countries they have already visited.
- 3 Julie feels that Canada is too far away for them to visit.
- 4 Stan and Julie prefer to spend more time sightseeing and less time sailing.
- 5 Stan is disappointed with the number of activities on offer on the ship.
- 6 Julie will be unable to swim on this holiday.

Exam Tip

You must listen for the feelings, attitudes and opinions of the speakers in this part of the test. Only one question in the Listening exercise on the left is NOT about the speakers' feelings – which one? Underline the words in the other questions which show that you have to listen for the speakers' feelings and opinions.

A	B
YES	NO
<div><div></div><div>.....</div></div>	<div><div></div><div>.....</div></div>
<div><div></div><div>.....</div></div>	<div><div></div><div>.....</div></div>
<div><div></div><div>.....</div></div>	<div><div></div><div>.....</div></div>
<div><div></div><div>.....</div></div>	<div><div></div><div>.....</div></div>
<div><div></div><div>.....</div></div>	<div><div></div><div>.....</div></div>
<div><div></div><div>.....</div></div>	<div><div></div><div>.....</div></div>

SPEAKING Part 4

In the last part of the test the examiner will ask you to talk with your partner about a topic.

Example:

‘Talk together about the places you would like to visit and what you would like to do there.’

Exam Tip

Talking together is rather like a game of tennis. You should take it in turns to ask and answer each other's questions.

2

How do I look?

Appearances, clothes

Appearances

1.1 Look at these pictures. Where are the people and what are they doing?


A



B



C



D



1.2 Use the words in the box below to describe the people in the pictures. Which word is usually only used to talk about men (write *M*)? Which ones are usually only for women (write *W*)? Which are for both (write *B*)?

good-looking slim tall beautiful handsome
smart pretty attractive bald

1.3 Find these in the pictures above and label the pictures.

long hair a beard a moustache short hair
dark hair fair hair curly hair straight hair

1.4 Use these adjectives to complete the sentences (1–5) below. One can be used twice.

light dark pale bright

- My hair is*dark*..... brown, almost black.
- My sister's hair is brown, almost blonde.
- My friend changes her hair colour every week. At the moment it's red.
- I knew he was ill as soon as I saw him because his face was so
- My friend's kitchen is yellow. I feel as if I need to wear sunglasses in there!

1.5 Put these words in order, starting with the youngest.

child baby teenager pensioner adult

Vocabulary note

thin, short, ugly, fat

Be careful with these words as they can sound rude. Using a negative with a positive adjective is a more polite way to say the same thing:
He's not very tall (instead of *He's short*)
and *She's not very pretty* (instead of *She's ugly*).

Vocabulary note

We use **light / dark** to describe hair.
We use **pale** for someone's face if they are ill.