

1A What are you like?

Activity 1 **A Pair work** Look at these pictures. Where are the people? What are they doing?



"They're at an amusement park. They're laughing and having fun."

B Pair work Describe the places in part A. Which kinds of places do you like the most? the least? Use these words and your own ideas.

| | | | | |
|------|---------|----------|----------|----------|
| busy | crowded | exciting | peaceful | relaxing |
| calm | dull | noisy | quiet | solitary |

"The amusement park is busy and noisy. I like calm, quiet places the most."


C Join another pair Discuss these questions.

- What is your favorite place?
- Why do you like it?
- What does this say about your personality?

"My favorite place is a coffee shop near school. I love to go there with my friends."

Activity 2

A Work alone Rank these colors from 1 (your favorite) to 9 (your least favorite). Then compare with a partner.



B Pair work Can you guess what these colors say about your personality? Write the colors next to the statements.

What Do These Colors Say About Your Personality?

green
white
purple
pink
blue
red
black
brown
yellow

You like fresh air, the outdoors, and cold weather.

You love things to be neat and clean, and you always plan ahead.

You are happy and friendly, and you love being in the sun.

You have a quick temper and strong feelings.

You like to be alone and "do your own thing."

You love to laugh and don't take things too seriously.

You care about the environment and love animals.

You like to tell people what to do and be in charge.

You love to discuss serious things and are very intelligent.

C Listen Did you guess correctly?

D Group work Discuss these questions.

- Is the statement about your favorite color true for you?
- Is the statement about your least favorite color false for you?
- What do you think about this personality analysis? Is it accurate or inaccurate?

"My favorite color is blue. I like fresh air and the outdoors, but I hate cold weather."

Activity 3

Communication task Work in pairs. One of you should look at Task 2 on page 76, and the other at Task 22 on page 84. You're going to ask each other about your habits and personal qualities.

1B Breaking the ice

Activity 1 **A Pair work** Imagine you want to meet Jenny or Greg. What would you say to “break the ice”?



Jenny

“I’d say, ‘Is anyone sitting here?’”



Greg


“You could also say, ‘Is this seat taken?’”

B Listen Annie is speaking to Jenny, and Tony is speaking to Greg. Check (✓) the icebreakers they use.



Annie

- Is anyone sitting here?
- Is this seat taken?
- Where are you traveling to?



Tony


- Is the coffee good?
- How’s the coffee here?
- What are you reading?

C Pair work Discuss these questions.

- Do you usually start conversations or wait for others to talk to you?
- Is it easy or difficult for you to talk to strangers?
- Where are you most likely to start conversations?

“I usually wait for others to talk to me. I guess I’m kind of shy.”

“I usually start conversations. I’m a talkative person!”

D Listen  First, guess Annie's and Tony's questions. Then listen to their conversations. Check your guesses.

Annie's questions

- What's _____ ?
- Where did _____ ?
- What were _____ ?
- Who was _____ ?

Jenny's answers

- Jenny.
- Lincoln High School.
- English and geography.
- Mrs. Green. She was the best!

Tony's questions

- What's _____ ?
- What are _____ ?
- When will _____ ?
- What will _____ ?

Greg's answers

- Greg.
- A history book.
- Next year.
- Maybe teach history. I don't know.

Activity 2

A Pair work Check (✓) the icebreakers you'd say to someone you are meeting for the first time. Write an X next to the icebreakers you'd never say.

| | Someone your age | | Someone much older | |
|---------------------------------|--------------------------|--------------------------|--------------------------|--------------------------|
| | male | female | male | female |
| How are you doing? | <input type="checkbox"/> | <input type="checkbox"/> | <input type="checkbox"/> | <input type="checkbox"/> |
| Are you married? | <input type="checkbox"/> | <input type="checkbox"/> | <input type="checkbox"/> | <input type="checkbox"/> |
| I love your jacket. | <input type="checkbox"/> | <input type="checkbox"/> | <input type="checkbox"/> | <input type="checkbox"/> |
| What do you do for a living? | <input type="checkbox"/> | <input type="checkbox"/> | <input type="checkbox"/> | <input type="checkbox"/> |
| We haven't met. My name's . . . | <input type="checkbox"/> | <input type="checkbox"/> | <input type="checkbox"/> | <input type="checkbox"/> |

B Join another pair How is your choice of icebreaker different for a male or female? for someone your age or someone much older?

"I wouldn't say 'How are you doing?' to someone much older. It's a little too informal."

Activity 3

A Pair work Imagine you're meeting for the first time. Start a conversation. Use these expressions to keep the conversation going.

- Really? Why is that? How come? That's interesting. What do you mean?

"What are you listening to?"

"Hip-hop. It's my favorite kind of music."

"That's interesting. It's my favorite, too. Who's your favorite singer?"

B Communication task Work in groups of three. One of you should look at Task 3 on page 77, another at Task 20 on page 83, and another at Task 23 on page 85. You're going to find out more about the students in your class.

Self-study

For extra grammar, listening, and vocabulary practice, go to pages 94–95.

2A Meeting new people

Activity 1 **A Pair work** These people are meeting for the first time. Are they making good first impressions?



"The people in the first picture are making a good first impression."

"I agree. They're smiling, and they look very friendly."

B Pair work Imagine you're meeting someone your age for the first time. Check (✓) the things you usually do. Write an X next to the things you never do.

| | |
|---|--|
| <input type="checkbox"/> shake hands | <input type="checkbox"/> touch the person on the arm |
| <input type="checkbox"/> bow | <input type="checkbox"/> look at the person directly |
| <input type="checkbox"/> hug | <input type="checkbox"/> look away from the person |
| <input type="checkbox"/> kiss the person on the cheek | <input type="checkbox"/> offer the person something to drink |
| <input type="checkbox"/> smile and say "Hi" | <input type="checkbox"/> offer the person something to eat |
| <input type="checkbox"/> stand very close | <input type="checkbox"/> if sitting, stand up |
| <input type="checkbox"/> exchange business cards | <input type="checkbox"/> if sitting, offer the person a seat |

"I guess I usually shake hands. What about you?"

"It depends. I sometimes shake hands, and sometimes I smile and say 'Hi.'"

C Join another pair Compare your answers. Then discuss these questions.

- Are your answers different if the person is older than you? younger than you?
- How do you say good-bye to someone you've just met?

"If the person is older, I always stand up."

"If the person is younger, I usually don't shake hands. I just say 'Hi.'"

Activity 2 **A Pair work** Read this magazine article. Can you guess the missing words?

FIRST IMPRESSIONS

A ccording to psychologists, people form first impressions based on how you _____, then on how you _____, and finally on what you say.

The way you look makes up _____ % of a first impression. This includes facial expressions, body language, and eye contact, as well as your clothes and general appearance. A friendly _____ seems to be the most important part of this.

The way you sound makes up _____ % of a first impression and includes how fast or slowly you _____. People listen to your tone of voice and decide if you sound _____ or unfriendly, interested or _____, and _____ or sad. What we say — the actual words — counts for only _____ % of the message.



People form first impressions within _____ seconds of meeting you. And first impressions don't change easily. If someone gets the wrong impression of you, it can take a long time to change his or her _____.

One problem is that in different parts of the world, the same behavior can give people a different impression. In some countries, if you look at the person _____, it shows you are friendly. In other countries, it can be rude, and it's more polite to _____ away from the person. Standing close to someone and touching the person's arm is normal in some places, but in others it's better to keep your distance. The person may think you're being *too* _____!

B Listen Now listen and check your guesses.

C Pair work Discuss these questions.

- Which ideas from the article do you agree with? Which do you disagree with?
- Do you think you usually make a good first impression? Why or why not?
- What do you think is most important — how you look, how you sound, or what you say?

Activity 3 **A Pair work** Imagine you're talking to someone you've just met. Which of these things is it OK to do?

answer your phone look at other people look through a magazine
 make a phone call send a text message talk about other people

"It's OK to answer your phone, but it's not OK to make a phone call."

"Do you think so? I think it's kind of rude to answer your phone."

B Pair work Role-play meeting for the first time in these situations. Try to make a good first impression!

at a concert at a party at a job interview on the first day of class

"Hi. Great concert, isn't it?"

"Yeah, I really like the music. Are you a friend of Jae Seok's?"

"Yeah. He's in my English class. By the way, I'm Steven. . . ."

2B On the phone

Activity 1 A Pair work Look at these pictures. Have these things ever happened to you?



"I was put on hold once. I waited for 30 minutes!"

B Pair work What phone behavior bothers you? Ask your partner the questions, and check (✓) the answers.

| Does it bother you when someone . . . ? | Yes | Sometimes | No |
|---|--------------------------|--------------------------|--------------------------|
| calls early in the morning | <input type="checkbox"/> | <input type="checkbox"/> | <input type="checkbox"/> |
| calls late at night | <input type="checkbox"/> | <input type="checkbox"/> | <input type="checkbox"/> |
| doesn't call back | <input type="checkbox"/> | <input type="checkbox"/> | <input type="checkbox"/> |
| leaves a long message | <input type="checkbox"/> | <input type="checkbox"/> | <input type="checkbox"/> |
| puts you on hold | <input type="checkbox"/> | <input type="checkbox"/> | <input type="checkbox"/> |
| talks too long | <input type="checkbox"/> | <input type="checkbox"/> | <input type="checkbox"/> |
| talks too loudly | <input type="checkbox"/> | <input type="checkbox"/> | <input type="checkbox"/> |
| uses call-waiting | <input type="checkbox"/> | <input type="checkbox"/> | <input type="checkbox"/> |

C Join another pair Discuss these questions.

- Compare your answers from part B. How are they similar?
- How many phone calls do you make each day? How many text messages do you send?
- What do you like the most about using the phone? What do you like the least?

D Pair work Imagine both of you want to meet later. Sit back-to-back and role-play a phone call. Use these questions and your own ideas.

Where are you? What are you doing?
 Who are you with? Where should we meet?

"Hi, this is Allie. Could I speak to Mindy?"

"This is Mindy. Hey, Allie, where are you?"

"I'm still at home. What are you doing?"



Activity 2

A Listen You will hear two answering-machine messages. Complete the top of each message.

1 For: Bob Smith
 From: _____
 Phone number: _____

 Message: _____

2 For: _____
 From: _____
 Phone number: _____

 Message: _____

B Listen again Complete the messages.

Activity 3

A Work alone Imagine you're going to visit a friend. Write your own information.

Name: _____ Cell phone: _____
 Arriving on (day): _____ E-mail: _____
 Arriving at (time): _____ Place to meet: _____

B Pair work Call your partner and ask to speak to the friend. Your partner takes the message. Take turns.

"Hi, this is Ben. Can I speak to Rebecca?"

"Sorry, she's not here. Can I take a message?"

"Yes. Please tell her I'm arriving on . . ."

Name: _____
 Arriving on (day): _____
 Arriving at (time): _____
 Cell phone: _____
 E-mail: _____
 Place to meet: _____

C Communication task Work in pairs. One of you should look at Task 4 on page 77, and the other at Task 24 on page 85. You're going to leave and take more messages.

Self-study

For extra grammar, listening, and vocabulary practice, go to pages 96–97.