

Cambridge University Press

978-0-521-68526-9 - Tree or Three?: An Elementary Pronunciation Course

Ann Baker

Frontmatter

[More information](#)

Tree or Three?

**An elementary
pronunciation course**

Ann Baker



Cambridge University Press
978-0-521-68526-9 - Tree or Three?: An Elementary Pronunciation Course
Ann Baker
Frontmatter
[More information](#)

CAMBRIDGE UNIVERSITY PRESS
Cambridge, New York, Melbourne, Madrid, Cape Town, Singapore, São Paulo

Cambridge University Press
The Edinburgh Building, Cambridge CB2 2RU, UK

www.cambridge.org
Information on this title: www.cambridge.org/9780521685265

© Cambridge University Press 2006

This publication is in copyright. Subject to statutory exception and to the provisions of relevant collective licensing agreements, no reproduction of any part may take place without the written permission of Cambridge University Press.

First published 1982
Second edition 2006

Printed in the United Kingdom at the University Presses, Cambridge

A catalogue record for this publication is available from the British Library

ISBN-13 978-0-521-68526-9 paperback
ISBN-10 0-521-685265 paperback

ISBN-13 978-0-0521-68526-9 paperback and audio CDs (3)
ISBN-10 0-521-68527-3 paperback and audio CDs (3)

Cambridge University Press

978-0-521-68526-9 - Tree or Three?: An Elementary Pronunciation Course

Ann Baker

Frontmatter



[More information](#)

CONTENTS




About this book	iv	41	/eɪ/	paper	91
Introduction for teachers	v	42	/ɔɪ/	boy	93
Thanks and Acknowledgments	vi	43	/aɪ/	kite	96
1 /s/ sun	1	44	/p/	pen	99
2 /z/ zoo	4	45	/b/	book	101
3 /ə/ (1) banana	7	46	/k/	key	104
4 /θ/ three	9	47	/g/	girl	106
5 /ð/ feather	11				
6 /iː/ sheep	13	Key			108
7 /ɪ/ ship	15				
8 /f/ fish	18				
9 /v/ van	20				
10 /w/ window	22				
11 /ə/ (2) banana	24				
12 /m/ mouth	26				
13 /n/ nose	28				
14 /ŋ/ ring	30				
15 /e/ pen	32				
16 /æ/ man	34				
17 /ʌ/ cup	36				
18 /ɑː/ heart	39				
19 /h/ hat	41				
20 /ɒ/ clock	43				
21 /ɔː/ ball	45				
22 /ə/ (3) banana	48				
23 /ɜː/ girl	51				
24 /l/ letter	53				
25 /r/ rain	55				
26 silent r bird	57				
27 /iə/ ear	59				
28 /eə/ chair	61				
29 /ʊ/ book	63				
30 /uː/ moon	65				
31 /t/ tin	67				
32 /d/ door	69				
33 /aʊ/ house	71				
34 /əʊ/ phone	73				
35 linking s this skirt	76				
36 /ʃ/ shoe	78				
37 /z/ television	80				
38 /tʃ/ chair	82				
39 /dʒ/ jam	85				
40 /j/ yoga	88				

ABOUT THIS BOOK

Who can use this book?

Tree or Three? is for beginner or elementary students who want to improve their English pronunciation. This book is for students working on their own, but teachers can also use many of the exercises in class. This symbol:  means that an exercise is suitable for pairs. This symbol  means that an exercise is suitable for a group of students..

What do I need?

You need a CD player. Every time you see this symbol:  you have to listen to the CD. You will also see a number. This tells you which track number to find on your CD player. Intonation is shown with arrows:  

It is also useful to have a small mirror. You can use the mirror to compare the shape of your mouth with the mouth pictures in each unit.

Do I need to know any special vocabulary before I start?

Here is a list of some important vocabulary that will help you use the book. Check the words in a dictionary now and write a translation

words in a dictionary now and write a translation	tooth
consonant	teeth
lips	throat
mirror	tongue
nose	voice
pronunciation	vowel
sentence	weak
sound	
strong	


What do I have to do?

Each unit contains different exercises. Here is a list of some things you have to do:

- listen** to words and sentences on the CD
- repeat** words or sentences that you hear on the CD
- tick** words or sentences that you hear on the CD
- underline** words or letters
- circle** words or letters
- match** words that have the same sound
- decide if information is **true** or **false**

Where can I check my answers to exercises?

For some exercises you will hear the answers on the CD after you speak.

For other exercises you will see this symbol:  This means you have to check your answers in the Key at the back of the book (see page 108–129).

Should I do all the units in the book?

You can look through the book and do any units that you feel are important for you.



If you want to check your pronunciation, it is a good idea to do all the units in the order that they appear in the book.

INTRODUCTION FOR TEACHERS

Level

This book is written for beginner–elementary students, but previous editions have also been used by students at other levels. *Ship or Sheep?* is written for intermediate level.

Class/Student working alone

The instructions are written for a student working alone, but can be used for classroom teaching as well. See the symbols in the section *About this book*, especially  and .

Minimal pairs

In this book, these are pairs of words/sentences which differ by only one sound, e.g. *Have you got a pen?/Have you got a pan?* These sometimes help students to hear – and then pronounce – sounds that are difficult for them. You may want to extend students' class practice of particular minimal pairs by inventing games or playing the following:

- 'Card games' Make cards for all the minimal pairs in units 1–6. Shuffle the cards and deal them face down all around the table. Turn over any two cards and read the words aloud. If they aren't minimal pairs turn them face down again and the next person plays. Collect as many pairs as you can in a time limit, e.g. ten minutes.
- 'Fingers' For each pair, say words rapidly at random, e.g. *tree tree three three tree three*. Students show with one or two fingers if they hear sound 1 or sound 2. Students practise in pairs and then back to back.

Website support

More information and support for this book can be found at:
http://www.Cambridge.org/elt/elt_projectpage.asp?id=2501157

Cambridge University Press

978-0-521-68526-9 - Tree or Three?: An Elementary Pronunciation Course

Ann Baker

Frontmatter

[More information](#)

vi

THANKS AND ACKNOWLEDGEMENTS

In the preparation of this new edition I would like to thank:

Sally Mellersh (formerly of Hammersmith and West London College) for updating and expanding the *List of likely errors* to accompany the new editions of *Ship or Sheep?* and *Tree or Three?* by its inclusion on the website

(http://www.cambridge.org/elt/elt_projectpage.asp?id=2501157).

David McCreath for IT assistance and contribution to my computer literacy. Sandra Turner for help with typing.

My editors Nóirín Burke, Frances Amrani and Roslyn Henderson, as well as the following teachers from all over the world who commented during development and gave me such practical advice:

Michele Chartrand-Hirsch, France; Ian Chitty, UK; David Deterding, Singapore; Sylvie Donna, UK; Elizabeth Downey, New Zealand; Lynda Edwards, UK; Laura Hancock, UK; David Hill, Australia; Kip Kelland, Italy; Kathy Keohane, UK; Andrea Paul, Australia; Gordon Francis Robinson, Singapore; Julietta Ann Schoenmann, UK; Roger Scott, UK

Continued thanks to J.D. O'Connor and Claude Boisson who advised me when planning order or presentation of sounds in the first edition of *Tree or Three?* Also Ralph Stanfield for his advice on student difficulties.

The publisher has used its best endeavours to ensure that the URLs for external websites referred to in this book are correct and active at the time of going to press. However, the publisher has no responsibility for the websites and can make no guarantee that a site will remain live or that the content is or will remain appropriate.

Illustrations by: Johanna Boccoardo, Pat Murray, Felicity House and Tony Wilkins

Cover design by Pentacor Book Design

Designed and typeset by Hart McLeod