

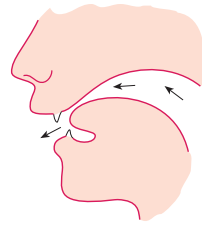



UNIT 1 /s/ sun




- 1**  Listen to /s/.
 Look at the mouth picture.
 Listen to /s/ and repeat.
 You do not need your **voice**, just **air**.



- 2**  Listen to the words and repeat:

1 **bus**



2 **glass**




3 **horse**




4 **house**



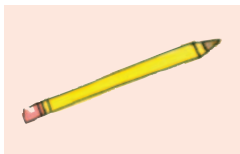
5 **bicycle**



6 **sofa**



7 **pencil**



8 **box**



9 **star**



10 **mouse**




11 **spoon**



12 **desk**



- 3**  Listen to the questions and say the answers.

EXAMPLE: What's number 1?
 Answer: It's a bus.



Pairwork

Ask a partner: 'What's number 1?',
 'What's number 2? ...'

2 UNIT 1 /s/ sun

4  Look at the picture and listen to the conversation.

SARAH: What's this, Sam?
 SAM: It's a bicycle.
 SARAH: And what's this?
 SAM: It's a house.
 SARAH: What's this? A bus?
 SAM: Yes.
 SARAH: And what's this? A horse?
 SAM: No, Sarah. It's a mouse!




5   Listen to the conversation again. Underline every /s/ sound.

EXAMPLE: Sarah: What's s this, sam?
 Sam: It's a bicycle.

6  Now listen to Sarah again. You are Sam. Practise the conversation.

EXAMPLE: Sarah: What's this, Sam?
 Answer: It's a bicycle.

 **Pairwork**
 Practise with a partner:
 You are Sarah. Your partner is Sam.

7  Look at the pictures and listen to the sentences. Say new sentences.

EXAMPLE: **It's a cup**



Answer: **They're cups.**



ship



shop

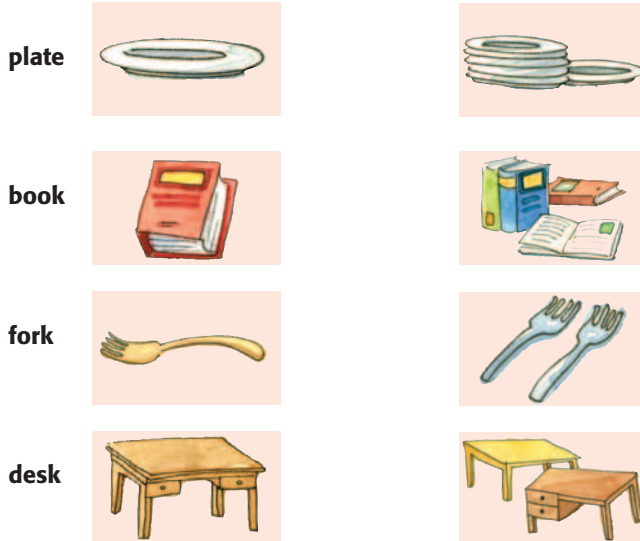


hat



cat





Listen to the words. Put a tick ✓ if you can hear /s/ in the word.
 Put a cross ✗ if you cannot hear /s/ in the word.

| | | | | |
|----------|---------|---|--------------|---|
| Example: | pencil | ✓ | picture | ✗ |
| | bicycle | ■ | sofa | ■ |
| | hat | ■ | answer | ■ |
| | unit | ■ | listen | ■ |
| | plate | ■ | conversation | ■ |