

UNIT

1

Hello!

In this unit

You learn

- simple present of *be*
- questions with *Who*
- possessive adjectives
- words for feelings

and then you can

- say hello/introduce yourself
- ask how people feel



19

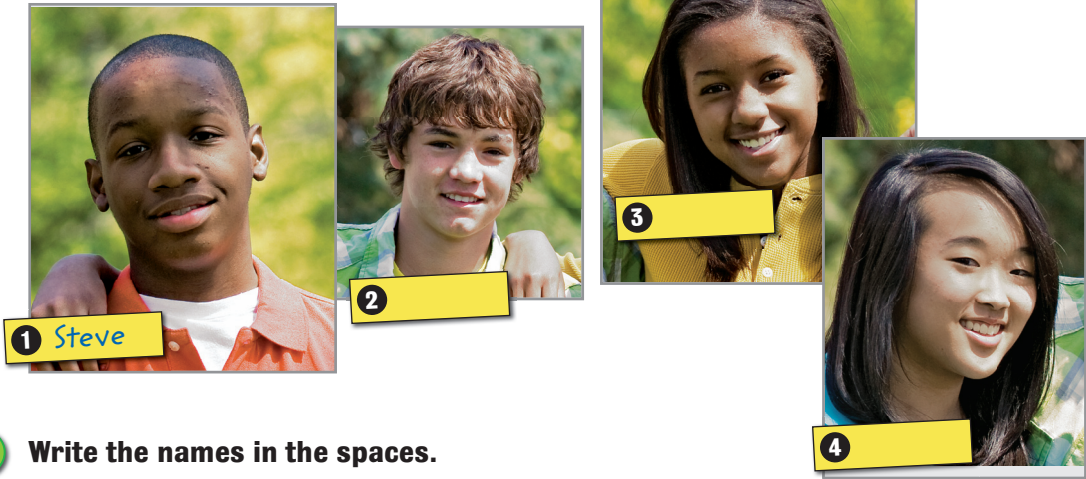
1 Listen and read.

Kate Hi, Steve.
Steve Hello, Kate. How are you?
Kate I'm pretty good, thanks.
And you?
Steve I'm good. Are you in the
band?
Kate Yes. I'm in the band. I play the
clarinet. And who are they?

Steve Oh, sorry. This is my friend Nicole.
She plays the flute.
Kate Hello, Nicole.
Nicole Hi, Kate.
Steve And this is my friend Jack. He's a
drummer like me.
Kate Hello, Jack. It's nice to meet you.
Jack It's nice to meet you, too, Kate.

Kate
Nicole
Jack
Steve

2 Write the names under the pictures.



3 Write the names in the spaces.

- 1 is pretty good.
- 2 is a clarinet player.
- 3 is a flute player.
- 4 play the drums.

Get talking Saying hello / introducing others

20 4 Listen and complete the dialogues.

Dialogue 1



Olivia Hello, Emma. How are you?
Emma Hi, Olivia. I'm fine, thanks.
How ¹..... you?
Olivia Great, thanks.
Emma Olivia, this ²..... Carl.
Carl, this ³..... Olivia.
Carl Hi, Olivia. Nice to meet you.
Olivia Hi, Carl. Nice to meet you, too.

Dialogue 2

Noah Hi, Anna. Meet Michael and Tony. They ⁴..... new here.
Michael Hi, Anna.
Anna Hi, Michael.
Tony Hello, Anna. How ⁵..... you?
Anna Hi, Tony. I'm fine, thanks. And ⁶.....?
Michael I'm OK, thank you.
Anna Oh, sorry. I ⁷..... late. Bye!
Michael and Tony Bye, Anna.
Noah Bye!



5 Act out dialogues in class. Use your own names.

Language Focus

Vocabulary Feelings

1 Follow the lines, and ask and answer questions.

happy
angry
excited
sad
cold
bored
hungry
hot
scared
nervous

Abi

Paul

Tracy

Jeff

Kelly

John

Lucy

Carlos

Clara

Corey

A Who's happy?

B John. Who's...?

Get talking Asking how people feel

2 Work with a partner. Look at the pictures, close your book and ask and answer.

Victor

Maria

Sally and Liz

Pedro

Kendra

A What's wrong with Victor?

B He's tired. What's wrong with Sally and Liz?

A They're scared.

Grammar

Simple present of *be* Affirmative

I'm in the band.
He's (She's/It's) OK.
We're (You're/They're) good.

I'm = I am
He's/She's/It's = He is/She is/It is
We're /You're/They're = We are/
You are/They are

1 Complete the sentences with *'m*, *'re*, or *'s*.

- 1 This is Katie. She from Texas.
- 2 I Victoria, not Vicky.
- 3 We hungry.
- 4 Sandy and Jolyn, you late!
- 5 Meet Brandon and Morgan. They new here.
- 6 Thank you, Jane. You great!
- 7 It a nice dog!
- 8 Isabel, meet Dominic. He my friend.

Simple present of *be* Negative

I'm not from Texas.
You/We/They aren't new here.
He/She/It isn't OK.

2 Rewrite the sentences. Use the short form.

- 1 It is not cold. *It isn't cold.*
- 2 We are not Texan.
- 3 You are not late.
- 4 I am not angry.
- 5 She is not happy.
- 6 They are not friendly.

3 Complete the sentences. Use the short form.

- 1 It *isn't* a dog. It's a cat!
- 2 They Texan. They're New Yorkers.
- 3 He angry. He's hungry.
- 4 You right. You're wrong.
- 5 She Ana. She's Lydia!
- 6 We 13. We're 14.
- 7 It my dog. It's his dog.
- 8 I Steve. I'm Matteo.

Simple present of *be* Questions and short answers

Am I scared of dogs?
Yes, **you are**. | No, **you aren't**.

Are you OK?
Yes, **I am**. | No, **I'm not**.

Is he/she/it friendly?
Yes, **he/she/it is**. | No, **he/she/it isn't**.

Are we/you/they new here?
Yes, **we/you/they are**. | No, **we/you/they aren't**.

4 Complete the questions and short answers.

- | | |
|------------------------------------|----------------------------|
| 1 <i>Is</i> Ana Texan? | No, she <i>isn't</i> |
| 2 you bored? | Yes, I |
| 3 I right? | No, you |
| 4 it a cat? | Yes, it |
| 5 they excited? | Yes, |
| 6 we wrong? | No, |
| 7 Steve 16? | No, |
| 8 you hot? | No, |

Questions with *Who...?*

- A **Who's** he?
B Santiago. He's from Argentina.
A **Who are** they?
B Pablo and Maria. They're from Mexico.

How do you say *Who...?* in your language?

5 Write the questions.


- 1 *Who's she*?
She's Ana.
2?
He's my friend, Steve.
3?
They're Steve and Lydia.
4?
I'm Sarah Jones.
5?
We're Mike and Jenny Smith.
6?
She's the new teacher.
7?
My favorite band is the Jonas Brothers.
8?
He's our friend Tony.

Possessive adjectives Review

I'm Peter. This is **my** friend Tom.
Lily, is this **your** dog?
This is my friend. **His** name's Mike.
Meet Lydia and **her** friend Steve.
It's a nice dog. What's **its** name?
We're happy. **Our** favorite band's in town!
Girls and boys, I'm **your** new English teacher.
Meet Jane and James and **their** friends from Michigan.

6 Listen and repeat the rap.

21




Skills

Reading

1 Read the story.


1 Max is on his new bike. His bike is red. His bike is fast. He's happy.




2 Tom's his friend. His bike is fast, too, but he isn't happy. He's nervous. He's very, very nervous!



3 Mr. and Mrs. Cross are at the bus stop. They aren't happy. They're cold. They're very, very cold!



4 Mrs. Bing is at the café. She isn't happy. She's angry. She's very, very angry!



5 The duck's in the road. It isn't happy. It's scared. It's very, very scared!



6 Max isn't on his bike now, and he isn't very happy. But the duck's happy and Mrs. Bing is happy. And Mr. and Mrs. Cross are happy. And Tom's happy, too. They're all happy. They're all very, very happy!




2 Complete the table.


	In Picture	In Picture
Max	1: <i>is very happy</i>	6: <i>isn't very happy</i>
Tom	2:	6:
Mr. and Mrs. Cross	3:	6:
Mrs. Bing	4:	6:
the duck	5:	6:

3 Work with a partner. Read the dialogue and draw an expression on the faces of Maria and Ella. Create other dialogues and expressions for Tim, Fred, and Lucas.


A Is Ella happy?
B No, she isn't.
She's sad.
Is Maria happy?
A Yes, she is.




Tim



Fred and Lucas



Ella



Sounds right Days of the week


22 4 Listen and repeat.

Monday, Tuesday, Wednesday—sad!
Thursday, Friday—they aren't bad!
Saturday and Sunday—great!
Tomorrow's Monday—don't be late!


Reading

5 Read the sentences and write the day of the week above the picture.


1 Monday




2




3




4




5



6



7



It's Monday morning.
Sue's tired.

It's Tuesday evening.
Sue's bored.

It's Wednesday afternoon.
Sue's angry.

It's Thursday morning.
Sue's nervous.

It's Friday afternoon.
Sue's excited. Tomorrow's the weekend.

It's Saturday afternoon.
Sue's busy. She's shopping.

It's Sunday. Sue's happy.

A Song 4 U The weekend is for me

23 6 Listen and complete. Then sing.

excited (x 2) nervous (x 2)
bored (x 2) angry (x 2)
tired (x 2)

On Monday I'm so ¹.....,
as ²..... as I can be.
I really don't like Monday,
no, Monday's not for me.
(No, it's not, not for me.)

On Tuesday I'm so ³....., yeah,
as ⁴..... as I can be.
There's nothing good on TV,
no, Tuesday's not for me.
(No, it's not, not for me.)

Chorus
It's just another day,
another day, you see.
It's a day like many others,
it's just not good, not good
for me.

On Wednesday I'm so ⁵.....,
as ⁶..... as I can be.
I've got a lot of homework,
no, Wednesday's not for me.
(No, it's not, not for me.)

On Thursday I'm so ⁷.....,
as ⁸..... as I can be.
We have a test on Thursday,
no, Thursday's not for me.
(No, it's not, not for me.)
Chorus




On Friday I'm ⁹.....,
as ¹⁰..... as I can be.
Tomorrow is the weekend,
the weekend is for me.

The weekend's here,
the weekend's here, you see.
The weekend is fantastic,
it's just the best for me!
The weekend is fantastic.
The weekend is for me! (x 2)

Writing for your Portfolio

7 How do you feel during the week? Write a short description.

On Monday I'm not tired. I'm excited...



Information Technology

Key words

- World Wide Web
- Internet research
- web page
- search engine
- search for
- type
- select
- click on
- webquest
- download



1 Read the facts about the *American MORE!* website.

FACT FILE

- There are billions of pages on the web. At the moment, English is the main language on the web.
- Google and Yahoo are two very popular search engines.
- To search for pictures only, go to www.google.com and click on *images*.



Then type a word, such as *Rockies*. A second later you have a lot of beautiful pictures.

- When you use Google, these tricks help you find information.

You type:	You find:
New York people	pages with “New York,” and “people”
New York OR Chicago	pages with “New York,” or “Chicago”
New York -people	pages with “New York” but not “people”
“concerts in Chicago”	pages with the exact phrase “concerts in Chicago”

This is what you find on www.cambridge.org/elt/americanmore

- Fun stories to read
- Interesting interviews and other texts to listen to
- Interactive grammar and vocabulary exercises

It is easy to find your way around the *American MORE!* website.

- Go to www.cambridge.org/elt/americanmore
- Click on extra resources
- Click on a unit
- Select the activity you want to do



2 The American MORE! webquest. Go to the American MORE! website and write the answers to these questions.

- 1 How many activities are there on the American MORE! website for Unit 10?
- 2 There is a story in Unit 10 called Mrs. Bing's Pet Shop. What is a "snark?"
- 3 In Unit 6, there is a Listening exercise, The Pirates' Parade. Who is Toby's pet?
- 4 Which unit has a grammar exercise on time?

Mini-project

3 Work in groups. Use the Internet.

- 1 Find the names of the three biggest cities in the United States.
- 2 Choose one of these cities. Find three pictures of it. Download the pictures.
- 3 Find out how many people live in the city.
- 4 Find the name of a hotel there. Find a picture of it.
- 5 Find the name of a museum or a school there.
- 6 Find the name of a baseball team.

4 Write a report. Include your pictures.



UNIT

2

In the classroom

In this unit

You learn

- imperatives
- questions with *Who, Where, Why, What, What color?*
- words for classroom objects
- prepositions

and then you can

- ask and say where things are

24 1 Listen and read.

Kate Nicole, don't sit there. Sit here, next to me.
Nicole OK, Kate. Thanks. What's the matter, Steve?
Steve Where's my pen?
Nicole I don't know. What color is it? Red?
Steve No, it's black.
Kate Look! It's there, on the floor under the table. Pick it up.
Nicole Who's she?
Kate I don't know—maybe she's a new teacher?
Miss Young Good morning. I'm Miss Young, your new teacher.
Nicole Good morning, Miss Young. You're right, Kate!

Steve Good morning.
Miss Young Why are you under the desk?
Steve My pen's on the floor. Ouch!
Miss Young Don't laugh, class—it isn't funny!
Kate Sorry, Miss Young.
Miss Young Well, come out and stand up. Who are you?
Steve Steve, Steve Johnson.
Miss Young Alright, sit down and be quiet. Now, everyone, open your books.