

Herbert Puchta and Jeff Stranks

# English in Mind

Podręcznik dla gimnazjum \* Student's Book Starter

PUBLISHED BY THE PRESS SYNDICATE OF THE UNIVERSITY OF CAMBRIDGE  
The Pitt Building, Trumpington Street, Cambridge, United Kingdom

CAMBRIDGE UNIVERSITY PRESS  
The Edinburgh Building, Cambridge CB2 2RU, UK  
40 West 20th Street, New York, NY 10011-4211, USA  
477 Williamstown Road, Port Melbourne, VIC 3207, Australia  
Ruiz de Alarcón 13, 28014 Madrid, Spain  
Dock House, The Waterfront, Cape Town 8001, South Africa

<http://www.cambridge.org>

© Cambridge University Press 2004

It is normally necessary for written permission for copying to be obtained in advance from a publisher. The worksheets in this book are designed to be copied and distributed in class. The normal requirements are waived here and it is not necessary to write to Cambridge University Press for permission for an individual teacher to make copies for use within his or her own classroom. Only those pages which carry the wording '© Cambridge University Press' may be copied.

First published 2004

Printed in Italy

*Typefaces* Agenda, Celeste. *System* QuarkXPress® [Pentacor]

A catalogue record for this book is available from the British Library

Library of Congress Cataloguing in Publication data

ISBN 0 521 75040 7 Student's Book  
ISBN 0 521 54719 9 Workbook with Audio CD / CD-ROM  
ISBN 0 521 75042 3 Teacher's Book  
ISBN 0 521 75043 1 Teacher's Resource Pack  
ISBN 0 521 75044 X Class Cassettes  
ISBN 0 521 54503 X Class Audio CDs

Module 1  
Me and others

Unit	Grammar	Vocabulary	Pronunciation
1 I know!	<i>What's ... ?</i> Plurals. <i>a &amp; an.</i>	International words. Classroom objects. Adjectives & opposites. The alphabet. Numbers 0–100.	Word stress.
2 She isn't American	The verb <i>be</i> (singular): statements & questions. Question words: <i>who, what, how old, where?</i>	Countries & nationalities.	<i>from.</i>
3 We're a new band	The verb <i>be</i> (plural): negatives & questions. <i>I (don't) like / Do you like?</i> Object pronouns.	Positive & negative adjectives.	<i>/ɪ/ &amp; /iː/</i>
4 She likes Harry Potter	Present simple: positive & negative, questions & short answers. Possessive <i>'s</i> ; possessive adjectives.	Family.	<i>/s/, /z/ &amp; /ɪz/</i>

Module 1 Check your progress

Module 2  
People and places

5 Where's the cafe?	<i>there's / there are.</i> Positive imperatives. Prepositions of place.	Places in towns. Numbers 100 +.	<i>/ð/ &amp; /θ/</i>
6 They've got brown eyes	<i>has / have got</i> <i>why ... ? because ...</i>	Colours. Parts of the body.	<i>/v/ they've</i>
7 This is delicious!	<i>I'd like / Would you like ... ?</i> Countable & uncountable nouns. <i>this/that/these/those</i>	Food.	<i>/w/ would</i>
8 I sometimes watch soaps	Present simple with adverbs of frequency.	Days of the week. TV programmes. Telling the time.	Compound nouns.

Module 2 Check your progress

Module 3  
Free time

9 Don't close the door!	Negative imperatives.	Adjectives to describe feelings.	Linking sounds.
10 We can't lose	<i>can/can't</i> (ability) <i>like/don't like -ing.</i>	Sports.	<i>can &amp; can't.</i>
11 Reading on the roof!	Present continuous.	House & furniture.	<i>/h/ have</i>
12 Can I try them on?	<i>can/can't</i> (asking for permission). Prepositions of time. <i>one/ones.</i>	Months of the year & seasons. Clothes.	<i>/æ/ &amp; /e/</i>

Module 3 Check your progress

Module 4  
Past and present

13 He was only 40	Past simple: <i>was/wasn't</i> & <i>were/weren't.</i>	Time expressions. Ordinal numbers & dates.	<i>was/wasn't</i> & <i>were/weren't.</i>
14 She didn't listen	Past simple: regular verbs, questions & negatives.	Verb & noun pairs.	<i>-ed</i> endings.
15 Where did they go?	Past simple: irregular verbs.	Adverbs.	Adverbs.
16 Now and then	Comparison of adjectives.	Adjectives & opposites.	<i>/ðən/ than</i>

Module 4 Check your progress

Speaking & functions	Listening	Reading	Writing
Spelling words. Exchanging phone numbers. Using classroom language.	International words. Classroom objects. The alphabet. Phone numbers.	Story: No problem.	Phone message.
Talking about nationalities & countries. Asking questions. Correcting information.	A game show.	Dialogue in a game show. Culture: Heroes and heroines.	Information about yourself.
Expressing likes & dislikes. Describing nouns.	People talking about things they like & don't like.	Interview with a singer. Story: They all want to go ...	Email about your favourite band.
Talking about your family. Asking questions about habits.	Dialogue about a family.	A famous writer. Culture: British families.	Paragraph about your family.
Asking for & giving directions. Saying where things are.	People giving directions.	A great trip to London! Story: I have no idea!	Short text about your town or city.
Talking about things you've got. Describing people. Giving personal information.	Descriptions of people.	Sally or Paula? Culture: Pets in the UK.	Descriptions of friends or family members.
Ordering food in a restaurant. Talking about food.	Dialogues in a shop and a restaurant.	Would you like our special? Story: I'm really hungry!	Letter to a host family.
Talking about regular activities & daily routine. Interviewing people about TV.	Times. Interviews about TV & TV programmes.	Different lives. Culture: What British teenagers watch.	Paragraph about TV.
Describing feelings. Giving orders.	A story. A song.	Letter to a boyfriend. Story: I miss San Francisco.	Email about your friends & school.
Talking about ability.	Information about abilities of people & animals. Dialogue about sports.	We never win but we always win. Culture: Sport in British schools.	Email about sports you do.
Talking about present activities. Describing a house.	Listen to sounds & describe activities.	Dialogue about present activities. Story: I'm on my way!	Postcard to a friend.
Talking about dates & seasons. Describing people's clothes. Discussing clothes & shopping. Asking for permission.	Descriptions of what people are wearing. Shopping dialogues.	Americans love to party! Dialogues in a clothes shop. Culture: London's carnival.	Email about a festival.
Talking about past situations. Talking about dates.	Dialogue about the Beatles. Dates.	There was a man at the door. Story: Rob's wallet.	Email about a holiday.
Questionnaire about past activities.	Radio quiz about past events.	The lady with the lamp. Culture: Steve Biko – a South African hero.	Paragraph for school magazine about a famous person.
Re-telling a story. Making guesses about past or present situations.	Radio interview about Lord Lucan.	The mystery of Lord Lucan. A mystery at sea. Story: Who's Caroline?	Story about a strange place.
Describing things. Comparing people, places & objects.	Dialogue comparing life now & in the past.	Island chef cooks in L.A. Culture: UK holiday camps – then and now.	Competition entry.

# 1


# I know!

- \* What's ... in English?
- \* Plurals; *a* and *an*
- \* Vocabulary: international words; classroom objects; adjectives and opposites; the alphabet; numbers 0–100

## 1 Read and listen

a Wpisz przy słowach numery właściwych ilustracji.

museum  TV  phone  pizza  sandwich  restaurant  city  taxi   
 football  hamburger  video  hotel



b Postuchaj i sprawdź. Wymawiaj podane słowa.

## 2 Vocabulary

### Classroom objects

a) Popatrz na ilustracje. Zapytaj nauczyciela: 'What's ... in English?'



1 ..... pen



2 .....



3 .....



4 .....



5 .....



6 .....



7 .....




8 .....



9 .....



10 .....

b)  Wpisz słowa z poniższej ramki pod ilustracjami w ćw. 2a. Posłuchaj i sprawdź.

pen notebook book cassette pencil desk board  
window door chair

c) Pracujcie w parach. Zadawajcie pytania o ilustracje i odpowiadajcie na nie.

A: *What's ... in English?*

B: *It's a desk.*



## Look

### Singular

one man

one woman

one person

### Plural

three (3) men

two (2) women

six (6) people

## 3 Grammar

### Plurals

Wpisz nazwy przedmiotów pod ilustracjami.



1 ..... 2 pens



2 .....



3 .....



4 .....




5 .....




6 .....

## 4 Pronunciation

### Word stress

a)  Słuchaj i powtarzaj słowa z kolumn.

A	B	C
read	open	computer
cheap	teacher	cinema
desk	hotel	hamburger

b)  Słuchaj i wpisz słowa w kolumnach A, B lub C.

# 5 Vocabulary

## Adjectives

**a** Wpisz słowa z ramki pod ilustracjami.

a big TV   an old man   a new book   a small hotel   a bad singer  
 an interesting film   ~~a cheap computer~~   a good hamburger



1 *a cheap computer*



2 .....



3 .....



4 .....



5 .....



6 .....



7 .....



8 .....

**b** Posłuchaj i sprawdź.

**c** Ułóż wyrażenia z podanych słów.

- 1 city / big / a  
*a big city* .....
- 2 CD / good / a  
.....
- 3 restaurant / an / expensive  
.....
- 4 interesting / museum / an  
.....
- 5 football / good / team / a  
.....
- 6 game / an / interesting / computer  
.....



### Look

- a big restaurant
- a good teacher
- an expensive hotel
- an interesting film

**d** Podaj przykłady do zwrotów w ćw. 5c.


a big city   Tokyo

**e** Połącz słowa o przeciwnym znaczeniu.

- |        |             |
|--------|-------------|
| good   | interesting |
| big    | new         |
| boring | bad         |
| old    | small       |
| cheap  | expensive   |




## 6 Listen

- a  Wysłuchaj alfabetu. Następnie słuchaj i powtarzaj.




- b Wpisz litery alfabetu pod odpowiednimi dźwiękami.

/e/	/eɪ/	/i:/	/aɪ/	/əʊ/	/u:/	/ɑ:/
f	a	b	i	o	q	r


- c  Słuchaj, sprawdź i powtarzaj.
- d Pomyśl o sławnej osobie. Przeliteruj jej imię koleżance lub koledze.  
M-A-D-O-N-N-A

## 7 Vocabulary

### Numbers 0–20

- a  Popatrz na liczebniki od 0 do 20. Słuchaj i powtarzaj.


0	zero / 'oh'	11	eleven
1	one	12	twelve
2	two	13	thirteen
3	three	14	fourteen
4	four	15	fifteen
5	five	16	sixteen
6	six	17	seventeen
7	seven	18	eighteen
8	eight	19	nineteen
9	nine	20	twenty
10	ten		

- b Słuchaj nauczyciela. Zaznaczaj (✓) te liczebniki, które usłyszysz.
- c  Zapisz numery telefoniczne, które usłyszysz w nagraniu.
- 1 ..... 3 .....
- 2 ..... 4 .....
- d Zadawajcie pytania i odpowiadajcie na nie.  
A: *What's your phone number?*  
B: *It's .....*

### Numbers 20–100

- e  Słuchaj i powtarzaj liczebniki.

20	twenty	70	seventy
30	thirty	80	eighty
40	forty	90	ninety
50	fifty	100	a hundred
60	sixty		

- f  Jak wymawiasz te liczebniki? Posłuchaj i sprawdź.


1	26	4	47
2	29	5	58
3	35	6	64





# No problem

## 8 Read and listen

a  Przeczytaj historyjkę i wysłuchaj jej.

