

## THE ALPHABET

1  0.03 Listen and repeat.

A B C D E F G H I  
 J K L M N O P Q R  
 S T U V W X Y Z

2 Copy and colour the vowels in your notebook: A in **blue**, E in **brown**, I in **black**, O in **red**, U in **white**.  
 Copy and colour the consonants **green**.

3  0.04 Listen and write the words in your notebook.

- |                |       |       |
|----------------|-------|-------|
| 1 <b>green</b> | 3 ... | 5 ... |
| 2 ...          | 4 ... | 6 ... |



### USE IT!



### MEDIATION

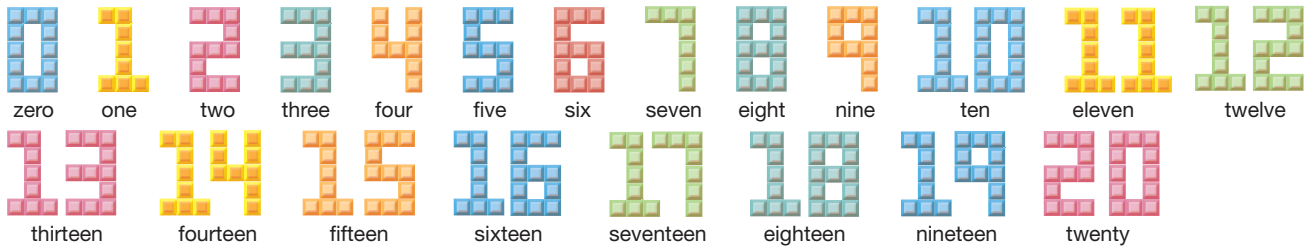
4 Copy the table in your notebook and complete for you.

	Me	My Partner
a name	?	?
a school object	?	?
a colour	?	?

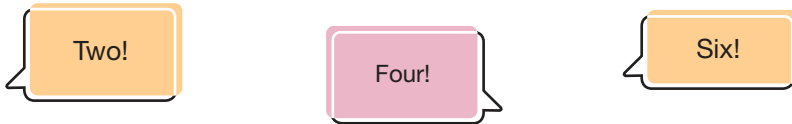
5 Work in pairs. Partner A: Spell your words. Partner B: Write the words for your partner. Take turns being A and B.

**NUMBERS 1-20**

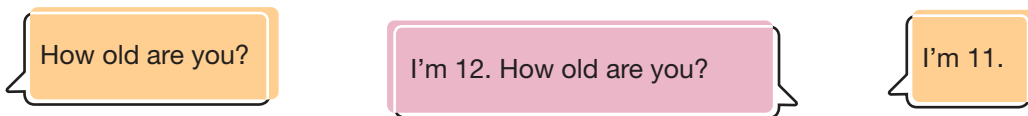
1 0.05 Listen and repeat.



2 Work with a partner. Count by twos.



3 0.06 Listen and repeat. Then practise with a partner.



**DAYS OF THE WEEK**

4 0.07 Listen and repeat.

Monday Tuesday  
 Wednesday Thursday  
 Friday Saturday Sunday

5 0.08 Listen and write the days of the week in your notebook.

- 1 Friday
- 2 ...
- 3 ...
- 4 ...
- 5 ...

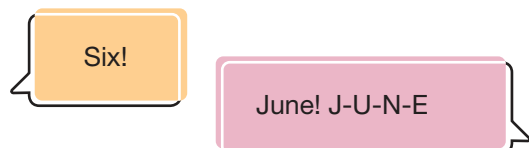
**MONTHS OF THE YEAR**

6 0.09 Listen and repeat.

JANUARY • February  
 March • April • May  
 June • July • AUGUST  
 September • October  
 November • December

7 Practise with a partner.

**Partner A:** Say a number between 1 and 12.  
**Partner B:** Say the corresponding month of the year and spell it.



**NUMBERS 20-100**

**1** **0.10 Listen and repeat.**

<b>20</b> twenty	<b>21</b> twenty-one	<b>22</b> twenty-two	<b>23</b> twenty-three	<b>24</b> twenty-four	<b>25</b> twenty-five	<b>26</b> twenty-six	<b>27</b> twenty-seven	<b>28</b> twenty-eight	<b>29</b> twenty-nine
<b>30</b> thirty	<b>40</b> forty	<b>50</b> fifty	<b>60</b> sixty	<b>70</b> seventy	<b>80</b> eighty	<b>90</b> ninety	<b>100</b> one hundred		

**2** **0.11 Listen and choose.**

- |          |    |    |    |    |
|----------|----|----|----|----|
| <b>1</b> | 3  | 13 | 30 | 5  |
| <b>2</b> | 5  | 15 | 50 | 4  |
| <b>3</b> | 32 | 52 | 62 | 14 |
| <b>4</b> | 9  | 19 | 99 | 40 |

**3** **What's the date today? Write the day, the month and the number in your notebook.**

Today is ... .

**TELLING THE TIME**

**4** **Look and write the correct times below in your notebook.**

- eleven o'clock
- five fifteen
- quarter past four
- nine o'clock
- quarter to one
- half past two



**1** quarter past four



**2** ...



**3** ...



**4** ...



**5** ...



**6** ...



**LOOK!**



quarter past five = five fifteen  
 quarter to one = twelve forty-five  
 half past two = two thirty

**1** **0.12** Look at the clocks and answer the questions in your notebook. Then listen and check.

1 What time is it in New York City?



It's *half past seven*.

2 What time is it in Tokyo?



It's ...

3 What time is it in London?



It's ...

4 What time is it in LA?



It's ...

**LOOK!**

What time is it? / What's the time?

**CLASSROOM LANGUAGE**

**2** **0.13** Match the classroom language (1–6) with the images (A–F) in your notebook. Then listen and check.

- 1 How do you spell *pencil*?
- 2 Look at that book.

- 3 What does *book* mean?
- 4 Write in this notebook.

- 5 Read this text.
- 6 Listen to that music.



**LOOK!**

This book. That book.



# 1 WHO AM I?



## UNIT GOALS

- Talk about your favourite things.
- Read a digital poster.
- Listen to a dialogue.
- Learn about students around the world.
- Talk about your personal information.
- Focus on the Key Competencies.



## THINK!



- 1 Look at the image and write words in English in your notebook.
- 2 Why are you special?



## VIDEO




- 1 Say three things in the video that are important to us.
- 2 What sports are in the video?

**VOCABULARY IN CONTEXT**


1 Look and write the things that are true for you in your notebook.

**FAVOURITE THINGS**


**A MY FAVOURITE THING:**



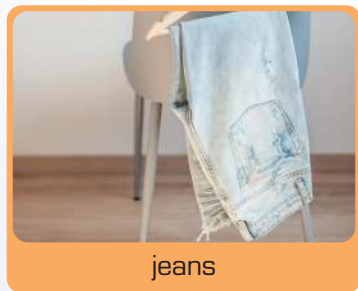
**B MY FAVOURITE PLACE:**



**C MY FAVOURITE ACTIVITY:**



**D MY FAVOURITE CLOTHES:**



**2** **1.01** Look at the images and complete the phrases in your notebook. Then listen, check and repeat.



A green **mobile phone**



My brilliant ...



My ...



Popular ...



My blue and white ...



My blue ...



A black ...



My favourite ...

**3** Copy the table in your notebook and complete. Use the words in Exercise 2.

PLACES	CLOTHES	THINGS	ACTIVITIES



**USE IT!**



**MEDIATION**

**4** Complete the sentences in your notebook so that they are true for you. Use a dictionary to help you. Then tell your partner.

- 1 My favourite thing is ...      2 My favourite place is ...      3 My favourite activity is ...







## READING



## YEAR 7 SPECIAL THINGS



Look at us! This is Year 7 and we're brilliant!



Hi, I'm Olivia. I'm 11. My new mobile phone is my favourite thing. It's cool! - Olivia



I'm Emma and this is Anna. She's my favourite friend. She's great! - Emma



Hello, Year 7 teachers! You're cool!!



Hi, my name's Raul and flamenco is a family tradition. The music is great! - Raul



Look! Max is my dog. He's black and white. He's two and he's very happy! 😊 Kyle

?

Who are you?  
 What's special about you?

[meridianforestschool.edu/year7/about.pdf](http://meridianforestschool.edu/year7/about.pdf)

**1** Look at the poster. Write all the elements that you see in your notebook.

- date and time
- images
- long texts
- title

**2** 1.02 Read the poster and listen. What is it about? Write the correct option in your notebook.

- important events at Meridian Forest School
- favourite things for Year 7 students
- the special students and teachers at Meridian Forest School

**3** Read the poster again and complete the sentences in your notebook.

- 1 **Students** in Year 7 are **brilliant**.
- 2 The t... are **cool**.
- 3 The m... is **great**.
- 4 The d... is **happy**.



## THINK!



What is special about your class? Write a sentence about you, a friend, a thing or your class. Use the **bold** words in Exercise 3.







**LANGUAGE IN CONTEXT**

**1** Look at the examples below. Copy the table in your notebook and complete the sentences from the poster.

Verb <i>be</i> Positive (+)	
Long Form	Short Form
I <b>am</b> Olivia.	I' <b>m</b> Olivia.
You <b>are</b> my friend.	You' <b>re</b> my friend.
He/She <b>is</b> two, and he/she <b>is</b> very happy!	He' <b>s</b> /She' <b>'</b> ... two, and he' <b>s</b> /she' <b>s</b> very happy!
It <b>is</b> cool!	It' <b>'</b> ... cool!
We <b>are</b> brilliant!	We' <b>'</b> ... brilliant!
They <b>are</b> cool!	They' <b>re</b> cool!

**2** Change the underlined parts of the sentences in your notebook. Use the example to help you.

- The teachers are great! *They're great!*
- Flamenco is a type of music and dance. ...
- My friend and I are happy. ...
- Evelyn is my favourite friend. ...
- Arthur is a cool student. ...

**LOOK!** **Max is** my dog.  
**He's** my dog.

**3** Write the correct words in your notebook.

- |                                     |                                    |
|-------------------------------------|------------------------------------|
| 1 Sarah <i>is / are</i> my teacher. | 4 My bike <i>is / are</i> at home. |
| 2 Max <i>am / is</i> my dog.        | 5 I <i>'m / 're</i> a student.     |
| 3 My jeans <i>is / are</i> blue.    | 6 We <i>is / 're</i> friends!      |

**4** Complete the text in your notebook with the correct forms of the verb *be*.

My name's Maria and I <sup>1</sup>*m* 12 years old. I <sup>2</sup>... in Year 7 at Meridian Forest School. My favourite thing <sup>3</sup>... my mobile phone. My favourite friends <sup>4</sup>... Lucia and Marco. They <sup>5</sup>... cool!



**USE IT!**



MEDIATION



**5** Complete the text in your notebook so it is true for you. Then tell your partner.

My name <sup>1</sup>... and I <sup>2</sup>... years <sup>3</sup>... I <sup>4</sup>... in Year <sup>5</sup>... at <sup>6</sup>... School. My favourite thing <sup>7</sup>... my <sup>8</sup>... My favourite friends are <sup>9</sup>... and <sup>10</sup>... They <sup>11</sup>... !

