

TEST 1

⌚ This test should not exceed 22 minutes.

Phase 1a

⌚ 3 minutes



Hello. My name is Jill.
What's your name?
Can you spell it for me?
And what shall I call you?

Where do you come from?
How long have you lived here?

Thank you. Could I have your
marksheets and identification?
Thank you.

My name's **Esther**.

My name's **Daniel**.



Now you are going to ask each other some questions. I want
you to find out from each other about the websites you use and
why you like them. You have two minutes to talk to each other.
Thank you.



TEST 1 PRACTICE

Test tips

- Before the exam, try to do something that helps you relax, e.g. listening to some music, or chatting with other people.
- Speak clearly. Remember that pronunciation is an important part of the Speaking test.
- When the other candidate is talking to you, show that you are interested. You could say things like 'Oh really ... ?'; 'Right, ...'; 'I see, that's interesting ...'.



1. The examiner will ask you and the other candidate questions about your name and nationality. Look at the questions he or she will ask you and practise this part of the test with a partner.



CD1

02

2. Listen to the examiner ask the candidates:

- their names
- where they come from
- how long they have lived here.



03

3. Now it's your turn. Listen and answer the examiner's questions using the same sentences you heard in the recording.



4. Working with a partner, ask each other questions about websites. Here are some questions to help you.

Useful questions

Which websites do you like to use?
How often do you look at the website?
Why do you like it?
What kind of information are you looking for?



04


5. Now listen to Esther and Daniel talking to each other about the websites they like to use. As you listen, write some notes about what you hear.



6. Now it's your turn again. You and your partner ask each other questions about websites.

TEST 1

Phase 1b

 7 minutes



In this part of the test, you are each going to talk for about one and a half minutes. While you are talking, your partner will listen to you. Your partner will then ask you three questions about what you have said.

Esther, you're going to tell **Daniel** about an actor or singer you really like and why you like them.

Daniel, you're going to tell **Esther** about what your perfect home would be like and where it would be.

You both have one minute to think about what you want to say. You can make notes if you want to. If there's anything you don't understand, please ask me.



Esther, are you ready? Please tell **Daniel** about an actor or singer you really like and why you like them. **Daniel**, listen, and ask three questions at the end.

Thank you. **Daniel**, please ask **Esther** your questions now.

Thank you.

Daniel, are you ready? Please tell **Esther** about what your perfect home would be like and where it would be. **Esther**, listen, and ask three questions at the end.

Thank you. **Esther**, please ask **Daniel** your questions now.

Thank you.



TEST 1 PRACTICE

Test tips

- Listen carefully when the examiner is telling you what to talk about. Remember that you can ask the examiner if you don't understand something.
- Before the real exam, why not practise talking for one and a half minutes on your own about a topic? You could use your mobile phone to record yourself.
- Remember to speak slowly and clearly.



1. Listen to the examiner tell Esther and Daniel about the task. After you have listened, you are going to do the same task.

Here are some ideas to help you:

AN ACTOR OR SINGER I LIKE

- *Who is the person?*
- *What do they look like?*
- *What song / film are they most famous for?*
- *Why do you like them?*

Useful language

An *actor / singer* I really like is ...
He/She is most famous for ...
His/her most famous *song / film* is ...
I really like him/her because ...

MY PERFECT HOME

- *Where would it be?*
- *Why would you like to live in this place?*
- *What could you see from the window of your perfect home?*
- *Who would live there with you?*

Useful language

My perfect home would be ...
From the window, I would see ...
I would like living there because ...
I would live there with ...



2. Practise this part of the test with your partner. One of you is Esther and the other is Daniel. Take turns to speak for one and a half minutes, following the examiner's instructions and using your notes to help you. Then ask each other three questions.



3. Now listen to Esther and Daniel doing this part of the test. Listen to the questions they ask each other and make some notes.



4. Now it's your turn again. Practise this part of the test with your partner.

TEST 1

Phase 2a

🕒 5 minutes



In this part of the test, you are going to listen to two recordings and answer some questions. You can make notes if you want to.

You hear some students talking about parties they have been to in their college. What did they like about the parties? The music, the food or the people?

Listen to the information.

Esther, in the first recording, what did they like about the parties? The music, the food or the people?

Thank you. **Daniel**, in the second recording, what did they like about the parties? The music, the food or the people?

Thank you.



Now listen again, and answer these questions.

Daniel, in the first recording, where in the college was the party? And what time did the party finish?

Esther, in the second recording, what time did the party start? And what did the man leave at the party?

Thank you.



TEST 1 PRACTICE

Test tips

- If you want to, you can write the questions, so that you can remember them.
- Your notes can be in English, or in your native language.
- You can ask the examiner to explain again if you aren't sure which question is for you, and which question is for the other candidate.
- When you're listening, think about the meaning of the *whole* recording, not just individual words.




1. You can practise this part of the test with a partner or by yourself. If you are practising by yourself, listen and answer ALL the questions yourself.
- Look at the words on page 16. Then listen to the two recordings and answer the examiner's questions.




2. Now listen to Esther and Daniel doing this part of the test. Do they get the questions right?

TEST 1

Phase 2b

 7 minutes overall



 3 minutes

Now you're going to plan something together.
I'd like you to imagine that two of your friends are getting married and have asked for your advice about the wedding party.
First talk together about where they should have the wedding party and choose the place you think would be best.


- Where to have the party?
- at their home
 - in a hotel
 - at a restaurant

Then plan and decide what to do about these things.

- Plan and decide
- who they should invite
 - what food they could eat
 - what else they need to organise before the party

You have two minutes to talk about this, so don't worry if I interrupt you.
Would you like to start now?
Thank you.



 4 minutes

Now you're going to talk together about meeting people. Talk to each other about the places where you can go to meet people and the things you can do to make new friends.
Thank you. That is the end of the test.



Test tips

- If the other candidate isn't speaking very much, ask him or her some questions.
 - Remember to work with the other candidate, and do the tasks *together*, rather than try to show that your English is better than the other candidate's.
 - Don't worry too much if you think you've made a grammar mistake. The examiner wants to hear what you can do in spoken English.
- It's a good idea to check that the other candidate understands what you have said. To do this, you could say 'Do you see what I mean?'.



1. With a partner, listen to the examiner's instructions and look at the words on page 17. Then practise talking together. Try to keep talking for two minutes.

We have to imagine that ...	Shall we suggest ... ?
It depends <i>how</i> / <i>where</i> / <i>who</i> ...	<i>A cheap</i> / <i>good</i> / <i>fun</i> idea would be ...



2. Now listen to Esther and Daniel doing this part of the test.
As you listen, decide whether these statements are true or false:
- a Esther checks that she has understood what the examiner has asked.
 - b Esther and Daniel think the wedding celebration needs to be expensive.
 - c Esther talks about her own wedding.



- 3.** Now practise speaking again with a partner about the same topic.



4. Read the examiner's instructions on the opposite page and then practise talking together. Try to keep talking for about four minutes.

- Where is the best place ...
- How often do you ...
- What kind of people ...
- What do you talk ...

- How can you ...
- Where do you go ...
- What's the best way to ...
- How easy is it to ...



5. Now listen to Esther and Daniel doing this part of the test.
- Why did the examiner ask ‘Is it easy or difficult to make new friends in the UK?’?



- 6.** Now practise this part of the test again with a partner.

TEST 1

Visual Materials Phase 2a

What did they like about the parties?

the music

the food

the people

TEST 1

Visual Materials Phase 2b

<p>Where to have the party?</p> <ul style="list-style-type: none">• at their home• in a hotel• at a restaurant	<p>Plan and decide</p> <ul style="list-style-type: none">• who they should invite• what food they could eat• what else they need to organise before the party
--	---