

STARTER

WELCOME!

VOCABULARY

Travel

1 Match the words in the box with the photos.
S.01 Then listen, check, and repeat.

accommodation ☐

backpacking ☐


resort ☐

sightseeing ☐

tourist attractions ☐

trip ☐

1



2 Complete the comments with the words from
S.02 Exercise 1. Then, listen and check.

Where did you go on vacation this summer?

London. It's a great city for ¹ _____ because there are so many ² _____, like Big Ben.

To a ³ _____ in Greece. The ⁴ _____ was amazing – a beautiful hotel right next to the beach.

I went ⁵ _____ in Mexico this summer – just me, my bag, and a paper map. It was the best ⁶ _____ of my life.

LEARN TO LEARN

Personalizing Vocabulary
Writing sentences helps you remember words.

Use It!

3 Write true sentences about your vacations with the words in Exercise 1.

Music and Theater

4 Match the nouns in the box with the definitions.
S.03 Then listen, check, and repeat.

audience lines part rehearsal scene show

1 when people practice a play _____

2 live performance in a theater _____

3 the words actors say _____

4 a character in a play _____

5 the people who watch _____

6 a part of a play _____

Use It!

5 Complete the questions with words from Exercise 4. Discuss the questions.

1 Have you ever been in a _____ at school? What _____ did you play? How did you learn your _____? Did you have any _____ before the show?


2 How is the _____ at the theater and movies different from at a concert?

3 If you were in a movie, would you want to appear all the way through the movie or be in one big, important _____?

Explore It!

Guess the correct answer.
What movies do these lines come from?
a “To infinity and beyond!”
b “Just keep swimming.”
Write other famous lines from movies in English.
Can your partner guess the movie?

READING
An Interview in a School Magazine

 **1** Look at the photo. What do you think the boy is doing? Read the interview and check your answer.

Now that we're back in school, everybody's talking about what they did during the summer. Some of you probably went to a resort or went sightseeing with your family, and most of you probably spent time at the pool with friends. But not Joshua Wills. His summer was very different. Let's find out why.

Joshua, you didn't have a normal summer vacation this year, did you? What did you do?

No, I didn't. I went to a theater camp for teenagers. Our teachers were real actors from the theater and TV. They taught us all about acting – you know, how to develop a character, how to project your voice and use your body. It was a lot of fun.

Did you put on a show?

We put on a musical about a detective. I played the part of the detective's assistant. We had one rehearsal every day for a week and then three performances. A lot of my friends and family came.

How did it go?

It was great, but on the first night, in the final scene, I forgot my lines. Everything was going really well and



then suddenly I couldn't remember anything! Everyone in the audience was looking at me, thinking, "What's wrong? He's not speaking. He's not even moving!"

Were you panicking?

I wasn't panicking. I was just frozen! But in the end, I remembered the lines and it was all OK.

Do you want to do more theater?

Definitely! I don't want to stop. In fact, I'm writing a play. It's more difficult than I expected, but I'm really enjoying it. I want to put it on at school.

Are you looking for any actors?

Of course! Why? Do you want to join us?

Maybe! It sounds like fun!

2 Read the interview again and answer the questions.

1 Why was Joshua's summer vacation unusual?

2 What did the theater camp participants learn?

3 How often did the group practice their play?

4 What problem did Joshua have?

5 How did the audience react to the problem?

6 Why is Joshua looking for actors now?

3 Find words in the interview that mean ...

1 speak loudly and clearly (phrase).

2 somebody who helps someone do their job (n). _____

3 unable to move (adj). _____

4 100 percent yes! (adv). _____




4 Discuss the questions.

1 Joshua's teachers were real actors. What is good about this?

2 Have you ever acted or spoken in front of a big group of people? How was it?

Watch video S.1
What did he do every day?
What's he doing now?

	Simple Present	Present Continuous	Simple Past	Past Continuous
+	It sounds like fun.	I ³ _____ writing a play.	We had one rehearsal every day.	Everyone in the audience ⁷ _____ looking at me.
-	I ¹ _____ don't want to stop.	He isn't speaking .	You ⁵ _____ have a normal summer vacation this year.	I ⁸ _____ panicking .
?	² _____ you want to join us?	⁴ _____ you looking for any actors?	What ⁶ _____ you do ?	Were you panicking?

-  **2** Complete the sentences with the correct form of the verbs in parentheses. Then listen and check.

- 1 Mike goes (go) sightseeing every year.
- 2 Amalia _____ (not learn) her lines until the night before the first show.
- 3 A Where's Harry? B He _____ (read) in his room.
- 4 You didn't like the play, did you, Eddie? You _____ (sleep) during it!
- 5 I'm so happy we _____ (not stay) in that resort last week when the terrible storm came.
- 6 Ana's not at the rehearsal because she _____ (not feel) well right now.

- begin do get up go ~~have~~ not finish
not forget practice start think

 Use It!

- 1 what / you / do / at nine o'clock last night
What were you doing at nine o'clock last night?
- 2 what time / you / get up / today
- 3 during the summer / you / prefer to go sightseeing or go to the beach
- 4 what time / you / usually / get up / when you're on vacation
- 5 speak English to anyone / last week
- 6 what / you / wear / at the moment

- What were you doing
at nine o'clock last night?

I was watching some
videos online.

VOCABULARY AND
LISTENING
Ways of Communicating

1 Match the verbs in the box with emoticons 1–9. Then listen, check, and repeat.

describe ☐ shake hands ☐ translate ☐

greet ☐ shout ☐ wave ☐

post ☐ smile ☐ whisper ☐

1

2

3

4

5

6

7

8

9

- 2** Listen to the conversations and **circle** the correct words from Exercise 1.
- 1

 whisper / shake hands
- 2

 translate / smile
- 3

 post / shout
- 4

 greet / translate
- 5

 wave / describe

3 Do we express the verbs in Exercise 1 with actions or words? Complete the chart.

Actions	Words
shake hands	describe

LEARN TO LEARN

Describing Words You Don't Know with Other Words or a Gesture

When you don't know a word, use words you do know to describe it or use gestures to express what you mean.

4 Express or explain the words in the box with other words or gestures.

accommodation cry dance frozen movie

sing stand up tourist attraction

It's a place where you can stay.

Accommodation?

Use It!

5 Use gestures or tell your partner *I do this when ...*. Can they guess the verb?

A Talk

6 Listen to Mateo and mark (✓) the tips that helped him learn English.

- a

 Describe a word with other words.
- b

 Take a language course.
- c

 Don't worry about making mistakes.
- d

 Listen to music.
- e

 Talk as much as possible.
- f

 Translate words and make them sound English.
- g

 Watch TV.

7 Listen again and complete each sentence with one word.

- 1

 Mateo is studying _____ in college.
- 2

 He didn't understand the family at first because they _____ so fast.
- 3

 When he doesn't know a word, he describes it or _____ it and makes a word in English similar to the Spanish word.
- 4

 A lot of things were different for him, but he liked the _____ best.

Voice It!

8 Discuss the questions.

- 1

 Which of Mateo's tips do you use?
- 2

 Which tips would you like to try?

GRAMMAR IN ACTION
Present Perfect and Simple Past



Watch video S.2
Where did she go last summer?
Which language has she never studied?

	Present Perfect	Simple Past
+	I've been in college now for three months.	I started my course in October.
-	I haven't stopped ¹ <u>since</u> I was there! I've ² _____ been to New York.	I met a lot of people in the first few weeks.
?	Have you ³ _____ been to New York?	Did you go to New York last year?

1 Complete the examples in the chart above with *ever*, *since*, or *never*.

3 **Circle** the correct words. Then listen and check.



Get It Right!

We don't use the simple present with **since**.

We've been here since Tuesday.

NOT ~~*We are here since Tuesday.*~~

2 Look at sentences a–d. **Circle** the correct options to complete the rules.

- a Last year, I **spent** six months in New York.
- b I **didn't understand** the kids because they **spoke** fast.
- c I've **met** so many interesting people!
- d I've **stayed** in contact with people I **met** in New York.

- 1 Use the *present perfect* / *simple past* for things that happened in a finished time period, e.g., last year.
- 2 Use the *present perfect* / *simple past* for things that happened in the past in an unfinished time period or when the exact time of the action is not important.

BEN ¹ Have you ever been / Did you ever go to a music festival?

JESSIE Yeah, ² I've been / went to one this summer. It was great.

BEN Where ³ has it been / was it?

JESSIE Near the town where we ⁴ have been / went on vacation. ⁵ We've stayed / stayed in the town a lot of times, but this was our first time at the festival.

BEN What ⁶ have you liked / did you like best?

JESSIE The Night Owls ⁷ have had / had some amazing dancers and ⁸ have sounded / sounded incredible.

BEN ⁹ I've never heard / didn't hear of them.

JESSIE Oh, they're great! ¹⁰ I've liked / liked them for ages.



4 Complete the text with the simple past or present perfect.

I ¹ have never been (be) to Mexico, but last summer I ² _____ (get) a job in a Mexican restaurant. I ³ _____ (meet) tons of people since I ⁴ _____ (start) working there and I ⁵ _____ (make) friends. At first they ⁶ _____ (speak) to me in Spanish, but I ⁷ _____ (not understand). Since then I ⁸ _____ (go) to Spanish classes and I ⁹ _____ (learn) a lot. Our teacher ¹⁰ _____ (teach) us how to describe things when we don't know the exact word.



Use It!


5 Discuss the questions.

- 1 How many cities in your country have you visited?
- 2 How long have you known your best friend?
- 3 Have you ever been to a festival?

I've been to three cities. I went to the capital last month, but there are some cities I've never been to.

WRITING
An Informal Email

1 Look at the photos. What can you see? Read Azra’s email and put the photos in the correct order.



2 Read the email again. Why did Azra write the email? What did she enjoy about her visit?

¹From: azra.kara@myemail.com
²To: gaby.bates@myemail.com
³Subject: Thank you

⁴Hi Gaby,
⁵How are things? ⁶I just wanted to say thank you for a great visit to Seattle. I had an amazing time and your family is so kind!
I loved meeting your friends and visiting the city. There’s so much to see! I learned so much about the U.S.A. that I didn’t know before. I’ve listened to the playlist you made me a lot of times since I got back home, and I know all the words to the songs!
I’ve told my friends all about my trip and they’re really looking forward to meeting you next month. I can’t wait to take you sightseeing in Istanbul to show you all the tourist attractions and introduce you to my friends and family. We’ve bought tickets to go and watch a Turkish dance show while you’re here – I hope you like it!
⁷Write back soon.
⁸Love, Azra

3 Match a–h with the parts of the email 1–8.

- | | | | |
|----------------------------|--------------------------|--------------------------|--------------------------|
| a address of the recipient | <input type="checkbox"/> | e last sentence | <input type="checkbox"/> |
| b address of the sender | <input type="checkbox"/> | f reason you are writing | <input type="checkbox"/> |
| c ending and your name | <input type="checkbox"/> | g beginning and name | <input type="checkbox"/> |
| d first sentence | <input type="checkbox"/> | h topic of the email | <input type="checkbox"/> |

4 Complete the *Useful Language* box with phrases from the email.

Useful Language

Starting and ending an informal email
Start + name: Hello Gaby, / ¹_____,
First sentence: How are you? / Thanks for your email. / ²_____
The reason you are writing: I’m writing to / ³_____
Last sentence: See you soon. / Bye for now. / ⁴_____.
End + name: Take care, Azra / ⁵_____

PLAN

5 Imagine you are writing an email to a penpal in an English-speaking country. You have visited their country. They are going to be visiting yours soon. Take notes.

Where did you go? _____
What did you do? _____
What did you like about your visit? _____
What are you going to do when they visit you? _____

WRITE

6 Write your email. Remember to include language and vocabulary from this unit, phrases from the *Useful Language* box, the parts of the email in Exercise 3, and the ideas in Exercise 5.

CHECK

- 7 Do you ...
- start and end the email correctly?
 - give the reason why you are writing?
 - say what you are going to do when your penpal visits?

1

What is fashion?

LEARNING OUTCOMES

I can ...

- understand texts about technology and fashion
- give my opinion politely
- comment on a blog entry
- understand how to use the present perfect simple and continuous and modifiers
- talk about and describe clothes and shoes
- categorize adjectives, record new verbs, compare British English and American English, and write different kinds of example sentences



Start It!

- 1 Look at the photo. Do you like the clothes that the people are wearing? Why / Why not?
- 2 Before you watch, what does fashion mean to you?
- 3 Name three ways fashion changed in the 1960s. Watch and check.
- 4 What is your favorite fashion style?



Watch video 1.1



Grammar in Action 1.2

p13



Grammar in Action 1.3

p15



Everyday English 1.4

p16



Globetrotters 1.5

p18

VOCABULARY
Describing Clothes and Shoes



1.01 **1** Match the adjectives in **bold** with the numbers in the photos. Then listen, check, and repeat.

- | | | | |
|-------------------|--------------------------|----------------------|--------------------------|
| baggy jeans | <input type="checkbox"/> | long-sleeved dress | <input type="checkbox"/> |
| checkered skirt | <input type="checkbox"/> | plain cotton T-shirt | <input type="checkbox"/> |
| denim skirt | <input type="checkbox"/> | polka-dot shoes | <input type="checkbox"/> |
| flowery dress | <input type="checkbox"/> | striped T-shirt | <input type="checkbox"/> |
| high-heeled boots | <input type="checkbox"/> | tight jeans | <input type="checkbox"/> |
| leather shoes | <input type="checkbox"/> | | <input type="checkbox"/> |

1.02 **2** Alex and Isabel are shopping for clothes for a school party. Listen to the conversation. Which things in Exercise 1 do they buy?

LEARN TO LEARN

Categorizing

When we use a lot of adjectives to describe one thing, we use this order: shape, color, pattern, material.

3 Complete the chart with the adjectives from Exercise 1.

Shape	Pattern	Material
baggy		

4 Write three sentences describing the clothes in Exercise 1. Use at least two adjectives in each sentence.

- 1 *She's wearing a blue cotton T-shirt.*
- 2 _____
- 3 _____
- 4 _____

5 Read your sentences in Exercise 4. Can your partner guess which person you are describing?

Use It!

6 Discuss the questions.

- 1 Which clothes in Exercise 1 do you have?
- 2 Can you describe the clothes you are wearing?
- 3 Which shapes, patterns, and materials do you usually wear? Which do you never wear?

Explore It!

Guess the correct answer.

Some celebrities wear special “anti-paparazzi” scarves. What do you think these scarves do?

- a make their faces more beautiful
- b make the photos turn black
- c make the celebrities look ugly

Find out about a clothing designer. Write a question for your partner to answer.

Fashion & Technology

CONNECTED CLOTHES

Anyone who has been reading my blog for a while knows that I'm a huge fan of technology in fashion. Here are my latest discoveries.

- 1

We've all seen watches that measure how much we move or sleep, but what about a T-shirt? Over the last few years, scientists have been developing clothes that can record information about our heart rate or breathing and that can help us stay healthy. Most people have a denim jacket. But have you ever seen a denim jacket that can play music or send instant messages? Well, scientists have designed one that can. You just have to touch the sleeve and your music starts playing!
- 2

Scientists have also created clothes with sensors that take our body temperature and circulate warm or cool air through the material so that we never feel too hot or too cold. Special clothes for astronauts or emergency service workers have been using this technology for years, but now companies have created similar materials for everyday clothing and shoes. Great! No more hot, sweaty feet!
- 3

Now there are even smart clothes that produce energy while we're wearing them! Scientists in South Korea have created a material that turns movement into electricity. So you can charge your phone while you're doing exercise or just walking around! That's smart!
- 4

Finally, if you haven't been following my updates on 3-D printing, check out these trendy designs. My favorite is the high-heeled shoes. I love the fact that each design is individual and that one day we'll be able to design and print our own patterned or plain clothes and shoes at home.



READING A Blog Entry

- 1

Look at the pictures. How do they combine technology and fashion?
- 2

1.03

Read the blog entry. Match headings a–d with paragraphs 1–4.

a 3-D Printed Clothes

b Clothes That Change Temperature

c Connected Clothing

d Energy-Producing Clothes
- 3

Read the blog entry again and answer the questions.

1

How can we watch our health with connected clothing?

2

How does the denim jacket in the text play music?

3

What's good about creating electricity with clothes?

4

What does the blogger predict about 3-D printed clothes?

- 4

Find words in the blog that mean ...

1

the part of clothing that covers your arm (1). _____

2

to move around something (2). _____

3

to put electricity into a device like a phone (3). _____

4

the latest information (4). _____

5

to produce something with a printer (4). _____

Voice It!

- 5

Discuss the questions.

1

Would you like to have any of the smart clothes in the blog?

2

What other things would you like clothes to do in the future?

3

Do you think smart clothes are important? Why / Why not?

Finished? p118 Ex. 1

GRAMMAR IN ACTION
Present Perfect Simple and
Present Perfect Continuous



Watch video 1.2
How long has Tara been knitting?
How many people have bought Patrick's shoes?

	Present Perfect Simple	Present Perfect Continuous
+	Scientists ¹ <u>have</u> also created clothes with sensors.	Over the last few years, scientists ³ _____ been developing clothes that can record information.
-	He hasn't bought any 3-D printed clothing yet.	If you ⁴ _____ been following my updates on 3-D printing, check out these trendy designs.
?	² _____ you ever seen a denim jacket that can play music?	How long have you been reading my blog?

- 1 Complete the examples in the chart above with the correct form of *to have*.
- 2 Complete the rules with *simple* or *continuous*.

1 In present perfect _____ sentences, the focus is on the result of an activity.

2 In present perfect _____ sentences, the focus is on how long the activity is.
- 3 Put the words in the correct order to make sentences.

1 a lot of / I've / blog entries / written / .
_____ I've written a lot of blog entries.

2 since / a fashion blog / writing / She's been / January / .

3 made / Have you / your own clothes / ever / ?

4 been / He's / two years / designing / for / clothes / .

- 1.04 4 Complete the text with the present perfect continuous form of the verbs in the box. Then listen and check.

help make not practice ~~try~~ watch work

Recently I ¹ 've been trying to learn how to knit. It's really difficult! I ² _____ a lot of videos online, but I ³ _____ very much. I ⁴ _____ a scarf for a few days now, but it's full of holes and looks awful. My mom ⁵ _____ me, too, but she ⁶ _____ all week and doesn't really have much free time.



- 1.05 5 Complete the sentences with the present perfect simple or continuous form of the verbs in parentheses. Then listen, check, and repeat.
- 1 How long has he been designing clothes? (design)
- 2 _____ you ever _____ to knit? (learn)
- 3 She _____ never _____ high-heeled shoes. (wear)
- 4 I _____ in these shoes all morning and my feet really hurt! (walk)

Use It!

- 6 Imagine you are a fashion designer. Make questions with the present perfect simple or continuous. Then think of your answers.
- 1 What / designed?

- 2 Who / worn your designs?

- 3 How long / designing clothes?

- 7 Ask and answer the questions. Which designer makes the most interesting clothes? Why?

I've designed a coat that changes color when it gets wet!

Finished? p118 Ex. 2