

## PEOPLE

## UNIT 1

**UNLOCK YOUR KNOWLEDGE**

Work with a partner. Ask and answer the questions.

- 1 What can you see in the photograph?
- 2 What is happening?
- 3 Why do people enjoy events like this?



WATCH AND LISTEN

Discovery  
EDUCATION



PREPARING TO WATCH

UNDERSTANDING  
KEY VOCABULARY

1 You are going to watch a video about some people who are making a nature film. They are in Alaska. Match the words from the box with the pictures below (1–4).


equipment   helicopter   seal   tracks



1 \_\_\_\_\_



2 \_\_\_\_\_



3 \_\_\_\_\_



4 \_\_\_\_\_

- 2 Read the sentences about film makers and circle the correct answers.
- 1 A cameraman *takes pictures* / *buys films*.
  - 2 A sound man *writes the music* / *records what he can hear*.
  - 3 An assistant *helps* / *teaches* other people.
  - 4 A producer *buys* / *sells* things for the film makers.
  - 5 A presenter *plans the film* / *speaks to the camera*.
  - 6 The crew is everybody who is *making* / *watching* the film.

WHILE WATCHING

- 3 Watch the video and answer the questions.
- 1 How do the film makers travel in Alaska?
  - 2 What do they want to film?
  - 3 What do they see from the helicopter?
- 4 Watch again. Circle the correct answers.
- 1 Where does Glenn make films? *All over Alaska* / *All over the world*
  - 2 How many people live in Kaktovik? *Three hundred* / *Four hundred*
  - 3 How much equipment does the crew have? *A little* / *A lot*
  - 4 How many polar bears do they see? *Three* / *Four*
  - 5 Where do the crew film the polar bears? *On the ice* / *From the helicopter*

UNDERSTANDING  
MAIN IDEAS

UNDERSTANDING  
DETAIL

DISCUSSION

- 5 Work in groups. Ask and answer the questions.
- 1 Which job in a film crew is the best, do you think?
  - 2 Would you like to make nature films? If yes, where?
  - 3 Would you like to go to places like Alaska? Why? / Why not?
  - 4 Would you like to make other kinds of film?



LISTENING 1

Understanding key vocabulary

Before you listen, try to understand the key vocabulary in the Preparing to listen exercises. These words will help you understand the main ideas of the recording.


PREPARING TO LISTEN

- 1 You are going to listen to four students talk about somebody they know. Before you listen, read about two other students. Then write words from the texts in the table below.

UNDERSTANDING  
KEY VOCABULARY



My name's Fahd and I'm from Saudi Arabia. I'm 19 and I'm a student. I have a brother and three sisters. My family's from Riyadh, but my brother has a house in Jeddah. He's a doctor there.



My name's Li Yu Lin and I'm from China. I'm 21 and I'm a student. I have one brother. We have a hotel in Shanghai. My mother and father are the managers.

topic	key vocabulary
family	brother, ...
occupations	student, ...
countries	Saudi Arabia, ...

PRONUNCIATION FOR LISTENING

- 2 11 How many syllables do these words have? Listen and write 1, 2 or 3 in the boxes.

- 1 introduce ☐
- 2 please ☐
- 3 Peru ☐
- 4 Turkey ☐
- 5 twenty ☐
- 6 eighteen ☐
- 7 study ☐
- 8 business ☐
- 9 computer ☐
- 10 producer ☐

EXPLANATION

Stress on one syllable in a word

When a word has more than one syllable, one syllable in the word has more stress than the others. We say it in a longer, louder way than the other syllables. The stressed syllables in these words are underlined.

bro-ther      ma-na-ger      oc-cu-pa-tion

3  1.1 Listen again. Underline the stressed syllables.

WHILE LISTENING

4  1.2 Listen to four students. Match the countries to the people.

Peru   Japan   Turkey   United Arab Emirates



1 Hussain \_\_\_\_\_



2 Nehir \_\_\_\_\_



3 Carlos \_\_\_\_\_



4 Koko \_\_\_\_\_


5  1.2 Listen again. Circle the correct answers to the questions.

- 1 They talk about
  - a teachers in their school.
  - b students in their class.
  - c their friends at home.
- 2 They tell us about these people's
  - a families.
  - b holidays.
  - c homes.
- 3 They also tell us what these people want to
  - a do in the holidays.
  - b change at home.
  - c study at university.

LISTENING FOR  
MAIN IDEAS



LISTENING FOR  
DETAIL

- 6  1.2 Write T (true) or F (false) next to the sentences. Then listen again and check your answers.
- 1 Koko is 18. \_\_\_\_\_
  - 2 Her father is a TV presenter. \_\_\_\_\_
  - 3 Hussain is 20. \_\_\_\_\_
  - 4 He has two brothers and a sister. \_\_\_\_\_
  - 5 Nehir has a brother. \_\_\_\_\_
  - 6 Her family has a hotel. \_\_\_\_\_
  - 7 Carlos is 18. \_\_\_\_\_
  - 8 His mother is a teacher. \_\_\_\_\_
- 7 Work with a partner. Ask and answer questions about the people in Exercise 4.
- 1 What's his/her name?
  - 2 How old is he/she?
  - 3 What does he/she do?
  - 4 Where's he/she from?
  - 5 Does he/she have any brothers and sisters?
  - 6 What does he/she want to do in the future?

DISCUSSION

- 8 Work with a partner. Talk about
- your name (*I'm ...*).
  - your occupation (*I'm a(n) ...*).
  - your country and hometown (*I'm from ...*).
  - about people in your family (*I have ... , My father's a ... , My mother's a ...*).
  - your plans for the future (*I want to ...*).
- 9 Work in groups. Talk about your partner in Exercise 8.
- This is ... He's/She's [18]. He's/She's from [Turkey]. He's/She's a [student]. He's/She's from [Ankara]. He/She has [two sisters]. He/She wants to [study Business at university].*





LANGUAGE DEVELOPMENT

PERSONAL PRONOUNS AND POSSESSIVE ADJECTIVES

1 Look at the sentences from Listening 1. The personal pronouns are underlined. The possessive adjectives are circled.

I'm Carlos.  
She's a student in our class. Her family's from Sapporo.  
He's from the UAE. His family's from Al-Ain.

Complete the table below with the personal pronouns and possessive adjectives from the box.

my   your   its   we   their

personal pronouns	possessive adjectives
I	(1) _____
you	(2) _____
he	his
she	her
it	(3) _____
(4) _____	our
they	(5) _____

EXPLANATION

We use personal pronouns before a verb.  
I'm Carlos. She's 18.


We use possessive adjectives before a noun.  
My name is Fahd. Her family has a hotel.

- 2 Write the correct possessive adjectives in the gaps.
- 1 This is Koko's book. → This is her book.
  - 2 This is my brother's car. → This is \_\_\_\_\_ car.
  - 3 This is our daughter's school. → This is \_\_\_\_\_ school.
  - 4 This is my uncle and aunt's house. → This is \_\_\_\_\_ house.
  - 5 This is my town and my family's town. → This is \_\_\_\_\_ town.



- 3 Circle the correct answers.
- 1 *She / Her* name's Kerry.
  - 2 Is this *you / your* house?
  - 3 This bag is nice. Is *it / its* new?
  - 4 *He / His* is the manager of a shop.
  - 5 *They / Their* teacher is from Egypt.
  - 6 I'd like to study at this university. *It / Its* courses are very good.
  - 7 *I / My* have a problem with *I / my* computer.
  - 8 *We / Our* have a restaurant in *we / our* hotel.

THE VERB BE

- 4  1.3 Listen and circle the forms you hear.
- A
- Kerry: <sup>(1)</sup> *That is / That's* a lovely photograph, Mehmet.
- Mehmet: Thank you. <sup>(2)</sup> *It is / It's* a photograph of my friend.
- Kerry: <sup>(3)</sup> *What is / What's* her name?
- Mehmet: Meral.
- Kerry: Is she from Turkey?
- Mehmet: Yes, but she <sup>(4)</sup> *is not / isn't* from Ankara like me. <sup>(5)</sup> *She is / She's* from Izmir.
- B
- Ryo: Excuse me, Kerry. Are you from London?
- Kerry: No, no, <sup>(6)</sup> *I am not / I'm not* from England. <sup>(7)</sup> *I am / I'm* from Australia. But my grandparents are English. They <sup>(8)</sup> *are not / aren't* from London. <sup>(9)</sup> *They are / They're* from Manchester.
- Ryo: Are your parents Australian?
- Kerry: Yes – and my sisters. <sup>(10)</sup> *We are / We're* all Australian.

EXPLANATION

The verb *be* has three present forms: *am* ('m), *is* ('s) and *are* ('re).

*I'm* from Australia. ('m = *am*)

*It's* a photograph of my friend. ('s = *is*)

*We're* all Australian. *They're* from Manchester. ('re = *are*)

We add *not* to make the negative.

*I'm not* from England. ('m not = *am not*)

She *isn't* from Ankara. (*isn't / 's not* = *is not*)

They *aren't* from London. ('re not / *aren't* = *are not*)

*You're not / You aren't*

*He's/She's not / He/She isn't*

*We're not / We aren't*

*They're not / They aren't*

The verb *is* is before the subject in questions.

*What's* her name? *Is* she from Turkey? *Are* you from London?




- 5 Complete the dialogue with the correct form of *be*. Add *not* if necessary.
- A: <sup>(1)</sup> Are you from Cairo?  
B: No, I <sup>(2)</sup> \_\_\_\_\_ Egyptian. I <sup>(3)</sup> \_\_\_\_\_ from Abu Dhabi.  
A: Who <sup>(4)</sup> \_\_\_\_\_ these people in this photograph? <sup>(5)</sup> \_\_\_\_\_ they your brothers?  
B: No, they <sup>(6)</sup> \_\_\_\_\_ my friends. They <sup>(7)</sup> \_\_\_\_\_ from Abu Dhabi. Hüsni <sup>(8)</sup> \_\_\_\_\_ from Turkey, and Tariq <sup>(9)</sup> \_\_\_\_\_ from Oman.  
A: <sup>(10)</sup> \_\_\_\_\_ they students?  
B: Yes. We <sup>(11)</sup> \_\_\_\_\_ all students at the same college.
- 6 Work with a partner. Practise the dialogue. Give answers that are true for you.

LISTENING 2

PREPARING TO LISTEN

- 1 You are going to listen to two students talk about famous people from their countries. Who can you see in the photographs? What are their jobs? Where are they from?



- 2 Match the words (1–6) to a photograph (a–f).
- |                    |                          |                     |                          |
|--------------------|--------------------------|---------------------|--------------------------|
| 1 fashion designer | <input type="checkbox"/> | 4 businessman       | <input type="checkbox"/> |
| 2 sportswoman      | <input type="checkbox"/> | 5 basketball player | <input type="checkbox"/> |
| 3 businesswoman    | <input type="checkbox"/> | 6 scientist         | <input type="checkbox"/> |
- 3  1.4 Listen to the words in Exercise 2. Write the number of syllables in each word next to it. Then listen again and underline the stressed syllables.

LISTENING FOR  
MAIN IDEAS

LISTENING FOR  
DETAIL



WHILE LISTENING

- 4 1.5 Listen to two students, Marie and Clare, talk about famous people from their countries. These people are in the photographs in Exercise 1. Answer the questions.
- 1 Where’s Marie from?
  - 2 Which two people does she talk about?
  - 3 Where’s Clare from?
  - 4 Which two people does she talk about?

- 5 1.5 Complete the table below by matching the sentences (1–10) with the people. Then listen again and check.
- 1 Her father’s from Jamaica.
  - 2 His wife’s a scientist.
  - 3 He’s from the United States.
  - 4 Her parents are from Panama.
  - 5 She has a lot of medals.
  - 6 He’s from the United Kingdom.
  - 7 She’s from the United States.
  - 8 She’s from the United Kingdom.
  - 9 His parents are computer scientists.
  - 10 He has a Nobel Prize.

	Marie	Clare
Person 1		1,
Person 2		

DISCUSSION

- 6 Work with a partner. Ask and answer questions about photographs b and e.
- Student A: Go to page 195.  
Student B: Go to page 197.