

1 Look in a book

1 Think about it What can you find in a book?

Read the learning goal and do the activities. Then circle your answer.

I can write about myself.

😊 yes

😐 sometimes

☹ not yet

1 Draw and colour


Draw 4 books in the bookcase.

Draw 3 books in the cupboard.

Draw 2 books on the table.

How many books are there altogether? _____

Colour 1 book red. Colour 5 books green. Colour 3 books yellow.



2 Write about yourself

Answer the questions. Put a full stop at the end of each sentence.

1 What's your name? My name is _____ .

2 How old are you? I'm _____ .

3 What colour are your eyes? My eyes are _____ .

3 What do you like?

If the sentence is true for you, put a tick ✓ in the box. If it is not true, put a cross ✗ in the box.



I like tablets. I like sharks. I like football.

★ Challenge

What do you like? Write a sentence. Look in the *Picture dictionary* for ideas.

4 Draw and write

Draw a picture of something that is yours. Write a label with your name and the name of the object.



2 Find out more Inside a book



Read the learning goal and do the activities. Then circle your answer.

I can talk about a book.

☺ yes 😊 sometimes ☹ not yet





1 Titles and authors

Look at the book covers.
 Draw a circle round each title.
 Draw a line under the name of each author.



2 Sorting books

Which books are fiction? Which books are non-fiction?
 Which books are scary? Which books are funny?
 Draw two lines from each book to a dot on the chart.

fiction 	•	•
non-fiction 	•	•
scary 	•	•
funny 	•	•

3 Which book do you want to read? _____

4 Which days do you go to school?

Circle the days you go to school.
~~Cross~~ out the days you do *not* go to school.

Monday Tuesday Wednesday Thursday
 Friday Saturday Sunday

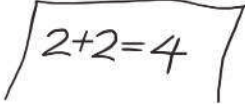



5 What do you do at school?

Circle the things you do at school.
~~Cross~~ out the things you do *not* do at school. ~~cross out~~

read		write	
sing		play music	
swim		play sports	
paint		fly a kite	

6 What subjects do you learn at school?

Circle the subjects you learn at school.
~~Cross~~ out the subjects you do *not* learn at school. ~~cross out~~

Maths		Science	
Music		English	

3 Words and sounds Review of short vowels

Read the learning goal and do the activities. Then circle your answer.

I can name the vowels and read words with short vowel sounds.

☺ yes 😊 sometimes ☹ not yet

1 Find the vowels

Circle the letters that are vowels.

a H T I r o b i
 l A j E s G r U u o

2 Matching words

Look at each picture. Draw a line to the matching word.



chips



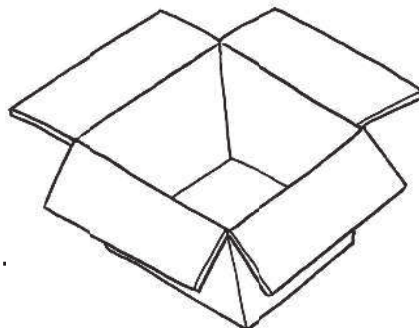
shop



ship



think






3 Read and draw




Draw a big black bug in a pink box.

4 What is it?

Write what each thing is. Use **a** or **an**.


Word box

ant  fish  octopus 

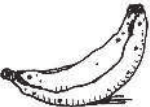
- 1  It's _____ .
- 2  _____
- 3  _____

Language tip

We use **an** before a word that begins with a vowel.

an apple 

We use **a** before a word that begins with a consonant.


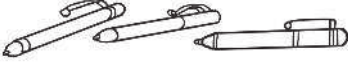

a banana 

5 Crossword puzzle



Look at the clues. Write the words.

				1 e			
				2 c			
		3 s					
		h					
	4				e		5
6 p							c
				7			

Across →

- 2 
- 4 **15**
- 6 
- 7 

Down ↓

- 1 **11**
- 3 
- 5 

4 Use of English Talking about possessions

Read the learning goal and do the activities. Then **circle** your answer.

I can say who things belong to.

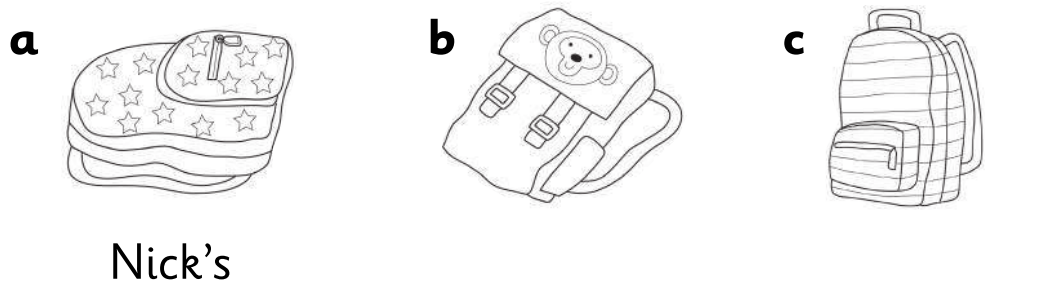
☺ yes 😊 sometimes ☹ not yet

1 Colour the pictures

The backpack with stars is blue.

The backpack with a monkey is red.

The other backpack is yellow and orange.




2 Whose backpack?


Fill in the missing words. They are in the *Word box*.


Word box


yours monkey
 mine one

 : Jill, is this backpack yours? 

 : Yes, it's _____ .

 : Nick, is this red one _____ ?

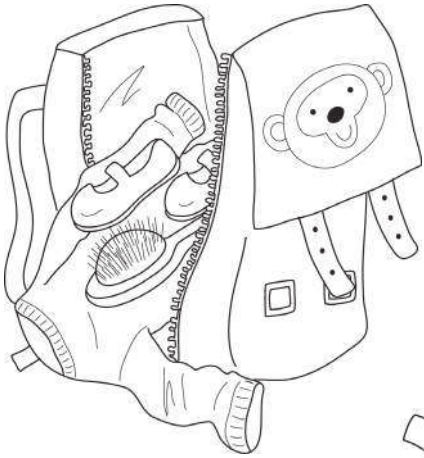
 : No, mine is the blue _____ with the stars.

 : Which one is Lucy's?

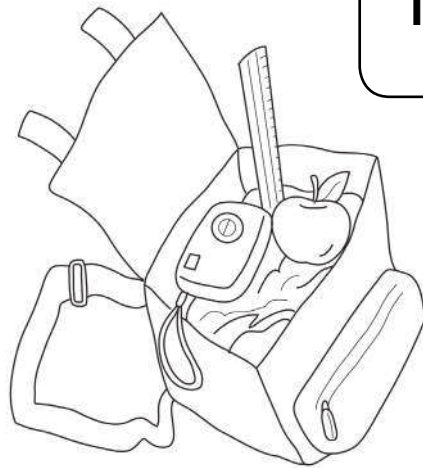
 : The red one with the _____ .

Write the names under the backpacks in Activity 1.

3 What's in the backpack?





Lucy's backpack




Jack's backpack

Language tip

she's got = she has got 

 he's got = he has got

I've got = I have got 

1 What has Lucy got in her backpack?

She's got _____

2 What has Jack got in his backpack?



Challenge

What have you got in your backpack?

5 Read and respond

Read the learning goal and do the activities. Then **circle** your answer.

I can understand the words of a song.

😊 yes

😐 sometimes

☹ not yet

1 Things we can read about

Match the book with the picture.

2 What do you like reading about?

Draw a face next to each book above to show if you like it.



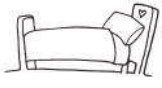
😊 = I like it!



☹ = I don't like it.

😐 = I don't know.

3 Where do you read books?


Tick ✓ the places where you like reading.

at school 
 at home 
 in bed 

in a car 
 at the park 

4  **Write your own verse**

What do you like reading about?
 Write words in the spaces to make
 a new verse for the song.



When I open up a book

Each page whispers, 'Look! Look! Look!'

_____ and

_____ ,

_____ and

_____ ,

Stories of _____ .

When I open up a book

Each page whispers, 'Look! Look! Look!'

Sing your new verse! Then draw a picture of the things in your new verse.

