

6 Interaction A

Good advice

Aim	To practise <i>should</i> and <i>must</i>
When to use	The activity can be used after the Grammar section on page 48 of the Student's Book.
Language focus	<i>should, must</i>
Key vocabulary	steal, passport, exam, be addicted to something, make a copy of something, video camera, miss a bus
Skills focus	Speaking and writing
Preparation time	5 minutes
Activity time	15 minutes

Before class

Make three copies of the sheet per six students. Cut along the dotted lines to make 36 cards for each group.

In class

- 1 Tell students that they are going to practise giving advice. Put one set of 12 cards in a bag. Ask students to come up to the front of the class one at a time and choose a card from the bag. The student should tell the class what the problem on their card is, and their classmates should offer advice. Elicit one or two sample pieces of advice for each card.
- 2 Divide students into groups of six and ask them to sit around a table. Give each group a set of 36 cards, and tell them to take six cards each. They shouldn't have the same card twice, so they should swap cards with the other students in their group if they have any duplicates.
- 3 Tell students to read the problems on their cards and write two pieces of advice for each, using either *should/shouldn't* or *must/mustn't* if the problem is very serious. They should then fold their cards and place them in a pile in the middle of the table. Monitor to ensure that students' language is reasonably accurate.
- 4 When students have finished writing, they take it in turns to pick up one of the cards and read out the advice, but without reading out the situation. The other students must guess what the situation is. If a student guesses correctly, he/she wins the card. Students cannot win back a card that they have written advice on, so they shouldn't guess if it's their advice that's being read out. The game continues until all the cards have been read out. The winner is the student with most cards at the end.

Variation

Put students into teams. Read out the problems one by one. For each problem, students must work together to write three sensible pieces of advice. The first team to do so for each problem wins a point.

Good advice



<p>You think you're addicted to social networking sites.</p> <p>1</p> <p>2</p>	<p>You're going to New York tomorrow but you can't find your passport.</p> <p>1</p> <p>2</p>	<p>You've got an exam today but you've got a bad headache.</p> <p>1</p> <p>2</p>
<p>You saw your friend steal a music player from a shop.</p> <p>1</p> <p>2</p>	<p>You broke your teacher's laptop.</p> <p>1</p> <p>2</p>	<p>Your friend isn't eating. He/She looks very ill.</p> <p>1</p> <p>2</p>
<p>Your bike breaks when you are riding up a mountain.</p> <p>1</p> <p>2</p>	<p>Your brother always plays loud music when you're trying to study.</p> <p>1</p> <p>2</p>	<p>You always feel tired but you can never sleep at night.</p> <p>1</p> <p>2</p>
<p>Your friend started smoking last week. You hate it.</p> <p>1</p> <p>2</p>	<p>You see a man in the cinema making a copy of the film on his video camera.</p> <p>1</p> <p>2</p>	<p>You miss the last bus home at night and you don't have much money.</p> <p>1</p> <p>2</p>



6 Interaction B

Extreme confusion

Aim	To practise <i>going to</i> and extreme sports vocabulary
When to use	The activity can be used after the Vocabulary section on page 49 of the Student's Book.
Language focus	<i>going to</i> and extreme sports vocabulary
Key vocabulary	go + surfing, mountain biking, snowboarding, scuba diving, bungee jumping, water skiing, skydiving, motor racing, rock climbing, skateboarding.
Skills focus	Speaking and writing
Preparation time	5 minutes
Activity time	20 minutes

Before class

Make one copy of the sheet per four students and cut them into A and B cards.

You will also need a blank piece of paper per two students.

In class

- Tell students that they are going to look at some teenagers who are going to do extreme sports. Elicit from the students some possible sports they are going to do. Encourage them to use *going to*, plus *go* and the extreme sport, e.g. *They're going to go skydiving*.
- Divide students into pairs and give each pair a copy of either Picture A or Picture B. Also give each pair a blank piece of paper. Tell students to write eight sentences about their card using *going to*. They should follow the lines to find out what each of the people on their card is going to do. However, only five of the sentences should be true. The other three must be false and mixed in with the true sentences.
- Allow students time to write their sentences. Monitor and help where necessary. When students have finished writing their sentences, ask them to swap their cards with another pair (i.e. Pair A get Card B; Pair B get Card A). Tell them they have one minute to study the new card.
- After one minute, the pairs should take back their original card and give the other pair their sentences. Using their memory, they should try and decide which three of the other pair's sentences are false.
- Put the two pairs together into a group of four. Without looking at the cards again, they should take it in turns to say which sentences they think are false. (In strong groups, ask them to say what the people are really going to do.) Students get a point for each sentence they guess correctly (true or false).

Answers

Picture A

Jack is going to go skateboarding
 Nick is going to go mountain biking
 Jill is going to go snowboarding
 Naomi is going to go scuba diving
 Jan is going to go bungee jumping
 Kobe is going to go water skiing
 Jibril is going to go skydiving
 Ilona is going to go motor racing


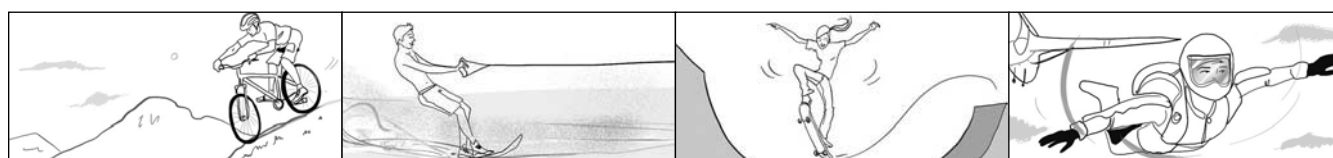
Picture B

Jack is going to go skateboarding
 Nick is going to go motor racing
 Jill is going to go mountain biking
 Naomi is going to go snowboarding
 Jan is going to go skydiving
 Kobe is going to go bungee jumping
 Jibril is going to go scuba diving
 Ilona is going to go water skiing


- When the students have finished, they should try and decide which person is going to do the same thing on both cards. (Answer: Jack is going to go skateboarding.)

Extreme confusion

Picture A



Picture B



6

Grammar

a Correct the sentences.

- Chris ~~doesn't~~ ~~shouldn't~~ spend money all the time.
- 1 You should to help your brother with his homework.
- 2 'I should call the doctor?' 'Yes, please.'
- 3 Ahmed should does more exercise.
- 4 They don't should watch TV all the time.
- 5 I should being more careful on my bike.
- 6 We're should practise a lot before the competition.
- 7 Does Rachel should join the gym?
- 8 You shouldn't to use your mobile phone in the cinema.

b Choose the correct answer: A, B or C.

- You A wear a helmet when you cycle in Australia. It's the law.
A must **B** should **C** shouldn't
- 1 You try to relax the night before an exam.
A mustn't **B** should **C** shouldn't
- 2 You play very loud music on your headphones.
A shouldn't **B** should **C** must
- 3 Chloe be late so often. People will get angry.
A mustn't **B** should **C** shouldn't
- 4 You wear something warm. It's cold outside.
A must **B** should **C** shouldn't
- 5 Simon forget his boots or he won't be able to go skiing.
A mustn't **B** should **C** shouldn't
- 6 You sunbathe at midday because the sun is very strong.
A must **B** should **C** shouldn't
- 7 You write in library books.
A must **B** mustn't **C** shouldn't
- 8 You give your waiter some extra money if the food was good.
A must **B** should **C** shouldn't

c Complete the sentences. Use the correct form of *have to* and the verb in brackets.

- I ~~don't have to go~~ (go) to bed early tonight – it's Sunday tomorrow.
- 1 Ben's a postman. He (get up) very early.
- 2 I (go) shopping. There's no food in the house.
- 3 you (carry) your passport with you?
- 4 You (pay) to use the gym. It's free.
- 5 You (do) a lot of training to run the marathon.
- 6 Sean (wear) a uniform at school?
- 7 Magda (make) dinner tonight. It's Pavel's turn to cook.
- 8 We (be) quiet – Joe's mum is asleep.

d Complete the sentences. Use *mustn't* or the correct form of *have to* and the verbs in the box.

wear pay get fall be check do miss

- That restaurant's very old-fashioned. Men have to wear a jacket and a tie.
- 1 You asleep if you're driving a car.
- 2 Children to get into the museum. It's free for children under 16.
- 3 You your equipment before you go scuba diving.
- 4 We the train – it's the last one tonight.
- 5 Ian a new passport before he goes on holiday.
- 6 You eighteen or older to see this film.
- 7 You exercise every day. You can relax sometimes instead.

6

Vocabulary

a Match words in box A with words in box B to make extreme sports.

A rock sky skate mountain scuba motor snow bungee water

B racing biking jumping climbing diving (x2) boarding (x2) skiing

- rock climbing
-
-
-
-

b Read the clues and write the extreme sports.

- You need good ropes for this sport.
 rock climbing
- 1 You can go up and down hills, but not when it's snowing.
- 2 You can do this on the street, but not on grass.

- 3 Lewis Hamilton and Fernando Alonso do this sport.
- 4 You do this sport underwater.
- 5 You can jump from a building or a bridge.

- 6 You jump out of a plane for this sport.

- 7 You need someone to drive a boat to do this sport.
- 8 You do this sport in winter, and can go downhill fast.

c Circle the correct word.

- We climbed over / off the wall.
- 1 He fell down / off his bike and hurt himself.
- 2 Brett can spin about / around on his skateboard.
- 3 The horse jumped over / up the wall.
- 4 I dived off / into the ocean.
- 5 My cat jumps onto / up the sofa when I watch TV.
- 6 Sandrine climbed off / up Mont Blanc.
- 7 I cut my knee when I fell over / off on the ice.
- 8 They dive off / out of the rocks into the sea.

d Complete the sentences with the words in the box.

over up into onto down around off (x3)

- A tree fell over in our street. We had to jump over it to walk to school.
- 1 It was really scary. I fell and I couldn't get up.
- 2 You can dive the side of the pool into the water.
- 3 Don't climb on the wall – you might fall it!
- 4 I love diving the river when it's warm.
- 5 We climbed the tree at the bottom of the garden.
- 6 Javi can spin really fast on his ice skates.
- 7 The cat jumped the wall when it saw the dog.
- 8 Ed fell his scooter when the weather was icy.

e Complete the sentences with a suitable word.

- Don't jump off that wall. You'll hurt yourself.
- 1 We climbed some high mountains in Scotland.
- 2 I dived the diving board.
- 3 Rick fell his bike.
- 4 I love this chair – you can spin on it.
- 5 Jose fell the steps at his school.
- 6 The dog dived the river.
- 7 Jess climbed the wall and got the football for us.
- 8 Suddenly, Vicky jumped 'I have to go,' she said. 'I'm late.'