



Introduction to the Extreme Ultraviolet: first source discoveries

1.1 Astrophysical significance of the EUV

The Extreme Ultraviolet (EUV) nominally spans the wavelength range from 100 to 1000 Å, although for practical purposes the edges are often somewhat indistinct as instrument band-passes extend shortward into the soft X-ray or longward into the far ultraviolet (far UV). Like X-ray emission, the production of EUV photons is primarily associated with the existence of hot gas in the Universe. Indeed, X-ray astronomy has long been established as a primary tool for studying a diverse range of astronomical objects from stars through to clusters of galaxies. An important question is what information can EUV observations provide that cannot be obtained from other wavebands? In broad terms, studying photons with energies between ultraviolet (UV) and X-ray ranges means examining gas with intermediate temperature. However, the situation is really more complex. For example, EUV studies of hot thin plasma in stars deal mainly with temperatures between a few times 10^5 and a few times 10^6 K, while hot blackbody-like objects such as white dwarfs are bright EUV sources at temperatures a factor of 10 below these. Perhaps the most significant contribution EUV observations can make to astrophysics in general is by providing access to the most important spectroscopic features of helium – the He I and He II ground state continua together with the He I and He II resonance lines. These are the best diagnostics of helium, the second most cosmically abundant element, with the line series limits at 504 Å and 228 Å for He I and He II respectively.

Sources of EUV radiation can be divided into two main categories: those where the emission arises from recombination of ions and electrons in a hot, optically thin plasma, giving rise to emission line spectra (figure 1.1); and objects that are seen by thermal emission from an optically thick medium, resulting in a strong continuum spectrum but which may contain features arising from transitions between different energy levels or ionisation stages of several elements (figure 1.2).

Examples of the former category are single stars and binary systems containing active coronae, hot O and B stars with winds, supernova remnants and galaxy clusters. Hot white dwarfs, central stars of planetary nebulae (CSPN) and neutron stars are all possible continuum sources. Cataclysmic binaries, where material is being transferred from a normal main sequence star (usually a red dwarf) onto a white dwarf, may well contain regions of both optically thin and optically thick plasma. In O and B stars the EUV emission will be dominated by emission from the shocked wind plasma only at short wavelengths while at longer wavelengths, below the Lyman limit, the continuum flux will be the most important. Apart from studying directly the EUV emission from astronomical objects, these same sources can potentially be used as probes of the interstellar medium. The absorbing

2 *Introduction to the Extreme Ultraviolet: first source discoveries*

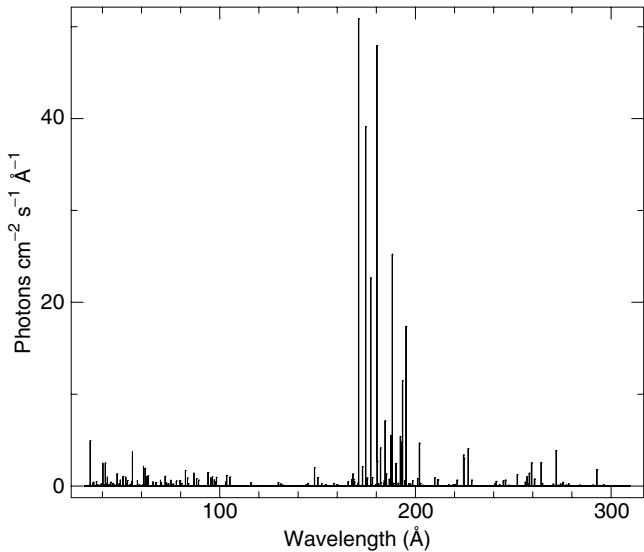


Fig. 1.1. An example of an emission line spectrum in the EUV, arising from a 10^6 K optically thin plasma. The strongest group of lines in the region 170 to 200 Å are mainly Fe transitions (Fe IX to Fe XII).

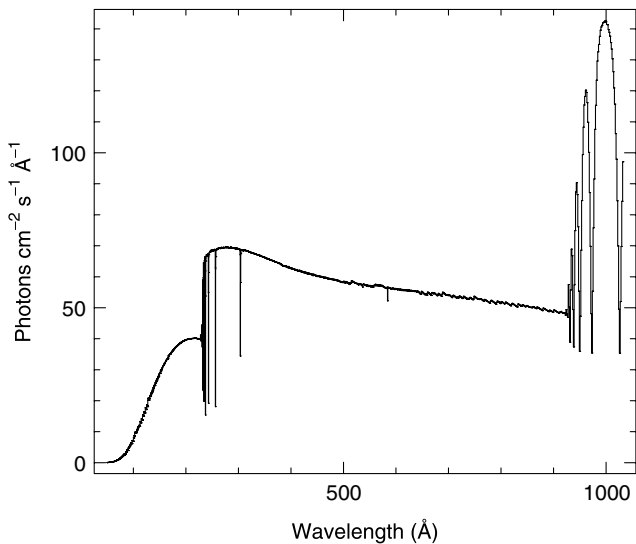


Fig. 1.2. Continuum spectrum in the EUV, formed in this example in the hot photosphere of a 50 000 K white dwarf. The absorption features near 1000 Å are the H I Lyman series and those near 228 Å correspond to the Lyman series of He II, with an assumed abundance (by number) $\text{He}/\text{H} = 1 \times 10^{-5}$.

1.2 The ‘unobservable ultraviolet’ 3

effect of the interstellar medium can modify the flux received at the Earth allowing, if the properties of the radiating source are well understood, its structure and density to be studied.

EUV observations can be used to study a wide variety of astronomical environments and physical processes. The aim of this book is to present the scientific discoveries arising from cosmic EUV astronomy, discussing some of the underlying physics to illustrate the insights that can be gained from this work. Since this field has only recently become a fully-fledged branch of astronomy, we present the information in a historical context dealing with the development of both observational and instrumental areas of the subject.

1.2 The ‘unobservable ultraviolet’

Until the early 1970s, the conventional view was held that EUV astronomy was not a practical proposition. Since most elements have outer electron binding energies in the range 10–100 eV, photons in the corresponding energy range will be strongly absorbed in any photon–atom interaction when

$$\chi_i < hc/\lambda \tag{1.1}$$

where λ is the photon wavelength, χ_i is the ionization potential and c is the speed of light. When $10 < \chi_i < 100$ eV, λ lies in the range 100–1000 Å, i.e. within the EUV band. As a result, the Earth’s atmosphere is opaque to EUV radiation due to photoabsorption by N₂, O₂ and O. The 1/*e* absorption depth of the atmosphere is ≈130 km at 100 Å. Hence, ground-based EUV astronomy is inconceivable. As in X-ray and far-UV astronomy, this problem can be overcome by placing instrumentation above the atmosphere. However, a more serious problem is posed by absorption of interstellar gas which can potentially make the interstellar medium (ISM) opaque to EUV radiation over interstellar distances (Aller 1959). For example, the mean free path (τ , cm) of a photon in the ISM, where hydrogen is the most abundant element, can be estimated from the known neutral hydrogen density (n_H , cm^{−3}) and hydrogen absorption cross-section (σ , cm²), where

$$\tau = 1/(n_H \sigma) \tag{1.2}$$

In an influential paper, Aller (1959) argued that, based on the then knowledge of the distribution and density of hydrogen in the galaxy, the ISM would be completely opaque at wavelengths between the X-ray band and Lyman limit at 912 Å and EUV observations impossible. This calculation assumes an interstellar value of 1 atom cm^{−3} for n_H , inferred from 21 cm radiowave surveys. For a neutral hydrogen cross-section of ≈10^{−18} cm², averaged over the entire EUV range, the estimated mean free path (eqn (1.2)) is a mere 10¹⁸ cm (0.4 parsec) – well below the distance to any astronomical objects other than those in the solar system. Even taking the most optimistic value of the absorbing cross-section (3 × 10^{−20} cm² at 100 Å) gives a viewing distance of only 10 pc. Aller’s basic conclusions, self-evident from the knowledge available in 1959, remained unchallenged for more than a decade consigning this region of the electromagnetic spectrum to the ‘unobservable ultraviolet’ (Harwit 1981).

In contrast to Aller’s first, relatively crude estimate of the absorbing effect of the ISM on EUV radiation, Cruddace *et al.* (1974) calculated the interstellar absorption cross-section over

4 Introduction to the Extreme Ultraviolet: first source discoveries

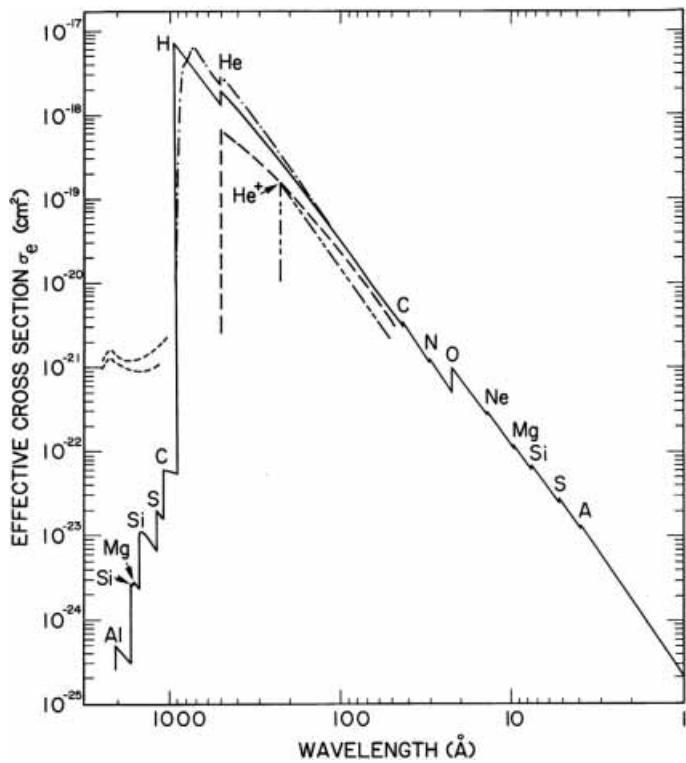


Fig. 1.3. Effective cross-section of the interstellar medium. — gaseous component with normal composition and temperature; --- hydrogen, molecular form; — — H II region about a B star; — — — H II region about an O star; dust (from Cruddace *et al.* 1974).

the wavelength range 1 to 2000 Å (figure 1.3) and then determined the percentage absorption as a function of wavelength and of n_H . These calculations, expressed in figure 1.4 as the distance for 90% attenuation of the radiation, coupled with increasing indirect evidence for lower values of the value of n_H along at least some lines-of-sight indicated significant transparency in the EUV window and demonstrated the possibility of being able to ‘see’ EUV sources out to distances of a few hundred parsecs, at the shorter (100–500 Å) wavelengths. Figure 1.4 conveniently expresses a fundamental observational fact of EUV astronomy – for a given column of interstellar gas the distances at which sources can be detected rapidly shrinks as wavelengths increase. A direct consequence of this is that, in general, the number of sources that can be detected diminishes rapidly at longer wavelengths.

Radio measurements of interstellar hydrogen densities are really measuring the total amount of material along the line-of-sight, over distances of several kiloparsecs. Hence, the estimated volume densities are just averages within these long columns and may not be representative of values for the local ISM (LISM), within the distances of a few hundred parsecs critical for EUV astronomy. Furthermore, at least in the 1950s and 1960s, such measurements were carried out with beams several degrees in angular extent and were unable to detect any possible variations in line-of-sight absorption on scales smaller than this. In the early 1970s far-UV satellite experiments provided the first sensitive localised measurements

1.3 Early detectors for the EUV

Table 1.1. Neutral hydrogen densities N_H along the lines-of-sight to bright stars observed in the far-UV.

Object	Distance (pc)	n_H (cm ⁻³)	N_H (cm ⁻²)	Reference
α Leo	22	0.02	1.4×10^{18}	Rogerson <i>et al.</i> 1973
α Eri	24	0.07	5.1×10^{18}	Rogerson <i>et al.</i> 1973
α Gru	28	1.16	1.0×10^{20}	Spitzer <i>et al.</i> 1973
δ Per	83	0.59	1.5×10^{20}	Spitzer <i>et al.</i> 1973
β Cen	90	0.11	3.0×10^{19}	Savage and Jenkins 1972

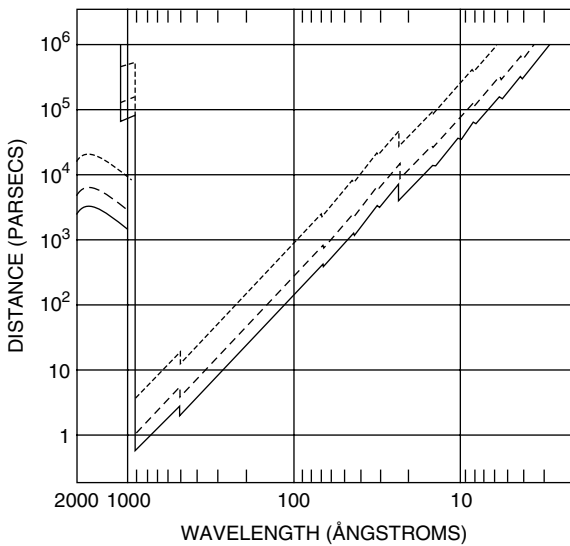


Fig. 1.4. Distance at which attenuation of the incident radiation reaches 90%, as a function of wavelength. An unionised interstellar medium of normal composition is assumed. — $n_H = 0.2$ cm⁻³; — — $n_H = 0.1$ cm⁻³; - - - $n_H = 0.03$ cm⁻³ (from Cruddace *et al.* 1974).

of n_H over much shorter path lengths and narrower angular scales by using the absorption profiles of Lyman α (1216 Å) and Lyman β (1026 Å) in the spectra of bright, unreddened stars (i.e. without the presence of dust along the line-of-sight). Results from studies with Mariner 9 (e.g. Bohlin 1973), OAO-2 (e.g. Savage and Jenkins 1972) and Copernicus (e.g. Rogerson *et al.* 1973; Spitzer *et al.* 1973) showed that the ISM is far from uniformly distributed as had been supposed previously and that ‘local’ values of n_H could be very much lower than 1 atom cm⁻³. Table 1.1 summarises several of these measurements, showing volume densities ranging from 0.02 to 1.16 atom cm⁻³.

1.3 Early detectors for the EUV

To observe at wavelengths in the EUV, astronomers in the 1960s and 1970s needed new detector technology. Solar EUV astronomers used specially developed EUV/X-ray sensitive films for the Skylab telescopes and spectrographs. Although such films provided high spatial resolution, they had a number of insurmountable problems for cosmic EUV observations.

6 *Introduction to the Extreme Ultraviolet: first source discoveries*

First and foremost, the film required returning to Earth for developing, thereby excluding use on unmanned, long-lifetime observatories. Also, such films were not particularly sensitive, and required exceptionally stable pointing (or very short exposures) to be of practical use on spacecraft.

Thus, to make progress in space-based EUV astronomy, sensitive, photon-counting detectors were needed. Two approaches were natural developments from shorter (X-ray) and longer (UV) wavelengths: proportional counters and photomultipliers.

1.3.1 *Proportional counters*

The proportional counter is based on the familiar *Geiger counter*, a device that gives an audible ‘click’ and/or deflection of a meter on detection of a radioactive decay product. The rate of clicking depends on the level of radioactivity, i.e. the number of decay products passing through the counter in each second. Such counters consist of a sealed metallic tube containing a gas such as xenon. The tube usually has a thinner area, or window, through which some less-penetrating radiation can pass. Along the central axis of the tube, a thin, very uniform wire is kept at a high voltage (typically 1 kV or more). When a gamma ray ($E > 50\text{--}100\text{ keV}$ or $\lambda < 0.1\text{ \AA}$) penetrates the gas volume in the Geiger counter, it may ionise a gas atom. The likelihood of this depends upon the gas pressure and composition. The freed electron is then accelerated towards the positively charged central wire, gaining energy and colliding with another gas atom. This atom is ionised as well, freeing a second electron. If the voltage on the central wire is high enough and the gas pressure is in a particular range, this process rapidly recurs until a charge ‘avalanche’, akin to a microscopic lightning strike, occurs between the centre wire and outer tube. Such an avalanche produces a discharge, which is then amplified electronically and converted into a measurable signal.

This type of counter signals when a highly energetic X- or gamma ray is detected, but gives no information about its energy. To measure energy, the counter needs to be operated at a somewhat lower voltage and possibly a different gas pressure. When these two parameters are adjusted correctly, the number of electrons created during subsequent ionisations after the initial collision of the gamma ray is *proportional* to the energy of the incoming gamma or X-ray photon. Hence the name *proportional counter*. A schematic diagram of such a proportional counter is shown in figure 1.5.

Because of their ability to count individual photons, and also retain information on the energy of the detected photon, proportional counters were rapidly adopted as the workhorse detector of X-ray astronomy in the 1960s and 1970s. However, their use for low-energy

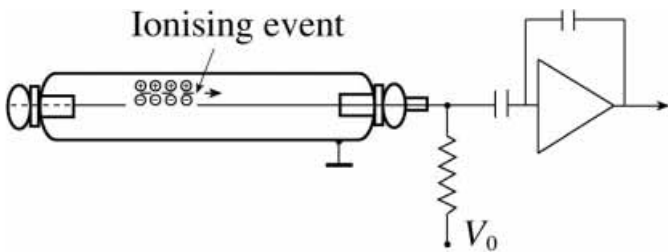


Fig. 1.5. Schematic diagram of a proportional counter (from Zombeck 1990).

1.3 Early detectors for the EUV

7

X-rays ($\approx 10\text{--}100\text{ \AA}$) or EUV ($> 100\text{ \AA}$) required some improvements. First, the window used in high-energy X-ray proportional counters would absorb all the lower energy X-rays or EUV radiation. So thinner windows were required that would allow these low-energy photons through and yet be strong enough to contain the counter gas. Certain plastics, such as polypropylene, were found to have these properties. Unfortunately, when made thin enough to be transparent to soft X-rays, most were found to be permeable to the gas molecules, causing a slow leak in the counter. Thus a gas flow system was needed to maintain the fill pressure and gas purity, resulting in the so-called ‘thin-window, gas-flow’ proportional counter.

For the very softest X-rays and EUV photons, extremely thin windows and low gas pressures are required. In an early search for EUV sources near the north galactic pole, astronomers at the University of California at Berkeley developed counters with polypropylene windows as thin as $0.3\text{ }\mu\text{m}$. In addition, the gas itself had to be chosen to be less absorbing in the EUV region, so organic molecules such as methane (CH_3) or propane (C_3H_8) were used. These counters worked reasonably well, but operating them at wavelengths much longer than 200 \AA was not possible due to limitations in window materials and gas properties. In addition, the unique feature of the proportional counter – its ability to measure photon energy – diminished, as the uncertainty in the measured photon energy was about the same as the photon energy itself in the EUV. Other approaches have proved to have a wider application for EUV astronomy: these were the channel electron multiplier (CEM) and later, the micro channelplate (MCP).

1.3.2 Photomultipliers and channel electron multipliers

Photomultiplier tubes have been used for decades to detect visible and ultraviolet photons at extremely low intensity levels. A photomultiplier tube is an evacuated glass tube with a light-sensitive surface (a photocathode): a photon striking the photocathode will eject an electron (with some probability – typically a few to 20%). After the photocathode is a series of plates which, when struck by the photoejected electron, emit additional (i.e. secondary) electrons. The plates are connected to a high-voltage supply through a series of resistors. Thus the electrons emitted from successive plates ‘see’ an electric field which accelerates them towards the next plate in the series. At the end of the series of plates, or stages, a single electron will have been amplified into a pulse of $10^7\text{--}10^{10}$ electrons, which in turn is collected by a metal plate and sensed through external electronics. Thus, just as in the Geiger counter, a single photon of visible or UV light may be detected using the photomultiplier.

The CEM is a compact, windowless version of the photomultiplier. Instead of a sealed tube, the CEM itself must be used in a high vacuum (about a billionth of atmospheric pressure). The photocathode of the CEM may be a cone covered with a photosensitive material (in the EUV this may be MgF_2 , CsI or KBr) with a hole at its apex. Attached to the hole is a small-diameter tube (frequently a few millimetres or less) of lead glass coated with a material that acts much like the electron-emitting plates in a photomultiplier (see figure 1.6). The leading part of the inner wall of the tube may also act as the photocathode. The tube is often curved, and a high voltage is applied to one end. Just as in the photomultiplier, an electron ejected when a photon strikes the conical photocathode is accelerated towards the tube at the apex of the cone. When it strikes the tube’s surface, secondary electrons are emitted, which in turn are accelerated further along the length of the tube, striking the tube wall within a short distance. The process will be repeated until, as in the case of the photomultiplier, a large pulse

8 *Introduction to the Extreme Ultraviolet: first source discoveries*

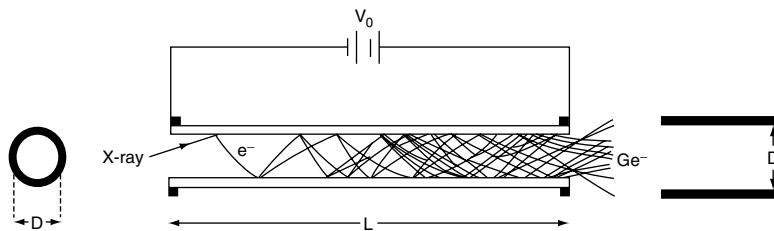


Fig. 1.6. Diagram illustrating the operation of a continuous-dynode electron multiplier (from Fraser 1989).

of about 10^6 – 10^7 electrons can be collected at the end of the tube and sensed electronically. The windowless nature of the CEM means that it may be used to detect photons at all EUV wavelengths.

1.4 **Early experiments with sounding rockets**

With the realisation that many galactic EUV sources could conceivably be detected from above the Earth’s atmosphere, the Space Sciences Laboratory of the University of California (UC) at Berkeley embarked on a sounding rocket programme. Several experiments were flown between 1972 and 1974 to search for sources of EUV emission. These early experiments did not use imaging instruments, although nested gold-coated plane mirrors were employed as a flux concentrator. A mechanical collimator was used to constrain the field of view to $1^\circ \times 50^\circ$ full width half maximum (fwhm). The collecting area was divided into five overlapping segments each covered with a channel electron multiplier (CEM) photon detector.

A bandpass of 135–475 Å was defined using thin-film filters composed of aluminium and carbon. During the first flight of this instrument an area of sky approximately 1350 square degrees around the north galactic pole was surveyed, with a limiting sensitivity of $4.3 \times 10^{-8} \text{ erg cm}^{-2} \text{ s}^{-1}$ (Henry *et al.* 1975). An improved second flight covered a similar area, achieving a flux limit of $2.9 \times 10^{-8} \text{ ergs cm}^{-2} \text{ s}^{-1}$ (Henry *et al.* 1976a). No sources were detected on either flight. However, 3σ upper limits were obtained for the cataclysmic variables RX Andromedae, during flare, and U Geminorum, during quiescence.

Experiments were also carried out using five propane-filled proportional counters as detectors (Henry *et al.* 1976b). One disadvantage of these devices is the need for a gas-tight entrance window, restricting the useful wavelength range to the lower range of the EUV, where the absorption of the window is lowest. Although an additional wavelength-defining filter may then not be needed, counter windows usually need to be thicker than the thin-film filters employed with CEM experiments. Spanning a wavelength range 44–165 Å and with a field of view approximately $2^\circ \times 15^\circ$, some 3700 square degrees around the south celestial pole were surveyed, resulting in the detection of a single source with a flux of $1.3 \times 10^{-9} \text{ ergs cm}^{-2} \text{ s}^{-1}$. The most likely counterpart in the source error box was the cataclysmic variable VW Hydri.

Other investigators also carried out experiments with sounding rockets, including a group from California Institute of Technology. Using a spiraltron detector (a CEM coiled in a spiral) upper limits were obtained in the wavelength range 140–430 Å but no further sources were detected. The main limitations of all these sounding rocket payloads were the effective areas available with the existing technology, restrictions on payload dimensions and the short

1.5 EUV astronomy on the Apollo–Soyuz mission

exposures (300–500 s) allowed by sub-orbital flights. A chance to increase the exposure times with a longer duration space mission appeared with the Apollo–Soyuz Test Project.

1.5 EUV astronomy on the Apollo–Soyuz mission

In 1975, an opportunity arose to perform an extended search for EUV sources of cosmic radiation on the Soviet–American Apollo–Soyuz mission (officially termed the Apollo–Soyuz Test Project, or ASTP). In July of that year, US and Soviet astronauts were to link up in space in a demonstration of international good will. NASA realised that, in addition to the political benefits of the flight, some science instruments could ‘piggyback’ on the Apollo capsule, and solicited proposals for experiments which could be flown over the 9-day duration of the mission. The UC Berkeley group received approval for two such experiments: the Extreme Ultraviolet Telescope (EUVT) and the Interstellar Helium Glow Experiment. The results from the latter experiment, which was intended to map out the distribution and motion of He and He⁺ in the heliosphere, were described in detail by Bowyer *et al.* (1977a). In the remainder of this section, we will concentrate on results from the EUVT, including the first unambiguous detection of a cosmic EUV source, the hot white dwarf HZ 43.

The EUVT (figure 1.7) was, in reality, not an imaging telescope at all, but a ‘light bucket’, consisting of four concentric Au-coated paraboloidal mirrors which focused EUV radiation onto one of two channel electron multiplier (CEM) detectors, one with a 2.5° diameter field of view (FOV) and the other with a 4.3° FOV (see Bowyer *et al.* 1977b). Just in front of the detector was a six-position filter wheel, with four EUV filters (parylene N, Be/Par N, Al + C, Sn), one far-UV filter (BaF₂) and a ‘blank’ position consisting of a thin Al disc for use in determining instrumental background. The sensitivity of the EUVT for the four EUV bands is given in figure 1.8.

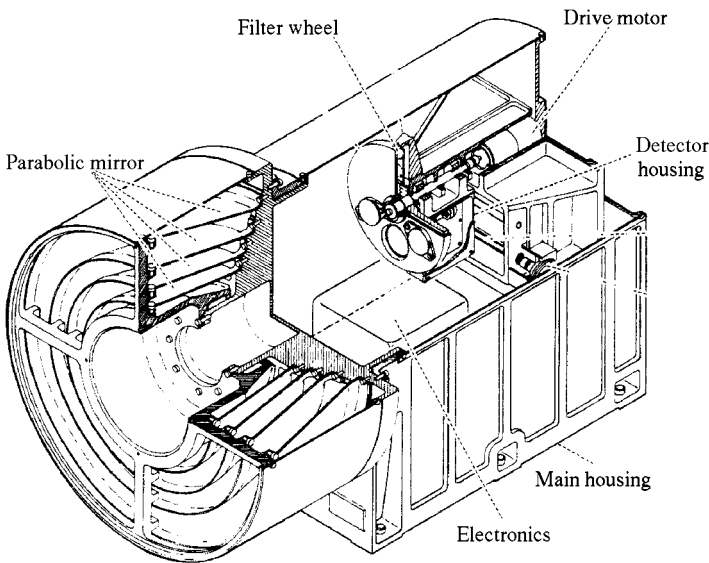


Fig. 1.7. A schematic diagram of the EUV telescope (EUVT) flown on board the Apollo–Soyuz mission in 1975 (courtesy S. Bowyer).

10 Introduction to the Extreme Ultraviolet: first source discoveries

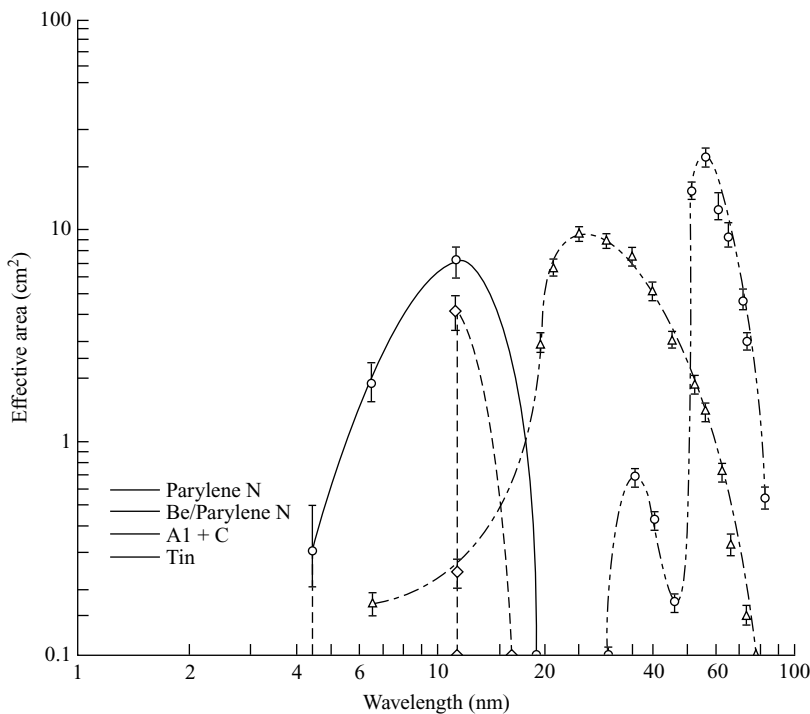


Fig. 1.8. Effective area of the EUV telescope (EUVT) on the Apollo–Soyuz Test Project (courtesy S. Bowyer).

The EUVT was mounted in the Service Module (SM) portion of the Apollo Command and Service Module (CSM), i.e. in the drum-shaped portion of the Apollo spacecraft behind the cone-shaped section which housed the Apollo crew. Operation of the EUVT was quite simple. Since the EUVT was rigidly fixed to the Apollo SM, the Apollo crew first had to orient the spacecraft such that the EUVT pointed at a given celestial target or background. Then an instrument door was opened, the EUVT turned on, one or the other of the two CEM detectors was selected, and the observing run begun. The filter wheel was designed to continuously step, so that all six positions would cycle in 6 s (10 rpm). The typical target observation sequence consisted of spending equal amounts of time pointing at a target and at two background points located on either side of the target, for total observing times of several to 20 min. More than 30 potential EUV sources were observed over about 15 Apollo orbits, some more than once. In addition, data from spacecraft slews in between targeted observations were included in a study of the EUV background, along with the background pointings from the targeted observations (Stern and Bowyer 1979).

It is worth noting that, at the time of the ASTP mission, there existed only educated guesses as to which stars would be both strong EUV emitters and would also have a low enough interstellar absorption so as to be detectable by the EUVT. Neither the first High Energy Astronomical Observatory (HEAO-1) nor the Einstein observatory X-ray missions had yet been launched, and, in fact, the first detection of a stellar corona (other than that of the Sun) associated with the binary system Capella (α Aurigae; Catura *et al.* 1975) had only just