

# Who am I?

## 1 Brainstorming

### WHAT IS BRAINSTORMING?

When you brainstorm, you write down as many ideas as you can think of. You can write words, phrases, or sentences.

Words: *tall, manager*

Phrases: *live in Rome, have an older sister*

Sentences: *I'm 32 years old. I have a sports car.*

- 1 Hakim brainstormed on the question “Who am I?” Read what he wrote.



- 2 Now brainstorm on the question “Who am I?” Draw a circle on a piece of paper and write your name in the middle. Then write as many words, phrases, and sentences as you can about yourself.

- 3 Use the information in your brainstorming notes to introduce yourself to a classmate.

Hi, my name is . . .  
I am . . .

### Later in this unit . . .

You will write an e-mail introducing yourself.







You will also learn how to organize your e-mail, and how to add more information to the topics you write about.

## 2 Analyzing a paragraph

1 Read the paragraph and follow the instructions below.

(1) My name is Hakim. (2) I am a Saudi man, and I am 32 years old.  
 (3) I live in a small apartment in Rome. (4) I work for an oil company.  
 (5) Someday, I want to have my own business. (6) Tennis is my favorite sport, but I like soccer, too.

a Match the sentences in the paragraph to the topics.

 <p><input type="checkbox"/> his job</p>	 <p><input type="checkbox"/> his interests</p>	 <p>1 his name</p>
 <p><input type="checkbox"/> his nationality and age</p>	 <p><input type="checkbox"/> where he lives</p>	 <p><input type="checkbox"/> his future plans</p>

b Look at sentence 2 in the paragraph. Write a similar sentence with these words.

Korean man / 20 years old

---

c Look at sentence 4 in the paragraph. Write a similar sentence with these words.

study English / a university

---

d Look at sentence 5 in the paragraph. Write a similar sentence with these words.

Someday / have a family

---

2 Compare answers with a partner.

**Talk about it.**

Tell your partner about your future plans.

### 3 Learning about organization

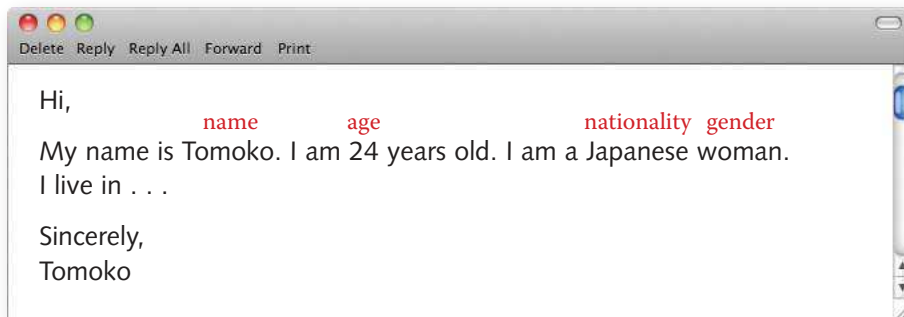
#### ORGANIZING AN E-MAIL ABOUT YOURSELF

Begin your e-mail with a greeting like those below. Then write a message about who you are, with topics such as your name, age, nationality, gender, etc. End with a closing and your name.

Greeting: *Hi* (name),      *Dear* (name),

Closing:    *Thanks*,      *Sincerely*,  
                  (your name)      (your name)

- 1 Read the beginning and ending of Tomoko's e-mail introducing herself. Then write similar sentences about yourself below.



- a Name: My name is
- b Age: \_\_\_\_\_
- c Nationality and gender: \_\_\_\_\_

- 2 Now use the sentences above to write the beginning and ending of an e-mail introducing yourself. Use a greeting and a closing from the Word File.

#### Word File

##### More Greetings

Hi there!  
 Hello ☺,

#### Word File

##### More Closings

Take care,  
 Bye,

## 4 Working on content

- 1 Read the sentences below. What is the topic of each sentence? Choose a topic from the box. Then write a similar sentence about yourself.

<input type="checkbox"/> family	<input type="checkbox"/> future plans	<input type="checkbox"/> likes and dislikes	<input checked="" type="checkbox"/> school
<input type="checkbox"/> friends	<input type="checkbox"/> interests	<input type="checkbox"/> where you live	<input type="checkbox"/> job

- a I am a junior college student.

Topic: school

Your sentence: I go to a university.

- b I play in a rock band in my free time.

Topic: \_\_\_\_\_

Your sentence: \_\_\_\_\_

- c I want to be a doctor someday.

Topic: \_\_\_\_\_

Your sentence: \_\_\_\_\_

- d I work in a coffee shop after school.

Topic: \_\_\_\_\_

Your sentence: \_\_\_\_\_

- e I live downtown.

Topic: \_\_\_\_\_

Your sentence: \_\_\_\_\_

- f My best friend is from Singapore.

Topic: \_\_\_\_\_

Your sentence: \_\_\_\_\_

- g I love classic rock music.

Topic: \_\_\_\_\_

Your sentence: \_\_\_\_\_


- h I have two sisters and a brother.

Topic: \_\_\_\_\_

Your sentence: \_\_\_\_\_

- 2 Think of one more topic and write a sentence about it.

Topic: \_\_\_\_\_ Your sentence: \_\_\_\_\_



## 5 Learning more about organization

### ADDING MORE INFORMATION

Write more than one sentence about each topic in your writing. Add more information to make your writing more interesting.

#### Sentence

*I am a junior college student.*

*I play in a rock band.*

#### More information

*My major is biology.*

*I play the guitar.*

- 1** Write a sentence on three topics you would like to put in an e-mail introducing yourself. Then write another sentence with more information for each topic.

**a** Topic: \_\_\_\_\_

Sentence: \_\_\_\_\_

More information: \_\_\_\_\_

**b** Topic: \_\_\_\_\_

Sentence: \_\_\_\_\_

More information: \_\_\_\_\_

**c** Topic: \_\_\_\_\_

Sentence: \_\_\_\_\_

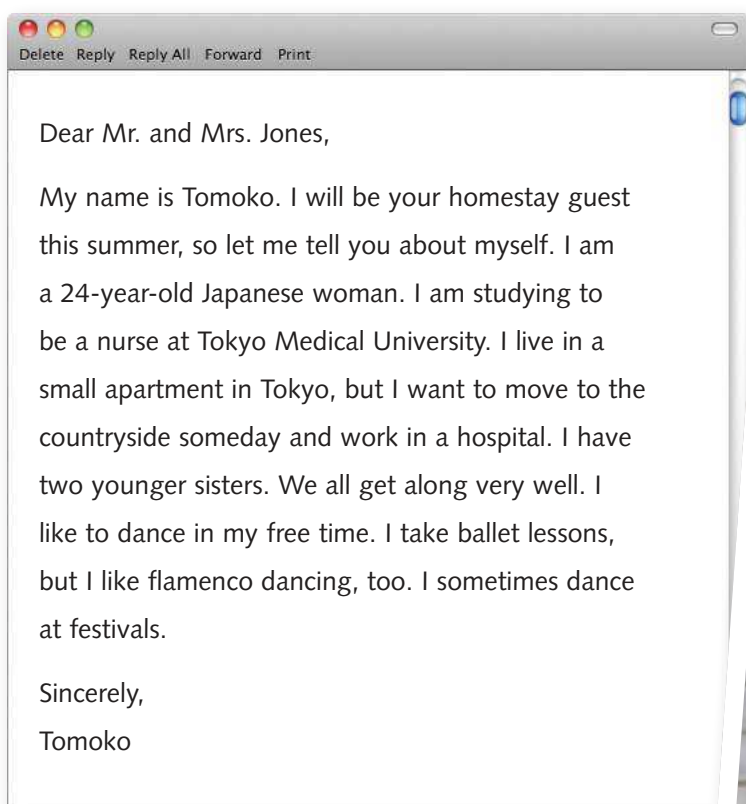
More information: \_\_\_\_\_

- 2** Work with a partner. Tell your sentences to each other and ask each other questions. Use your discussion to add sentences with more information above.



## 6 Analyzing a model

- 1 You are going to write an e-mail introducing yourself. First, read Tomoko's e-mail and follow the instructions below.



- a Circle the greeting and the closing.
- b Draw a box around the sentence that tells Tomoko's age, nationality, and gender.
- c What other topics does Tomoko talk about? Check (✓) them.

- |                                       |   |  |  |
|---------------------------------------|---|--|--|
| <input type="checkbox"/> her dislikes | <input type="checkbox"/> her friends      | <input type="checkbox"/> her interests | <input type="checkbox"/> her school      |
| <input type="checkbox"/> her family   | <input type="checkbox"/> her future plans | <input type="checkbox"/> her job       | <input type="checkbox"/> where she lives |

- d Tomoko used *Sincerely* for a closing. Check (✓) three other ways Tomoko could end her e-mail.

- |                                  |  |                                |                                     |  |
|----------------------------------|--|--------------------------------|-------------------------------------|--|
| <input type="checkbox"/> Always, | <input type="checkbox"/> See you soon, | <input type="checkbox"/> Love, | <input type="checkbox"/> Thank you, | <input type="checkbox"/> Best regards, |
|----------------------------------|--|--------------------------------|-------------------------------------|--|

- 2 Compare answers with a partner.

## 7 Write!

- 1** Choose someone to write an e-mail to and introduce yourself. Check (✓) one of the boxes below. You can also write your own idea.

- Your new pen pal                       A new classmate  
 Your future homestay hosts       \_\_\_\_\_  
(your idea)

- 2** Now write your e-mail. Use your ideas from Part 5. Use the format below.

Write these things:

a greeting →

eight or more sentences introducing yourself →

a closing →

your name →

### ***In your journal . . .***

Write about what you like to do in your free time.  
 Do you have a hobby or other special interests?

## 8 Editing

### CONNECTING SENTENCES

You can use *and* or *but* to connect sentences. Put a comma (,) before *but*.

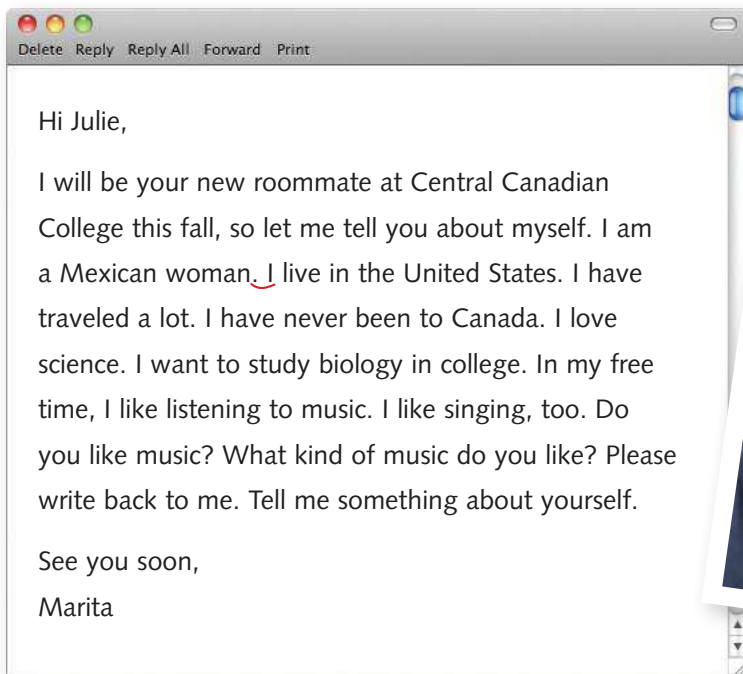
To connect sentences with similar or additional information, use *and*.

*I am Korean.*  
*I live in Seoul.* → *I am Korean and I live in Seoul.*

To connect sentences with different or unexpected information, use *but*.

*I am Korean.*  
*I live in Sydney.* → *I am Korean, but I live in Sydney.*

- 1 Read Marita's e-mail introducing herself. Mark the places to connect with *and* or *but*. Then rewrite these sentences at the bottom.



- a *I am a Mexican woman, but I live in the United States.* \_\_\_\_\_  
 b \_\_\_\_\_  
 c \_\_\_\_\_  
 d \_\_\_\_\_  
 e \_\_\_\_\_

- 2 Now look at the e-mail you wrote in Part 7. See if you can improve your sentences.



## 9 Giving feedback

**1** Exchange your revised e-mail with a partner. Read your partner's revised e-mail and follow the instructions below.

**a** Write your partner's greeting and closing.

\_\_\_\_\_

**b** Did your partner include these things? Check (✓) the boxes.

	Yes	No
Name	<input type="checkbox"/>	<input type="checkbox"/>
Age	<input type="checkbox"/>	<input type="checkbox"/>
Gender	<input type="checkbox"/>	<input type="checkbox"/>
Nationality	<input type="checkbox"/>	<input type="checkbox"/>

**c** Write the topics your partner wrote about.

\_\_\_\_\_  
 \_\_\_\_\_

**d** Think of two more things you would like to know about your partner. Write two questions.

\_\_\_\_\_  
 \_\_\_\_\_

**2** Write a short letter to your partner. Tell your partner about things you liked in the e-mail and ask questions. Then give the letter to your partner.



Dear Sung-Jae,  
 I like your e-mail. You said  
 your English name is Jay. Who  
 gave you that name?

Best regards,  
 Anna

**3** Can any of your partner's comments help you make your e-mail better?

**JUST FOR FUN**

**1** Write your address in English. Look at the examples. Then write your address below.

<i>Bob Green</i>  <i>2120 Forest Street, Apt. 2A</i>  <i>Honolulu, Hawaii 96811</i>  <i>USA</i>	name  street address  city, state or province, and postal code  country	<i>Linda Webb</i>  <i>14 Stamford Road</i>  <i>Oakhill</i>  <i>Essex CM20 2JE</i>  <i>UK</i>
---	--	--

---

---

---

---

---

---

**2** When you write a letter, sign your name at the bottom in a special way with what is called a “signature.” Practice writing your signature three times.

**Signature**

**Your signature**

*Kana Kubota*  
Kana Kubota

---

*Michael Clark*  
Michael Clark

---



---



**3** An e-mail signature is different. It is the information, symbols, or shapes you put at the bottom with your name. Make your own e-mail signature.

<pre>                 ***  ***                 *    *                 **                 ****                 - - - - -                 -      David Ko      -                 -      dko@osu.edu    -                 -      Ohio State University  -                 -      1410 High Street  -                 -      Columbus, OH 43210  -                 -      (614) 292-1131    -                 -      - - - - -             </pre>	
---	--